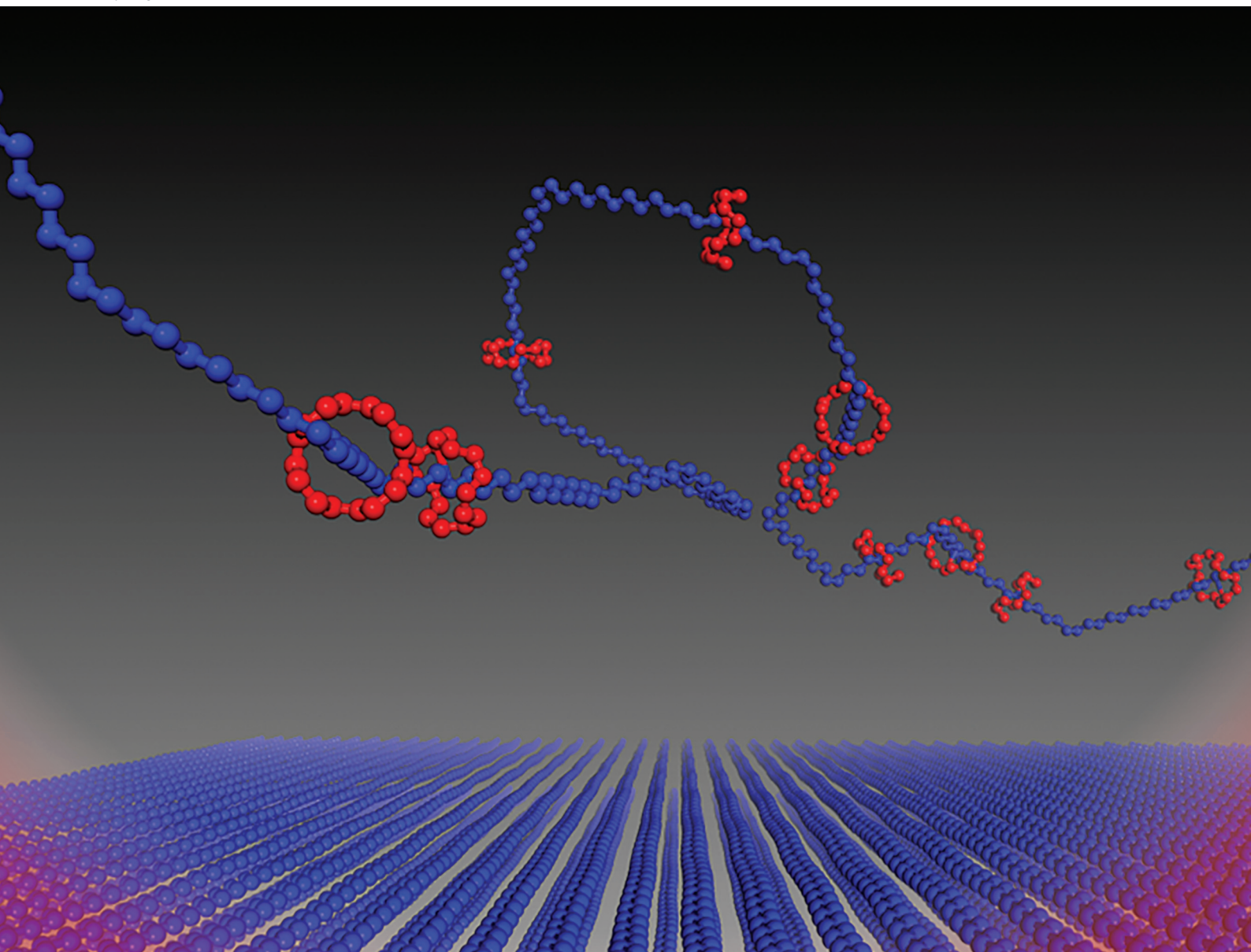


Polymer Chemistry

rsc.li/polymers

Volume 16
Number 2
14 January 2025
Pages 105-224



ISSN 1759-9962

COMMUNICATION

Austin M. Evans *et al.*
Increasingly threaded polypseudorotaxanes with reduced
enthalpies of melting



Cite this: *Polym. Chem.*, 2025, **16**, 112

Received 10th September 2024,
Accepted 22nd October 2024

DOI: 10.1039/d4py01006j

rsc.li/polymers

Increasingly threaded polypseudorotaxanes with reduced enthalpies of melting†

He Sun,^{id} Sean R. Gitter,^{id} Kiana A. Treaster,^{id} Joshua D. Marquez,^{id}
Brent S. Sumerlin,^{id} Kenneth B. Wagener and Austin M. Evans^{id}*

Polymers that contain mechanical bonds have unique and useful properties. It is difficult to prepare linear polyrotaxanes that contain well-defined mechanical bonds, which has made it challenging to establish the influence of mechanical bonding on linear polyrotaxane properties. We disclose the synthesis of 1,9-decadiene-pseudorotaxane linear copolymers with variable densities of threaded macrocycles using acyclic diene metathesis (ADMET) polymerization. This enabled our investigation into how macrocyclic threading impacts the thermomechanical properties of linear polypseudorotaxanes. Specifically, we observe that the melting enthalpy decreased from 67 to 5 J g⁻¹ as we increased the molar incorporation of a pseudorotaxane unit. Going forward, we expect ADMET to be a useful strategy to prepare linear

mechanically interlocked macromolecules at scales relevant for characterizing their thermomechanical properties.

Introduction

Mechanical interactions between polymer chains govern macromolecular material properties.^{1–5} Well-defined mechanical bonds represent a new method to install these interactions into macromolecular materials in a systematic way.^{6–8} For example, creating a (pseudo-)rotaxane by threading a macrocycle onto a polymer backbone is reminiscent of loop structures in entangled thermoplastics.⁹ Many researchers have investigated mechanical bonds in network materials, such as slide-ring networks held together by mechanical cross-links.^{10–12} The mobility of these cross-linked units imbues these materials with unique material properties that have been demonstrated as useful in electrode binders,^{13–16} biomedical drug delivery,^{17–20} and self-healing elastomers.^{21–23} However, the influence of mechanical cross-links on linear polyrotaxane properties is not as well-established.

The limited understanding of mechanical bonding's influence on linear polymer properties primarily results from the synthetic difficulty of generating linear polyrotaxanes or polycatenanes at large-scale. Recently, strategies have emerged to either scale or control the number of macrocycles on a polymer backbone.^{24–30} These recent synthetic breakthroughs inspire our renewed interest in understanding how the incorporation of mechanical bonds influences the properties of linear poly[*n*]rotaxanes. Here, we synthesize a linear pseudorotaxane diene that we then randomly copolymerize with 1,9-decadiene by acyclic diene metathesis (ADMET). By varying the molar ratio of the monomeric precursors, we systematically vary the density of mechanical bonds and probe their impact on linear polyrotaxane material properties. Finally, thermal characterization revealed threading-dependent thermal stability and melting enthalpies.

George & Josephine Butler Polymer Research Laboratory, Department of Chemistry, Center for Macromolecular Science & Engineering, University of Florida, Gainesville, FL 32611, USA. E-mail: AustinEvans@ufl.edu

† Electronic supplementary information (ESI) available. See DOI: <https://doi.org/10.1039/d4py01006j>



Austin M. Evans

Austin Evans was born and raised in Oklahoma. Austin completed his Ph.D. in Chemistry (2022) at Northwestern University as an NSF Graduate Research Fellow. Austin was a postdoctoral Schmidt Science Fellow studies at Columbia University working with Professors Latha Venkataraman and Colin Nuckolls. Austin is currently an assistant professor at the University of Florida, where he is a member of the

Butler Polymer Laboratory. His research focuses on the precise structural control of macromolecular materials. In his free time, Austin enjoys competing in triathlons.

Results and discussion

Pseudorotaxane diene synthesis

Secondary dialkylammonium salts complex dibenzo-24-crown-8 (DB24C8) macrocycles strongly (K_a of $27\,000\text{ M}^{-1}$ in CDCl_3) to form threaded pseudorotaxanes.^{31–33} This understanding inspired us to prepare copolymers of a pseudorotaxane diene and a linear alkyl diene to study the effect of macrocyclic threading on thermomechanical properties. We began our investigation by preparing a pseudorotaxane monomer in a 3-step sequence at large-scale (3 g, Fig. 1).³⁰ Briefly, we alkylated *t*-Bu-carbamate with 6-bromo-1-hexene to yield the boc-protected amino diene. Subsequent deprotection and ion exchange yielded an ammonium-containing diene with a hexafluorophosphate counterion. Finally, treatment of this salt with DB24C8 furnished the desired pseudorotaxane diene monomer, as confirmed by ^1H NMR spectroscopy (Fig. S7†). This pseudorotaxane diene was then isolated and polymerized without further purification.

Linear polypseudorotaxanes by ADMET polymerization

We prepared variably threaded polypseudorotaxanes (PRs) by copolymerizing the pseudorotaxane diene with 1,9-decadiene

via ADMET polymerization (Table 1). In this case, the central axle is the resultant polyalkeneamer. We define our materials as PR-*n*, where *n* represents the molar fraction of the pseudorotaxane monomer used to produce these polypseudorotaxanes. We used acyclic diene metathesis (ADMET) polymerization with Ru-based catalysts to prepare PRs at a moderate scale (>300 mg of total monomer). ADMET polymerizations were performed at 70 °C and under a constant vacuum to remove liberated ethylene gas, which increases the monomer conversion. We began by copolymerizing 96 mol% 1,9-decadiene with 4 mol% of the pseudorotaxane monomer (Table 1, entry 2). Analysis of the isolated material with ^1H NMR spectroscopy revealed a 5 mol% incorporation of the pseudorotaxane monomer by comparing the relative integrations of the macrocycle (3.80, 3.90, 4.16, and 6.90 ppm, Fig. 2) and backbone olefins (5.38 ppm, Fig. 2). Notably, no resonances associated with terminal olefins (4.98 and 5.78 ppm) were observed in the crude post-polymerization NMR spectrum, suggesting near-quantitative monomer conversion (>95%). Additionally, gel permeation chromatography (GPC) with inline differential refractive index (dRI) detection revealed a single monomodal peak consistent with $M_n = 8.2\text{ kg mol}^{-1}$. We further confirmed the incorporation of the pseudorotaxane monomer with Fourier-transform infra-

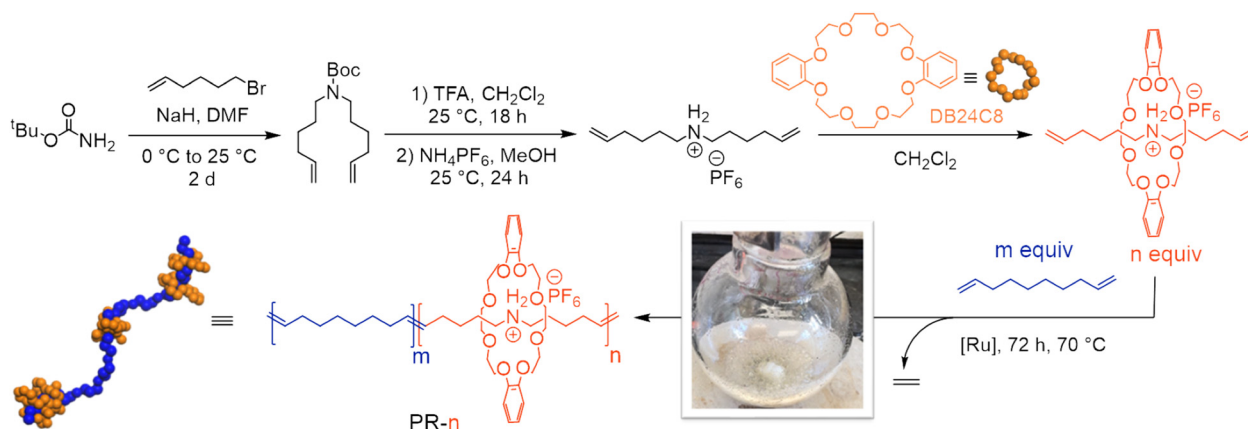


Fig. 1 Synthesis of pseudorotaxane diene (orange) and subsequent copolymerization with 1,9-decadiene (blue) via acyclic diene metathesis polymerization to yield variably threaded polypseudorotaxanes (PR-*n*), where *n* indicates the mole fraction of threaded monomer. The embedded photograph shows ethylene being liberated and removed during polymerization. TFA = trifluoroacetic acid.

Table 1 Polypseudorotaxane (PR) copolymerization results

Entry	Name	Catalyst identity	Theoretical pseudorotaxane incorporation ^a (mol %)	Experimental pseudorotaxane incorporation ^b (mol %)	Molecular weight ^c (kg mol^{-1})
1	PR-00	G1	0	0	8.2
2	PR-04	G1	4	5	8.5
3	PR-10	G2	10	13	21.4
4	PR-20	G2	20	20	10.6
5	PR-30	G2	30	30	28.1
6	PR-40	G2	40	37	30.3

1 mol% of catalyst was used in each case. ^a Amount of pseudorotaxane in reaction feed. ^b Determined by relative integrations of ^1H NMR spectra. ^c Determined by gel permeation chromatography with inline differential refractive index detection in THF. M_n calculated by conventional calibration using polystyrene standards. See ESI for full synthetic procedures and structures of G1 and G2.†

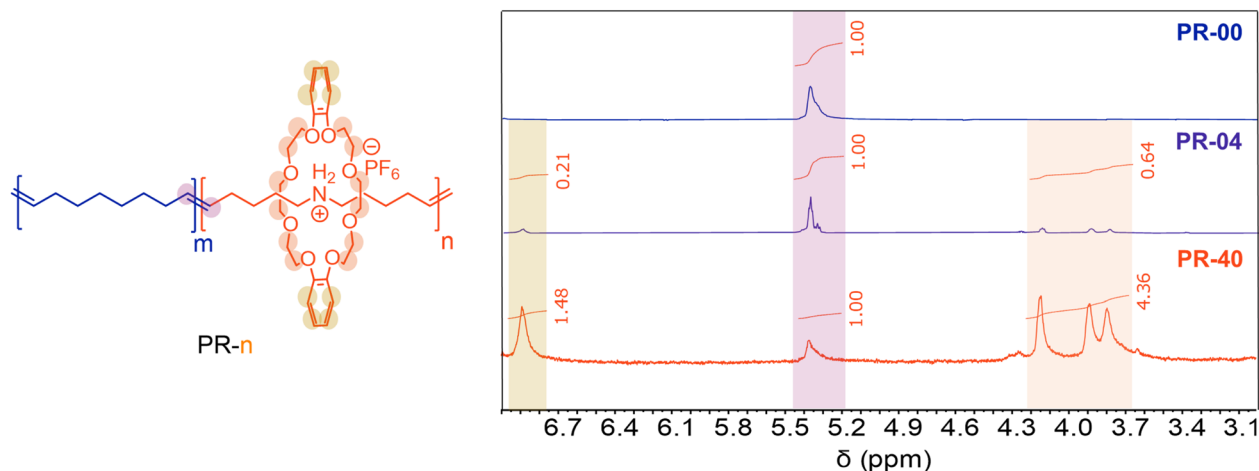


Fig. 2 Peak shading indicates assignment. ^1H NMR spectra of variably threaded copolymers in CDCl_3 .

red (FTIR) spectroscopy. Notably, we observed a signal at $1000\text{--}1500\text{ cm}^{-1}$ in the FTIR spectrum of PR-04 and no signal at the same frequency in PR-00, consistent with incorporating the pseudorotaxane monomer in the linear PR.

Copolymerizing higher molar loadings of the pseudorotaxane monomer led to PRs with systematically higher numbers of mechanical bonds. We found that the resulting materials displayed an increase in pseudorotaxane incorporation (Table 1, entries 3–6) as we increased the molar loading of the pseudorotaxane monomer from 4% to 40%. Using ADMET polymerization under constant vacuum, we incorporated up to 37 mol% of the pseudorotaxane monomer (Table 1, entry 6). GPC dRI chromatograms of each sample lacked significant low MW impurities (Fig. 3A) and the resulting M_n values were consistently $\geq 8.2\text{ kg mol}^{-1}$. These molecular weights are analogous to those achieved in other reported ADMET polymerizations.³⁰ Similar to the PR-04, the other PR systems had increased ^1H NMR intensities (3.80, 3.90, 4.16, and 6.90 ppm) consistent with the increased pseudorotaxane monomer incorporation. Additionally, we found increased FTIR signal intensity (Fig. 3B) associated with aryl C–H stretches (3175 cm^{-1}),

C=C stretches (1592 cm^{-1}), C–O stretches (1252 and 1209 cm^{-1}), N–H stretches (1121 and 1049 cm^{-1}), and aryl C–H out-of-plane bends (831 cm^{-1}) as the molar incorporation of the pseudorotaxane in the material increased. In summary, ADMET polymerization produces variably threaded PRs at sufficient scales ($>300\text{ mg}$) for thermal characterization.

Thermal properties of linear polypseudorotaxanes

Having established polymerization conditions that generate materials with tunable pseudorotaxane content, we turned our attention to thermally characterizing these materials. Thermogravimetric analysis (TGA) reveals that incorporating the pseudorotaxane units decreases the temperature of the primary mass loss event from 400 to $300\text{ }^\circ\text{C}$ (Fig. 4A). This finding is consistent with the presence of the C–O and C–N bonds in the pseudorotaxane components and the TGA profiles of the bare macrocycle and amine-containing diene monomer (Fig. S24†). As the incorporation of pseudorotaxane is increased from 0 to $40\text{ mol}\%$ the magnitude of this lower temperature mass loss event increases, consistent with an increased threading density. Moreover, as more macrocycles

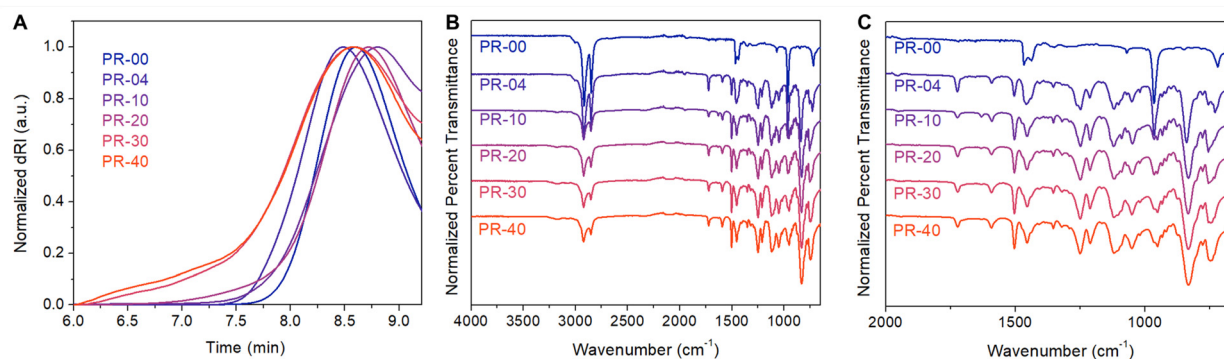


Fig. 3 (A) Gel permeation chromatograms (GPC) of the variably threaded copolymers. GPC was conducted using differential refractive index detection and a tetrahydrofuran mobile phase. (B) Offset Fourier-transform infrared spectra of the variably threaded polypseudorotaxanes and a (C) zoomed in view of this data to more clearly show the low wavenumber region of this data.

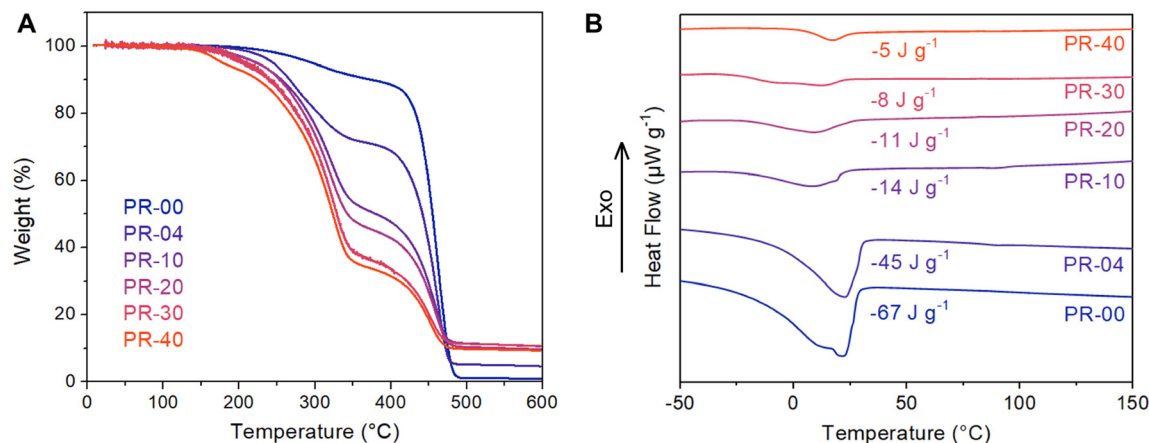


Fig. 4 (A) Thermogravimetric analysis (TGA) of the variably threaded polypseudorotaxanes. TGA was conducted with a heating rate of $10\text{ }^{\circ}\text{C min}^{-1}$ under an N_2 atmosphere. (B) Differential scanning calorimetry (DSC) thermograms of variably threaded copolymers under heating flow with a heating rate of $10\text{ }^{\circ}\text{C min}^{-1}$ under an N_2 atmosphere.

are incorporated along the polymer backbone, the char yield of these materials increases from 0 to 10%. It is conceivable that the variable thermal stabilities of the macrocycle and polymer backbone could be leveraged to create responsive materials that evolve on thermal curing due to selective cleavage of the macrocyclic structure.

Differential scanning calorimetry (DSC) revealed that threading a larger number of macrocycles onto the polymer backbone leads to gradual changes in the melting behavior of the polyoctenamer (Fig. 4B). In the pure polyoctenamer system, we observe a melting transition at approximately $22\text{ }^{\circ}\text{C}$ that is consistent with other reports of polycyclooctene with equimolar backbone *cis*-/*trans*-olefins produced by ring-opening metathesis polymerization.³⁴ The melting enthalpy drops by over an order of magnitude, from 67 to 5 J g^{-1} , as a macrocyclic threading density of 40% is achieved. Notably, we do not observe the melting enthalpy associated with pure DB24C8 or the pseudorotaxane monomer, indicating that the macrocycles and polymer axes are intimately mixed and not phase-separated (Fig. S25–27†). Taken together, these DSC observations indicate that the interchain packing of the bare polyoctenamer is disrupted as macrocycles are threaded onto the backbone. Intriguingly, these findings are counter to previous work by Tonelli and coworkers on a poly(ϵ -caprolactone) cyclodextrin system (CD) that showed increasing crystallinity with increasing macrocyclic threading.³⁵ We note that many interchain interactions (macrocyclic threading, H-bonding, *etc.*) are present in these CD-based systems, complicating understanding of structure–property relationships in these materials.

Conclusions

We have prepared linear polyalkeneamers with predictable and variable degrees of macrocyclic threading. We investigated the thermal characteristics of these materials with TGA and DSC. TGA showed that the materials became less thermally stable as

the percentage of macrocyclic threading increased. It is conceivable that the disparate thermal stabilities of macrocycles and polymer rotors may unlock unique temperature-responsiveness in linear PRs. DSC revealed that threading macrocycles onto polyalkeneamers lowers their melting enthalpy, which we attribute to disrupted interchain interactions in polyrotaxanes. DSC measurements also reveal that the macrocycle and polyalkeneamer do not phase-separate and indicate that mechanical bonding may be one method to compatibilize otherwise immiscible macromolecular functionalities. For example, macrocyclic threading could be used to compatibilize polyethylene and polypropylene waste streams, simplifying current recycling methods. Moreover, mechanical bonding may find value in plasticizing thermoplastics with molecules that would otherwise phase-separate from the thermoplastic host. This would enhance the processability of unique polymer blends enabling access to otherwise inaccessible materials. As methods to prepare mechanically interlocked macromolecules mature, we expect that these areas will be of valuable fundamental investigation.

Data availability

The data supporting this article have been included as part of the ESI.†

Conflicts of interest

The authors have no competing financial interests.

Acknowledgements

This work was supported by funding from the Defense Advanced Research Projects Agency (DARPA) under award number HR00112430352 and the donors of ACS Petroleum Research Fund with a Doctoral New Investigator (DNI) award

(PRF #67035-DNI7). We thank Umicore AG & Co. KG for providing the metathesis catalysts used in this work.

References

- 1 L. F. Hart, J. E. Hertzog, P. M. Rauscher, B. W. Rawe, M. M. Tranquilli and S. J. Rowan, *Nat. Rev. Mater.*, 2021, **6**, 508–530.
- 2 L. Chen, X. Sheng, G. Li and F. Huang, *Chem. Soc. Rev.*, 2022, **51**, 7046–7065.
- 3 J. F. Stoddart, *Angew. Chem., Int. Ed.*, 2017, **56**, 11094–11125.
- 4 J. F. Stoddart and C. J. Bruns, *The Nature of the Mechanical Bond: From Molecules to Machines*, John Wiley & Sons: Hoboken, NJ, 2017.
- 5 R. Brighenti, Y. Li and F. J. Vernerey, *Front. Mater.*, 2020, **7**, 176.
- 6 L. Fang, M. A. Olson, D. Benitez, E. Tkatchouk, W. A. Goddard 3rd and J. F. Stoddart, *Chem. Soc. Rev.*, 2010, **39**, 17–29.
- 7 S. Mena-Hernando and E. M. Perez, *Chem. Soc. Rev.*, 2019, **48**, 5016–5032.
- 8 N. H. Perez and J. E. M. Lewis, *Org. Biomol. Chem.*, 2020, **18**, 6757–6780.
- 9 Y. Gu, J. Zhao and J. A. Johnson, *Angew. Chem., Int. Ed.*, 2020, **59**, 5022–5049.
- 10 Y. Okumura and K. Ito, *Adv. Mater.*, 2001, **13**, 485–487.
- 11 K. Ito, *Polym. J.*, 2007, **39**, 489–499.
- 12 K. Kato, Y. Ikeda and K. Ito, *ACS Macro Lett.*, 2019, **8**, 700–704.
- 13 S. Choi, T.-W. Kwon, A. Coskun and J. W. Choi, *Science*, 2017, **357**, 279–283.
- 14 D. J. Yoo, A. Elabd, S. Choi, Y. Cho, J. Kim, S. J. Lee, S. H. Choi, T. W. Kwon, K. Char, K. J. Kim, A. Coskun and J. W. Choi, *Adv. Mater.*, 2019, **31**, e1901645.
- 15 H. Yang, R. M. Gao, X. D. Zhang, J. Y. Liang, X. H. Meng, Z. Y. Lu, F. F. Cao and H. Ye, *Adv. Mater.*, 2022, **34**, e2204835.
- 16 Y. Cai, C. Liu, Z. Yu, W. Ma, Q. Jin, R. Du, B. Qian, X. Jin, H. Wu, Q. Zhang and X. Jia, *Adv. Sci.*, 2023, **10**, e2205590.
- 17 T. Hirotsu, T. Higashi, K. Motoyama and H. Arima, *Carbohydr. Polym.*, 2017, **164**, 42–48.
- 18 Z. Liu, G. A. Simchick, J. Qiao, M. M. Ashcraft, S. Cui, T. Nagy, Q. Zhao and M. P. Xiong, *ACS Nano*, 2021, **15**, 419–433.
- 19 G. Yu, Z. Yang, X. Fu, B. C. Yung, J. Yang, Z. Mao, L. Shao, B. Hua, Y. Liu, F. Zhang, Q. Fan, S. Wang, O. Jacobson, A. Jin, C. Gao, X. Tang, F. Huang and X. Chen, *Nat. Commun.*, 2018, **9**, 766.
- 20 T. K. Paira, S. Banerjee and T. K. Mandal, *J. Polym. Sci., Part A: Polym. Chem.*, 2012, **50**, 2130–2141.
- 21 M. Nakahata, S. Mori, Y. Takashima, H. Yamaguchi and A. Harada, *Chem*, 2016, **1**, 766–775.
- 22 S. Choi, B. Kim, S. Park, J. H. Seo and S. K. Ahn, *ACS Appl. Mater. Interfaces*, 2022, **14**, 32486–32496.
- 23 Y. Wang, R. Shu and X. Zhang, *Angew. Chem., Int. Ed.*, 2023, **62**, e202303446.
- 24 Q. Wu, P. M. Rauscher, X. Lang, R. J. Wojtecki, M. J. A. H. Juan, J. de Pablo and S. J. Rowan, *Science*, 2017, **358**, 1434–1439.
- 25 N. D. Colley, M. A. Nosiglia, S. L. Tran, G. H. Harlan, C. Chang, R. Li, A. O. Delawder, Y. Zhang and J. C. Barnes, *ACS Cent. Sci.*, 2022, **8**, 1672–1682.
- 26 G. H. Harlan, S. L. Tran, N. D. Colley, M. A. Nosiglia, Y. Zhang and J. C. Barnes, *Cell Rep. Phys. Sci.*, 2024, **5**, 101767.
- 27 H. Han, J. S. W. Seale, L. Feng, Y. Qiu and J. F. Stoddart, *J. Polym. Sci.*, 2023, **61**, 881–902.
- 28 J. S. W. Seale, B. Song, Y. Qiu and J. F. Stoddart, *J. Am. Chem. Soc.*, 2022, **144**, 16898–16904.
- 29 M. E. Belowich, C. Valente, R. A. Smaldone, D. C. Friedman, J. Thiel, L. Cronin and J. F. Stoddart, *J. Am. Chem. Soc.*, 2012, **134**, 5243–5261.
- 30 N. Momcilovic, P. G. Clark, A. J. Boydston and R. H. Grubbs, *J. Am. Chem. Soc.*, 2011, **133**, 19087–19089.
- 31 P. R. Ashton, E. J. T. Chrystal, P. T. Glink, S. Menzer, C. Schiavo, N. Spencer, J. F. Stoddart, P. A. Tasker, A. J. P. White and D. J. Williams, *Chem. – Eur. J.*, 1996, **2**, 709–728.
- 32 M. Xue, Y. Yang, X. Chi, X. Yan and F. Huang, *Chem. Rev.*, 2015, **115**, 7398–7501.
- 33 S. D. P. Fielden, D. A. Leigh, C. T. McTernan, B. Perez-Saavedra and I. J. Vitorica-Yrezabal, *J. Am. Chem. Soc.*, 2018, **140**, 6049–6052.
- 34 R. Walker, R. M. Conrad and R. H. Grubbs, *Macromolecules*, 2009, **42**, 599–605.
- 35 G. Narayanan, Y. Caydamli, H. Tekinalp, I. Matai, R. Boy, C. C. Chung, J. Shen, B. S. Gupta and A. E. Tonelli, *J. Polym. Sci., Part B: Polym. Phys.*, 2018, **56**, 1529–1537.