



Cite this: DOI: 10.1039/d4sc07487d

All publication charges for this article have been paid for by the Royal Society of Chemistry

# Metathesis chemistry of inorganic cumulenes driven by B–O bond formation†

Jianqin Tang,<sup>a</sup> Chenyang Hu,<sup>ab</sup> Agamemnon E. Crumpton,<sup>a</sup> Liam P. Griffin,<sup>a</sup> Jose M. Goicoechea<sup>ib</sup>\*<sup>b</sup> and Simon Aldridge<sup>ib</sup>\*<sup>a</sup>

The reaction chemistry of an unprecedented ‘inorganic cumulene’ – featuring a five-atom BNB NB chain – towards C=O (and related) multiple bonds is disclosed. In marked contrast to related all-carbon systems, the intrinsic polarity of the BNB NB chain (featuring electron-rich nitrogen and electron-deficient boron centres) enables metathesis chemistry with electrophilic heteroallenes such as CO<sub>2</sub> and with organic carbonyl compounds. Transfer of the borylimide unit to [CO], [CS], [PP{(NDippCH<sub>2</sub>)<sub>2</sub>}] and [C(H)Ph] moieties generates (boryl)N=C=X systems (X = O, S, PP{(NDippCH<sub>2</sub>)<sub>2</sub>}, C(H)Ph), driven thermodynamically by B–O bond formation. Pairwise exchange of O and {(HCDippN)<sub>2</sub>BN} fragments occurs *via* consecutive [2+2] cyclo-addition/cyclo-reversion steps. An isolable complex of stoichiometry K[(boryl)NB(O)OC(H)Ph], formed *via* [2+2] cycloaddition to [(boryl)N=B=O]<sup>−</sup> can be shown to be an intermediate in the formation of (boryl)N=C(H)Ph, and provides corroborating evidence for a DFT-calculated mechanism proceeding *via* a ‘bora-Wittig’ mechanism.

Received 5th November 2024  
Accepted 16th December 2024

DOI: 10.1039/d4sc07487d

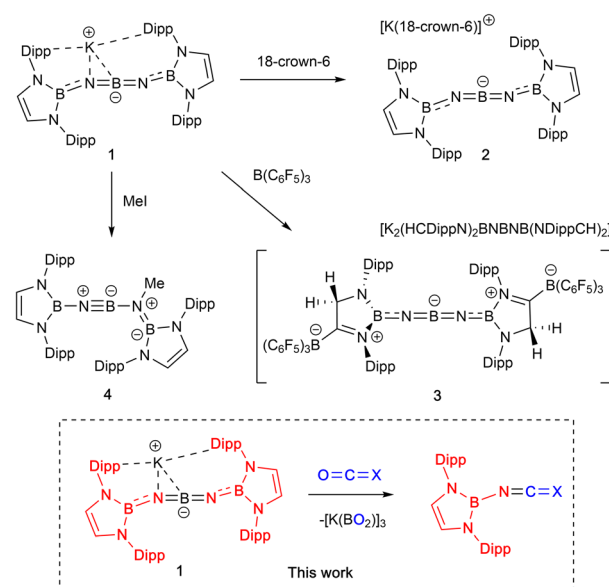
rsc.li/chemical-science

## Introduction

Metathesis constitutes a powerful and widely used methodology in synthetic chemistry, with applications spanning organometallics, pharmaceuticals, fine chemicals and materials science.<sup>1</sup> While metathesis reactions utilising C=C bonds predominate, the possibility of exploiting C=O bonds in a similar fashion offers a strategy, for example, for the transformation of CO<sub>2</sub> into useful chemical products.<sup>2</sup> The use of oxophilic early transition metal complexes to accomplish C=O to C=NR transformations has been extensively reported,<sup>3,4</sup> and similar chemistry using main group metal/metalloid derivatives has begun to be explored, driven, for example, by the formation of strong Al–O or Si–O bonds.<sup>5,6</sup> Given the similar thermodynamic driver associated with B–O bond formation (559 kJ mol<sup>−1</sup>, *cf.* 595 kJ mol<sup>−1</sup> for Al–O),<sup>7</sup> we wondered whether boron-based non-metal systems could be employed to transform C=O into C=N bonds.<sup>8,9</sup>

We have recently developed high-yielding synthetic routes to ‘inorganic cumulenes’ (Scheme 1).<sup>10,11</sup> These five-atom BNB NB chains analogous to [4]cumulenes can possess either linear or bent structures (*i.e.* 1/2 or 3) depending on the nature

of the groups attached to the boron termini. Chemical modification of diamido-terminated 1/2 to generate a linear system best described by a B=N=B=N=B resonance structure involves assimilation of the strong Lewis acid B(C<sub>6</sub>F<sub>5</sub>)<sub>3</sub> to enhance the π-acidity of the end groups and conjugate the N-lone pairs. In addition, preliminary studies of the reactivity of K[(HCDippN)<sub>2</sub>BNB NB(NDippCH)] (1) verify experimentally the intrinsic polarity within the BNB NB chain. The reaction of 1



Scheme 1 Preliminary studies of ‘inorganic cumulene’ 1.<sup>10</sup>

<sup>a</sup>Inorganic Chemistry Laboratory, Department of Chemistry, University of Oxford, South Parks Road, Oxford, OX1 3QR, UK. E-mail: simon.aldridge@chem.ox.ac.uk

<sup>b</sup>Department of Chemistry, Indiana University, 800 E. Kirkwood Ave, Bloomington, IN 47405, USA. E-mail: jgoicoec@iu.edu

† Electronic supplementary information (ESI) available: Synthetic and characterising data for all compounds, representative <sup>1</sup>H NMR spectra, and details of crystallographic and computational studies are included in the supporting information. CCDC 2377740–2377745. For ESI and crystallographic data in CIF or other electronic format see DOI: <https://doi.org/10.1039/d4sc07487d>

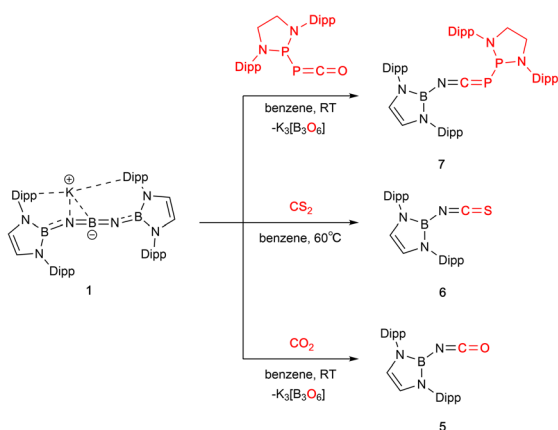


with methyl iodide, for example, proceeds *via* nucleophilic attack by nitrogen to generate an iminoborane (**4**), featuring a formal BN triple bond.

The central NBN core of **1** can also be viewed as being a diimidoboryl anion isoelectronic with CO<sub>2</sub> itself, which prompted us to probe whether it might be capable of metathesis chemistry with O-containing heteroallenes, leading to exchange of borylimide/O atom fragments, driven thermodynamically by the formation of BO bond(s). We perceived that the previously demonstrated N-centred nucleophilicity of **1** might enable facile reactivity with substrates (such as CO<sub>2</sub> itself) which react primarily as electrophiles.<sup>10</sup>

## Results and discussion

The reactions of **1** with CO<sub>2</sub>, CS<sub>2</sub> or the phosphaphosphinidene carbonyl {(H<sub>2</sub>CDippN)<sub>2</sub>}PPCO proceed *via* O/N(boryl) metathesis, leading to the formation of the iminoboryl compounds (boryl)NCE (E = O (**5**), S (**6**) and PP{(NDippCH<sub>2</sub>)<sub>2</sub>} (**7**); Scheme 2). **5** is a known compound, having recently been reported by Yuvaraj and Jones to be formed by N(boryl) transfer to CO<sub>2</sub> from a boryl-substituted silaimine at 80 °C (in *ca.* 40% yield).<sup>5c</sup> In the chemistry reported here, **5** is formed in excellent yield (*ca.* 90%, based on the availability of two N(boryl) units per molecule of **1**), while the heavier C=E bonds in **6** (E = S) and **7** (E = P) are constructed in more modest yields (*ca.* 50% in each case). Both **6** and **7** are novel compounds, and each has been characterized by standard spectroscopic/analytical techniques and by X-ray crystallography (Fig. 2). The <sup>11</sup>B NMR resonances determined for **6** and **7** ( $\delta_B = 16.1$  and 16.0 ppm) are similar to that measured for **5** ( $\delta_B = 17.9$  ppm), while the <sup>31</sup>P signals measured for **7** ( $\delta_P = -183.3$  ppm,  $PP=C$ ; 165.6 ppm,  $PP=C$ ;  $^1J_{P,P} = 298.0$  Hz) are shifted from those reported for the precursor {(H<sub>2</sub>CDippN)<sub>2</sub>}PPCO ( $\delta_P = -245.6$ , 167.9 ppm;  $^1J_{P,P} = 252.1$  Hz)<sup>12</sup> to an extent that is markedly greater for the exocyclic phosphorus atom. Structurally, **5**–**7** are also similar, (Fig. 1) featuring comparable N=C distances (1.170(2), 1.179(7) and 1.184(3) Å), and a B–N–C angle which is marginally wider in the case of **7** (162.8(2)° vs. 159.4(1) and 156.8(4)° for **5** and **6**, respectively).<sup>5c</sup>

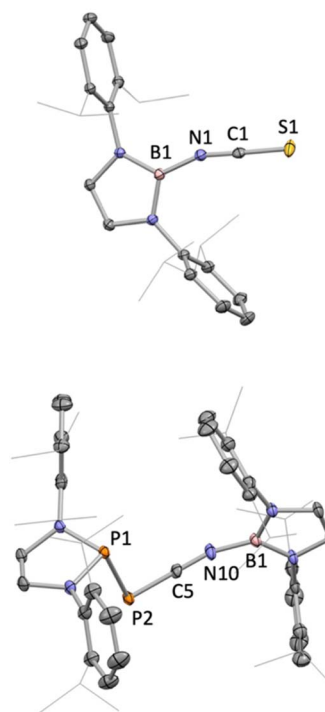


**Scheme 2** Metathesis reactions of compound **1** with CO<sub>2</sub>, CS<sub>2</sub> and {(H<sub>2</sub>CDippN)<sub>2</sub>}PPCO.

The identity of the co-product derived from the central boron atom is difficult to establish unequivocally, although the formation of a white precipitate suggests that (in the cases of **5** and **7** at least) it is possibly the well-known cyclic metaborate K<sub>3</sub>[B<sub>3</sub>O<sub>6</sub>] (*i.e.* the trimeric aggregate of K[BO<sub>2</sub>]), consistent with its insolubility in organic solvents.<sup>13</sup>

With a view to exploring further both the scope and mechanism of this metathesis chemistry, we investigated the reactivity of **1** with organic carbonyl compounds. Ketones featuring enolizable hydrogen atoms, however, react with **1** in a different manner, reflecting the basic nature of the N centres, leading to  $\alpha$ -deprotonation and assimilation of the corresponding enolate fragment at the central boron atom. Thus, the reaction of **1** with (excess) acetophenone leads to protonation of both nitrogen atoms, and the formation of a B-bound OC(Ph)CH<sub>2</sub> moiety (Scheme 3 and Fig. 2).

Non-enolizable carbonyls such as benzaldehyde, PhCHO, on the other hand, react *via* C=O bond cleavage in a manner similar to CO<sub>2</sub> and {(H<sub>2</sub>CDippN)<sub>2</sub>}PPCO, and (in addition) allow further mechanistic details to be uncovered. Addition of excess benzaldehyde to a solution of **1** in benzene, leads to the clean formation (over a period of *ca.* 12 h at room temperature) of the borylimine, *trans*-(boryl)NC(H)Ph (**10**), which has been characterized structurally by X-ray crystallography (Fig. 3), and by



**Fig. 1** Molecular structures of **6** (upper) and one of the two independent molecules in the asymmetric unit of **7** (lower) in the solid state as determined by X-ray crystallography. Second disorder component and all hydrogen atoms omitted, and <sup>i</sup>Pr groups shown in wireframe format for clarity; thermal ellipsoids shown at the 35% probability level. Key bond lengths (Å) and angles (°): (for **6**) B1–N1 1.447(1), N1–C1 1.179(7), C1–S1 1.584(7), B1–N1–C1 156.8(4), N1–C1–S1 175.3(6); (for **7**) B1–N10 1.430(3), N10–C5 1.184(3), C5–P2 1.668(2), P2–P1 2.299(1), B1–N10–C5 162.8(2), N10–C5–P2 178.7(2), C5–P2–P1 88.7(1).



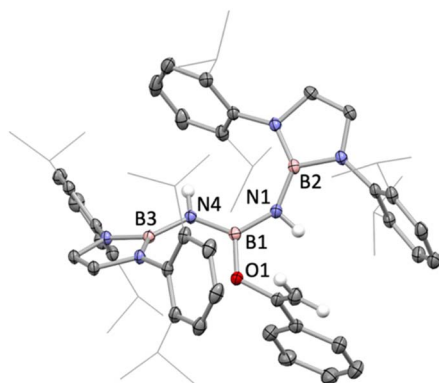


Fig. 2 Molecular structure of **8** in the solid state as determined by X-ray crystallography. Most hydrogen atoms omitted and <sup>i</sup>Pr groups shown in wireframe format for clarity; thermal ellipsoids shown at the 35% probability level. Key bond lengths (Å): B2–N1 1.438(2), N1–B1 1.426(2), B1–N4 1.420(1), N4–B3 1.451(1), B1–O1 1.398(1).

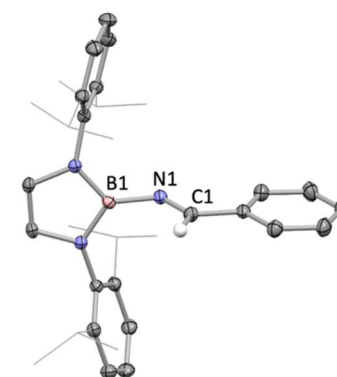
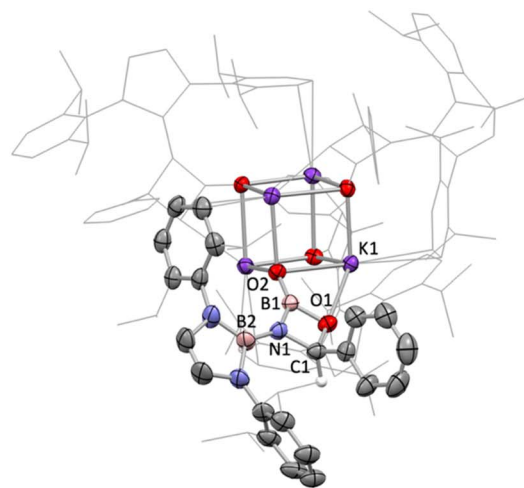
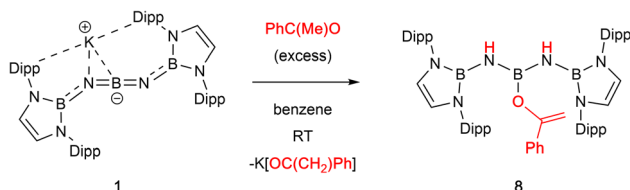


Fig. 3 Molecular structures of compounds **9** (upper) and **10** (lower) in the solid state as determined by X-ray crystallography. Thermal ellipsoids are drawn at 50% probability level. Most H atoms are omitted for clarity. Key bond lengths (Å) and angles (°): (for **6**) B2–N1 1.423(5), N1–C1 1.470(5), C1–O1 1.441(4), O1–B1 1.453(4), B1–N1 1.478(5), B1–O2 1.283(4); (for **7**) B1–N1 1.448(3), N1–C1 1.254(3), B1–N1–C1 126.1(2), N1–C1–C2 123.5(2).

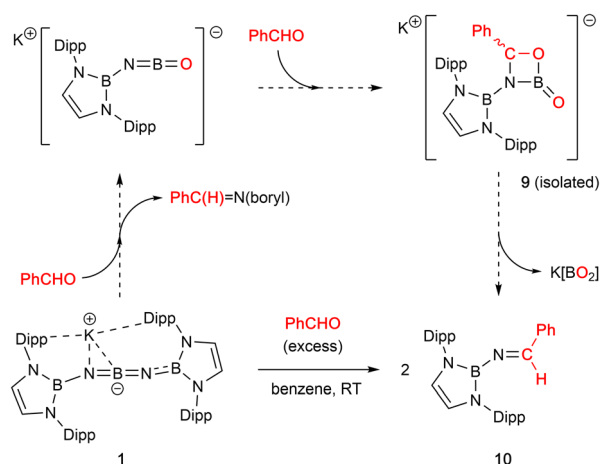


Scheme 3 Reaction of **1** with acetophenone to generate boron enolate **8**.

standard spectroscopic/analytical methods. If the reaction is monitored *in situ* by <sup>1</sup>H NMR spectroscopy in benzene-*d*<sub>6</sub> solution, an intermediate species can be identified after 30 min (Fig. S10†), which is characterised by Dipp methine resonances at 3.61/3.89 ppm (each 2H), a boryl backbone signal (also 2H) at 6.05 ppm and a singlet (1H) at 5.28 ppm (*cf.* δ<sub>H</sub> = 8.65 ppm for the imine proton of the final product **10**). If volatiles are removed *in vacuo* after 1 h, and the reaction mixture recrystallized from pentane, a mixture of crystals is obtained, which includes not only **10**, but also an intermediate K[(boryl)NB(O)OC(H)Ph], **9**, which precedes the formation of the final imine product *via* elimination of the K[BO<sub>2</sub>] fragment (Scheme 4 and Fig. 3).

Analysis of crystalline **9** by X-ray diffraction reveals that the solid material contains a tetrameric potassium salt (based on a cubic K<sub>4</sub>O<sub>4</sub> core), and an organic fragment featuring a four-membered CBNO ring. [2+2] cyclo-reversion *via* CO and BN bond cleavage then offers a route for the onward conversion of this species to borylimine **10**.

Structurally, the organic component of **9** can be viewed as being derived from cycloaddition of the C=O double bond of benzaldehyde across the N=B double bond of an intermediate species of the type [(boryl)N=B=O]<sup>−</sup>. Geometrically, the bond length associated with the B–O linkage within the four-membered ring (1.453(4) Å) is consistent with a single bond; the associated O atom participates in a weak contact with a single K<sup>+</sup> counterion, *d*(K<sup>+</sup>⋯O) = 2.710(3) Å. By contrast, the exocyclic



Scheme 4 Cycloaddition reactivity of **1** with benzaldehyde, PhCHO, leading to the formation of borylimine **10**.

B–O bond is much shorter (1.283(4) Å), consistent with appreciable π-bonding character,<sup>14</sup> and the associated O atom bridges three K<sup>+</sup> cations (*d*(K<sup>+</sup>⋯O) = 2.596(2), 2.604(2), 2.778(2) Å).



These structural and reactivity data suggest that **1** acts as a transfer agent for the [(boryl)N] group *via* a Wittig-type reaction involving [2+2] cyclo-addition/cyclo-reversion steps. To further probe the mechanism of the reaction with benzaldehyde, we examined the potential energy surface by density functional theory calculations (M06-2X/Def2-SVP//Def2-TZVP). The overall process involves two [2+2] cyclo-addition/reversion steps, each involving one of the B=N bonds associated with the central boron atom of **1** (Fig. 4). The overall process is exergonic (by  $-20.5$  kcal mol $^{-1}$ ), and successive steps occur *via* transition states which are *ca.* 25–30 kcal mol $^{-1}$  above the preceding intermediate. The first step in the reaction pathway is thought to be rate-determining, and involves [2+2] cyclo-addition of the C=O bond of PhCHO across one B=N unit of the anionic component of **1** to give **IN1**, which features an COBN four-membered ring bearing a pendant iminoboryl function. This step resembles the [2+2] cyclo-addition reported by Jones in the room temperature reaction of CO $_2$  with the Si=N bond of a silamine.<sup>5c</sup> In the case of **1** it is only slightly exergonic ( $-0.7$  kcal mol $^{-1}$ ) and occurs *via* a barrier of  $+29.7$  kcal mol $^{-1}$ .

Subsequent cyclo-reversion to release a first equivalent of *trans*-(boryl)NC(H)Ph, and generate **IN2**, [(boryl)N=B=O] $^-$ , involves traversing a slightly lower activation barrier of 25.1 kcal mol $^{-1}$ , and provides an extra 8.4 kcal mol $^{-1}$  of thermodynamic stabilization. The uptake of a second equivalent of PhCHO occurs *via* a similar transition state to first generate a third intermediate **IN3**, akin to the structurally characterized system **9**. [2+2] cyclo-reversion then yields the observed second equivalent of *trans*-(boryl)NC(H)Ph. The last two steps incur

activation barriers of 23.5 and 25.7 kcal mol $^{-1}$ , respectively, and lead to a process which (overall) is exergonic to the tune of  $-20.5$  kcal mol $^{-1}$ .<sup>15</sup> We postulate, given the relatively low transition state barriers calculated beyond **IN1**, that the crystallization of compound **9** from solution relates to the crystallinity/insolubility of the tetrameric potassium salt, rather than to the intrinsic reaction barrier associated with its onward conversion to the final product (which is relatively low).

Finally, we set out to probe experimentally whether the differing geometric and electronic structures of bent BNB NB anion **1** and its linear counterpart **3** might lead to differences in reactivity towards electrophilic substrates. Surprisingly, however, the reaction of **3** with MeI can be shown to generate the same iminoborane product (HCDippN) $_2$ BNBN(Me)B(NDippCH) $_2$  (**4**) as is formed in the reactions of **1/2** under comparable conditions (Scheme 1). The accompanying release of B(C $_6$ F $_5$ ) $_3$  can be confirmed by *in situ*  $^{11}$ B and  $^{19}$ F NMR measurements (Fig. S13 and S14 $^\dagger$ ). In similar fashion, the uptake of CO $_2$  by **3** also yields boryl-isocyanate **5** in essentially quantitative conversion (Fig. S15 $^\dagger$ ). These observations imply that the assimilation of the borane by the diazaborolyl heterocycle of **1/2** is chemically reversible – at least under these reactivity conditions.

## Experimental

Included here are synthetic and characterising data for compounds **6**, **7**, **8** and **10**. Data for all compounds, representative  $^1$ H NMR spectra, and details of crystallographic and computational studies are included in the ESI. $^\dagger$

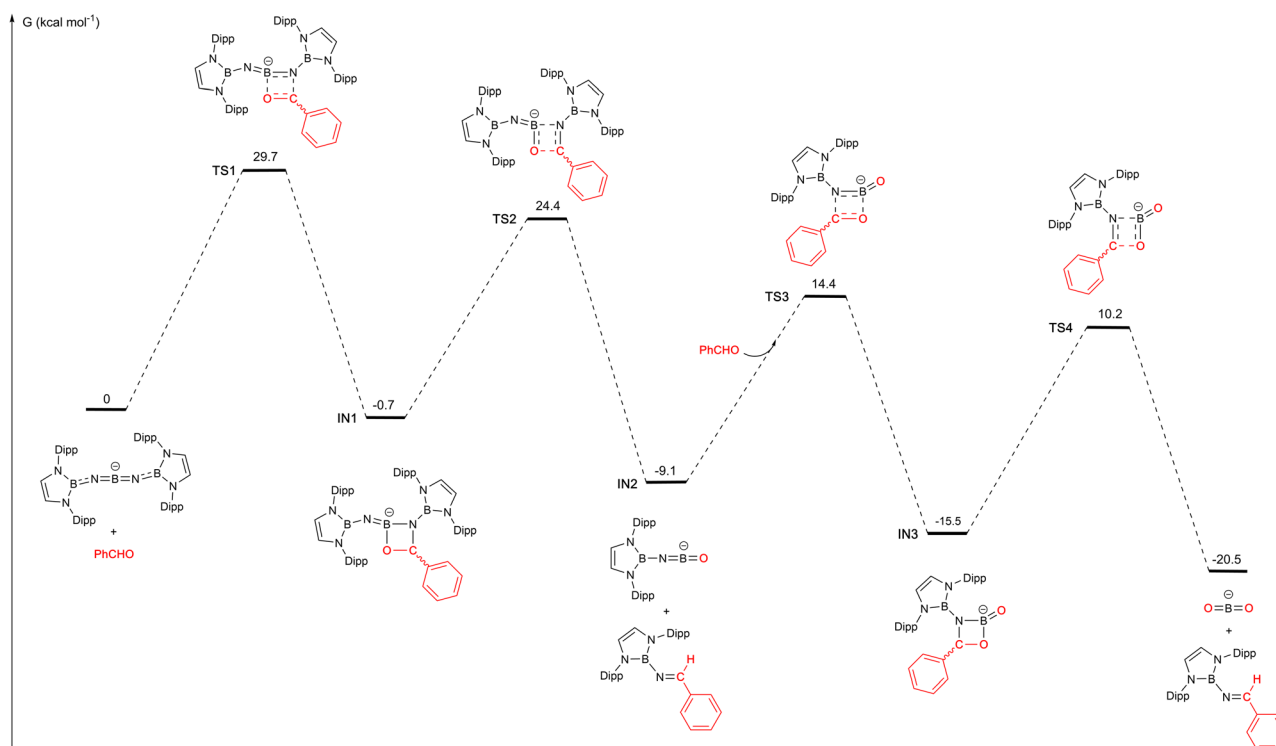


Fig. 4 DFT calculated mechanism for the reaction of PhCHO with the anionic component of **1** (calculated at the M06-2X/Def2-SVP//Def2-TZVP level of theory with solvation modelled with smd, benzene; K $^+$  counterions omitted for simplicity).<sup>15</sup>



(HCDippN)<sub>2</sub>BNCS, **6**. To a solution of **1** (100 mg 0.117 mmol) in benzene (10 mL) was added a drop of CS<sub>2</sub> (ca. 0.02 mL, excess). The solution was heated at 60 °C overnight with a colour change from orange to red. Volatiles were removed *in vacuo* and the residue extracted with pentane (10 mL). The resulting solution was concentrated to ca. 2 mL and colourless crystals of **6** were obtained upon standing at room temperature which were suitable for X-ray crystallography. These were isolated by filtration and washed with cold pentane (2 × 1 mL). Yield: 51.3 mg (52.0%). <sup>1</sup>H NMR (500 MHz, C<sub>6</sub>D<sub>6</sub>, 298 K): δ<sub>H</sub> 1.17 (d, <sup>3</sup>J<sub>H,H</sub> = 6.8 Hz, 12H, CH<sub>3</sub> of Dipp), 1.29 (d, <sup>3</sup>J<sub>H,H</sub> = 6.8 Hz, 12H, CH<sub>3</sub> of Dipp), 3.12 (sept, <sup>3</sup>J<sub>H,H</sub> = 6.8 Hz, 4H, CH(CH<sub>3</sub>)<sub>2</sub> of Dipp), 5.91 (s, 2H, CH of boryl), 7.13 (m, 4H, *m*-ArH of Dipp), 7.20 (m, 2H, *p*-ArH of Dipp). <sup>11</sup>B{<sup>1</sup>H} NMR (160 MHz, C<sub>6</sub>D<sub>6</sub>, 298 K): δ<sub>B</sub> 16.1 (boryl). <sup>13</sup>C{<sup>1</sup>H} NMR (126 MHz, C<sub>6</sub>D<sub>6</sub>, 298 K): δ<sub>C</sub> 24.0, 24.5 (CH<sub>3</sub> of Dipp), 28.9 (CH(CH<sub>3</sub>)<sub>2</sub> of Dipp), 118.6 (CH of boryl), 123.9 (*m*-Ar of Dipp), 128.6 (*p*-Ar of Dipp), 136.4 (CN of Dipp), 146.3 (*o*-Ar of Dipp), not observed (N=C=S). Elemental microanalysis: calc. for C<sub>27</sub>H<sub>36</sub>BN<sub>3</sub>S (%): C 72.80, H 8.15, N 9.43; meas. C 72.76, H 8.26, N 9.17.

(HCDippN)<sub>2</sub>BNCPP(NDippCH<sub>2</sub>)<sub>2</sub>, **7**. To a mixture of **1** (80 mg, 0.094 mmol) and (CH<sub>2</sub>DippN)<sub>2</sub>PPCO (69.3 mg, 0.148 mmol) in a 25 mL Schlenk flask was added 5 mL benzene. The resulting solution was stirred for 12 h with a colour change to dark green. Volatiles were removed *in vacuo* and the residue extracted with pentane (3 mL). The resulting solution was concentrated to ca. 1 mL and colourless crystals of **7** were obtained upon standing at room temperature which were suitable for X-ray crystallography. These were isolated by filtration and washed with cold pentane (2 × 1 mL). Yield: 88.6 mg (55.2%). <sup>1</sup>H NMR (500 MHz, C<sub>6</sub>D<sub>6</sub>, 298 K): δ<sub>H</sub> 1.05 (d, <sup>3</sup>J<sub>H,H</sub> = 7.0 Hz, 12H, CH<sub>3</sub> of (boryl)Dipp), 1.13 (d, <sup>3</sup>J<sub>H,H</sub> = 7.0 Hz, 12H, CH<sub>3</sub> of (boryl)Dipp), 1.19, 1.25, (d, <sup>3</sup>J<sub>H,H</sub> = 6.6 Hz, 12H, CH<sub>3</sub> of (phosphanyl)Dipp), 1.31 (dd, <sup>3</sup>J<sub>H,H</sub> = 6.6 Hz, 12H, CH<sub>3</sub> of (phosphanyl)Dipp), 3.03 (sept, <sup>3</sup>J<sub>H,H</sub> = 7.0 Hz, 4H, CH(CH<sub>3</sub>)<sub>2</sub> of (boryl)Dipp), 3.11, 3.58 (m, 4H, CH<sub>2</sub> of phosphanyl), 3.48, 3.76 (m, 4H, CH(CH<sub>3</sub>)<sub>2</sub> of (phosphanyl)Dipp), 5.86 (s, 2H, CH of boryl), 7.04 (m, 4H, *m*-ArH of (boryl)Dipp), 7.10 (m, 6H, ArH of (phosphanyl)Dipp), 7.18 (m, 2H, *p*-ArH of (boryl)Dipp). <sup>11</sup>B{<sup>1</sup>H} NMR (160 MHz, C<sub>6</sub>D<sub>6</sub>, 298 K): δ<sub>B</sub> 16.0 (boryl). <sup>31</sup>P NMR (162 MHz, C<sub>6</sub>D<sub>6</sub>, 298 K): δ<sub>P</sub> -183.3 (d, PP=C, <sup>1</sup>J<sub>P,P</sub> = 298.0 Hz), 165.6 (d, PP=C, <sup>1</sup>J<sub>P,P</sub> = 298.0 Hz). <sup>13</sup>C{<sup>1</sup>H} NMR (126 MHz, C<sub>6</sub>D<sub>6</sub>, 298 K): δ<sub>C</sub> 23.9, 24.4 (CH<sub>3</sub> of Dipp), 24.7, 25.2, 25.9 (d, CH<sub>3</sub> of (phosphanyl)Dipp), 28.8 (CH(CH<sub>3</sub>)<sub>2</sub> of (boryl)Dipp), 28.9, 29.5 (d, CH(CH<sub>3</sub>)<sub>2</sub> of (phosphanyl)Dipp), 54.9 (d, CH<sub>2</sub> of phosphanyl), 118.5 (CH of boryl), 123.6 (*m*-Ar of (boryl)Dipp), 123.9 (*m*-Ar of (phosphanyl)Dipp), 124.9 (*p*-Ar of (phosphanyl)Dipp), 127.5 (*o*-Ar of (boryl)Dipp), 136.8 (CN of (boryl)Dipp), 137.8 (d, CN of (phosphanyl)Dipp), 146.2 (*o*-Ar of (boryl)Dipp), 148.7, 150.4 (*o*-Ar of (phosphanyl)Dipp), not observed (N=C=P).

{[(HCDippN)<sub>2</sub>BNH<sub>2</sub>]<sub>2</sub>E}OC(CH<sub>2</sub>)Ph, **8**. **1** (15 mg 0.018 mmol) was dissolved in benzene (4 mL) and a drop of acetophenone (0.01 mL, excess) added. The reaction mixture was stirred for 1 h with an accompanying colour change to light yellow. Volatiles were removed *in vacuo* and the residue extracted with pentane (3 mL). The resulting solution was concentrated to ca. 0.5 mL and yellow crystals of **8** were obtained upon standing at room

temperature which were suitable for X-ray crystallography. These were isolated by filtration and washed with cold pentane (2 × 1 mL). Yield: 7.8 mg (47.0%). <sup>1</sup>H NMR (500 MHz, C<sub>6</sub>D<sub>6</sub>, 298 K): δ<sub>H</sub> 1.16 (d, <sup>3</sup>J<sub>H,H</sub> = 6.6 Hz, 24H, CH<sub>3</sub> of Dipp), 1.18 (d, <sup>3</sup>J<sub>H,H</sub> = 6.6 Hz, 24H, CH<sub>3</sub> of Dipp), 2.56 (br, 2H, NH), 3.12, 4.43 (s, each 1H, C=CH<sub>2</sub>), 3.28 (sept, <sup>3</sup>J<sub>H,H</sub> = 6.8 Hz, 8H, CH(CH<sub>3</sub>)<sub>2</sub> of Dipp), 5.97 (s, 2H, CH of boryl), 7.07 (m, 17H, ArH of Dipp). <sup>11</sup>B{<sup>1</sup>H} NMR (160 MHz, C<sub>6</sub>D<sub>6</sub>, 298 K): δ<sub>B</sub> 22.4 (boryl). <sup>13</sup>C{<sup>1</sup>H} NMR (126 MHz, C<sub>6</sub>D<sub>6</sub>, 298 K): δ<sub>C</sub> 23.8, 25.5 (CH<sub>3</sub> of Dipp), 28.8 (CH(CH<sub>3</sub>)<sub>2</sub> of Dipp), 97.7 (C=CH<sub>2</sub>), 118.6 (CH of boryl), 124.2 (*m*-Ar of Dipp), 125.3, 128.8, 136.7 (Ph), 127.4 (*p*-Ar of Dipp), 139.6 (CN of Dipp), 146.3 (*o*-Ar of Dipp), 154.4 (C=CH<sub>2</sub>). Elemental microanalysis: calc. for C<sub>60</sub>H<sub>81</sub>B<sub>3</sub>N<sub>6</sub>O (%): C 77.09 H 8.73 N 8.99; meas. C 76.89 H 8.51 N 9.12.

(HCDippN)<sub>2</sub>BN[k<sup>2</sup>-(C,B)-C(H)PhBO<sub>2</sub>]<sub>2</sub> **9** and (HCDippN)<sub>2</sub>-BNC(H)Ph, **10**. **1** (100 mg 0.117 mmol) was dissolved in benzene (10 mL) and a drop of benzaldehyde (0.02 mL, excess) added. The resulting solution was stirred for 30 min, with an accompanying colour change to yellow. Volatiles were removed *in vacuo*, and the residue extracted with pentane (5 mL). The resulting solution was concentrated to ca. 0.5 mL and a mixture of colourless crystals of **9** (unstable in solvent and briefly visible in NMR) and **10** were obtained which were suitable for X-ray crystallography.

(HCDippN)<sub>2</sub>BNCHPh, **10**. **1** (100 mg 0.117 mmol) was dissolved in benzene (10 mL) and a drop of benzaldehyde (0.02 mL, excess) added. The resulting solution was stirred for 12 h with a colour change to light yellow. Volatiles were removed *in vacuo* and the residue extracted with pentane (5 mL). The resulting solution was concentrated to ca. 2 mL and colourless crystals of **10** were obtained which were suitable for X-ray crystallography. These were isolated by filtration and washed with cold pentane (2 × 1 mL). Yield: 16.6 mg (14.4%). <sup>1</sup>H NMR (500 MHz, C<sub>6</sub>D<sub>6</sub>, 298 K): δ<sub>H</sub> 1.27 (d, <sup>3</sup>J<sub>H,H</sub> = 6.9 Hz, 12H, CH<sub>3</sub> of Dipp), 1.29 (d, <sup>3</sup>J<sub>H,H</sub> = 6.9 Hz, 12H, CH<sub>3</sub> of Dipp), 3.43 (sept, <sup>3</sup>J<sub>H,H</sub> = 6.9 Hz, 4H, CH(CH<sub>3</sub>)<sub>2</sub> of Dipp), 6.19 (s, 2H, CH of boryl), 6.82 (m, *m*-ArH of Ph), 6.89 (m, *p*-ArH of Ph), 7.17 (m, *m*-ArH of Dipp), 7.22 (m, *p*-ArH of Dipp), 7.46 (m, *o*-ArH of Ph), 8.65 (s, PhC(H)=N). <sup>11</sup>B{<sup>1</sup>H} NMR (160 MHz, C<sub>6</sub>D<sub>6</sub>, 298 K): δ<sub>B</sub> 24.6 (boryl). <sup>13</sup>C{<sup>1</sup>H} NMR (126 MHz, C<sub>6</sub>D<sub>6</sub>, 298 K): δ<sub>C</sub> 24.2, 24.4 (CH<sub>3</sub> of Dipp), 28.8 (CH(CH<sub>3</sub>)<sub>2</sub> of Dipp), 119.0 (CH of boryl), 123.7 (*m*-Ar of Dipp), 128.6 (*p*-Ar of Dipp), 128.6 (*o*-Ar of Ph), 128.7 (*m*-Ar of Ph), 131.2 (*p*-Ar of Ph), 138.8 (CN of Dipp), 146.6 (*o*-Ar of Dipp), 167.8 (C=N), overlap by solvent peak (Ph(C)-C=N).

## Conclusions

In conclusion, we report on the reaction chemistry of an unprecedented ‘inorganic cumulene’ – featuring a five-atom BNBNC chain – in particular with respect to species containing C=O (and related) multiple bonds. The intrinsic polarity of the BNBNC chain (featuring electronic-rich nitrogen centres) is demonstrated by metathesis chemistry with electrophilic heteroallenes such as CO<sub>2</sub>, and with organic carbonyl compounds. Metathesis leads to {(HCDippN)<sub>2</sub>}BN transfer chemistry *via* consecutive [2+2] cyclo-addition/cyclo-reversion steps. Transfer of the imide unit to [CO], [CS], [PP{(NDippCH<sub>2</sub>)<sub>2</sub>}] and [C(H)Ph]



moieties generates the (boryl)N=C=X systems (X = O, S, PP {(NDippCH<sub>2</sub>)<sub>2</sub>}, C(H)Ph), *via* processes driven thermodynamically by B–O bond formation. An isolable complex of stoichiometry K[(boryl)NB(O)OC(H)Ph] (9), formed *via* [2+2] cycloaddition of PhCHO to [(boryl)N=B=O]<sup>−</sup> can be shown to be an intermediate in the formation of (boryl)N=C(H)Ph, and provides corroborating evidence for a DFT-calculated mechanism proceeding *via* consecutive bora-Wittig steps.

## Data availability

The data on which this study is based are included in the ESI.†

## Author contributions

JT and CH carried out the syntheses and measured the characterizing data. AEC and LPG measured the single crystal X-ray diffraction data and solved the structures. AEC and JT carried out the quantum chemical calculations. SA and JT wrote the draft manuscript. SA and JMG managed the project.

## Conflicts of interest

There are no conflicts to declare.

## Acknowledgements

We thank the EPSRC Centre for Doctoral Training in Inorganic Chemistry for Future Manufacturing (OxICFM, EP/S023828/1; studentships to LPG and AEC), the Alexander von Humboldt Stiftung (postdoctoral fellowship, MD) and Indiana University (CH and JMG) for financial support.

## Notes and references

- See for example, (a) *Handbook of Metathesis, Volume 1: Catalyst Development and Mechanism*, ed. R. H. Grubbs and A. G. Wenzel, Wiley-VCH, Weinheim, 2nd edn, 2015; (b) *Handbook of Metathesis, Volume 2: Applications In Organic Synthesis*, ed. R. H. Grubbs and D. J. O'Leary, Wiley-VCH, Weinheim, 2nd edn, 2015; (c) *Handbook of Metathesis, Volume 3: Polymer Synthesis*, ed. R. H. Grubbs and E. Khosravi, Wiley-VCH, Weinheim, 2nd edn, 2015.
- See for example, M. Aresta, A. Dibenedetto and E. Quaranta, *Reaction Mechanisms in Carbon Dioxide Conversion*, Springer, Berlin, 2016.
- For transition metal oxide species formed from a *d*-block imide and CO<sub>2</sub>, see for example: (a) A. E. Guiducci, A. R. Cowley, M. E. G. Skinner and P. Mountford, *J. Chem. Soc., Dalton Trans.*, 2001, 1392–1394; (b) S. R. Dubberley, A. Friedrich, D. A. Willman, P. Mountford and U. Radius, *Chem.–Eur. J.*, 2003, **9**, 3634–3654; (c) C. L. Boyd, T. Toupance, B. R. Tyrrell, B. D. Ward, C. R. Wilson, A. R. Cowley and P. Mountford, *Organometallics*, 2005, **24**, 309–330; (d) C. L. Boyd, E. Clot, A. E. Guiducci and P. Mountford, *Organometallics*, 2005, **24**, 2347–2367; (e) S. C. Bart, C. Anthon, F. W. Heinemann, E. Bill, N. M. Edelstein and K. Meyer, *J. Am. Chem. Soc.*, 2008, **130**, 12536–12546; (f) A. E. Guiducci, C. L. Boyd, E. Clot and P. Mountford, *Dalton Trans.*, 2009, 5960–5979; (g) P. J. Tiong, A. Nova, L. R. Groom, A. D. Schwarz, J. D. Selby, A. D. Schofield, E. Clot and P. Mountford, *Organometallics*, 2011, **30**, 1182–1201; (h) A.-C. Schmidt, F. W. Heinemann, L. Maron and K. Meyer, *Inorg. Chem.*, 2014, **53**, 13142–13153; (i) A.-C. Schmidt, F. W. Heinemann, W. W. Lukens and K. Meyer, *J. Am. Chem. Soc.*, 2014, **136**, 11980–11993; (j) A. J. Keane, W. S. Farrell, B. L. Yonke, P. Y. Zavalij and L. R. Sita, *Angew. Chem. Int. Ed.*, 2015, **54**, 10220–10224. See also (k); (k) P.-J. Tiong, A. D. Schofield, J. D. Selby, A. Nova, E. Clot and P. Mountford, *Chem. Commun.*, 2010, **46**, 85–87; (l) J. Chu, E. Lu, Z. Liu, Y. Chen, X. Leng and H. Song, *Angew. Chem., Int. Ed.*, 2011, **50**, 7677–7680; (m) P. J. Tiong, L. R. Groom, E. Clot and P. Mountford, *Chem.–Eur. J.*, 2013, **19**, 4198–4216.
- For isolable transition metal carbamate complexes formed from an imide complex and CO<sub>2</sub>, see for example: (a) D. S. Glueck, F. J. Hollander and R. G. Bergman, *J. Am. Chem. Soc.*, 1989, **111**, 2719–2721; (b) D. S. Glueck, J. Wu, F. J. Hollander and R. G. Bergman, *J. Am. Chem. Soc.*, 1991, **113**, 2041–2054; (c) A. J. Blake, J. M. McInnes, P. Mountford, G. I. Nikonov, D. Swallow and D. J. Watkin, *J. Chem. Soc., Dalton Trans.*, 1999, 379–392; (d) B. D. Ward, E. Clot, S. R. Dubberley, L. H. Gade and P. Mountford, *Chem. Commun.*, 2002, 2618–2619; (e) Z. J. Tonzetich, R. R. Schrock and P. Müller, *Organometallics*, 2006, **25**, 4301–4306; (f) D. J. Mindiola, R. Waterman, V. M. Iluc, T. R. Cundari and G. L. Hillhouse, *Inorg. Chem.*, 2014, **53**, 13227–13238; (g) M. Kinauer, M. Diefenbach, H. Bamberger, S. Demeshko, E. J. Reijerse, C. Volkmann, C. Würtele, J. van Slageren, B. de Bruin, M. C. Holthausen and S. Schneider, *Chem. Sci.*, 2018, **9**, 4325–4332.
- (a) F. M. Mück, J. A. Baus, A. Ulmer, C. Burschka and R. Tacke, *Eur. J. Inorg. Chem.*, 2016, 1660–1670; (b) T. J. Hadlington, T. Szilvási and M. Driess, *Chem. Commun.*, 2018, **54**, 9352–9355; (c) K. Yuvaraj and C. Jones, *Dalton Trans.*, 2019, **48**, 11961–11965.
- (a) M. D. Anker, R. J. Schwamm and M. P. Coles, *Chem. Commun.*, 2020, **56**, 2288–2291; (b) A. Heilmann, P. Vasko, J. Hicks, J. M. Goicoechea and S. Aldridge, *Chem.–Eur. J.*, 2023, **29**, e202300018.
- A. J. Downs and H.-J. Himmel, in *The Chemistry of the Group 13 Metals Aluminium, Gallium, Indium and Thallium: Chemical Patterns and Peculiarities*, ed. S. Aldridge and A. J. Downs, Wiley, Chichester, 2011, pp. 1–74.
- For irreversible CO<sub>2</sub> [2 + 2] cycloaddition at BN multiple bonds, without release of a C=N-bonded product see, for example: (a) L. Xie, J. Zhang, H. Hu and C. Cui, *Organometallics*, 2013, **32**, 6875–6878; (b) F. Dahcheh, D. W. Stephan and G. Bertrand, *Chem.–Eur. J.*, 2015, **21**, 199–204; (c) M. Nitz, B. Borthakur, R. D. Dewhurst, A. Dießenberger, T. Dellermann, M. Schäfer, I. Krummenacher, A. K. Phukan and H. Braunschweig, *Angew. Chem., Int. Ed.*, 2017, **56**, 7975–7979. See also: (d)



- G. A. Pierce, S. Aldridge, C. Jones, T. Gans-Eichler, A. Stasch, N. D. Coombs and D. J. Willock, *Angew. Chem., Int. Ed.*, 2007, **46**, 2043–2046; (e) G. A. Pierce, N. D. Coombs, D. J. Willock, J. K. Day, A. Stasch and S. Aldridge, *Dalton Trans.*, 2007, 4405–4412.
- 9 For metathesis involving B–O bond formation from a M=B unit see, for example: (a) D. L. Kays (née Coombs), J. K. Day, L.-I. Ooi and S. Aldridge, *Angew. Chem., Int. Ed.*, 2005, **44**, 7457–7460; (b) D. L. Kays (née Coombs), A. Rossin, J. K. Day, L.-I. Ooi and S. Aldridge, *Dalton Trans.*, 2006, 399–410; (c) H. Braunschweig, M. Burzler, K. Radacki and F. Seeler, *Angew. Chem., Int. Ed.*, 2007, **46**, 8071–8073; (d) G. A. Pierce, D. Vidovic, D. L. Kays, N. D. Coombs, A. L. Thompson, E. D. Jemmis, S. De and S. Aldridge, *Organometallics*, 2009, **28**, 2947–2960; (e) S. De, G. A. Pierce, D. Vidovic, D. L. Kays, N. D. Coombs, E. D. Jemmis and S. Aldridge, *Organometallics*, 2009, **28**, 2961–2975; (f) J. Bauer, H. Braunschweig, A. Damme, J. O. C. Jimenez-Halla, T. Kramer, K. Radacki, R. Shang, E. Siedler and Q. Ye, *J. Am. Chem. Soc.*, 2013, **135**, 8726–8734.
- 10 J. Tang, C. Hu, A. E. Crumpton, D. Sarkar, L. P. Griffin, J. M. Goicoechea and S. Aldridge, *J. Am. Chem. Soc.*, 2024, **146**, 30778–30783.
- 11 For a recent review of cumulene chemistry see, for example: D. Wendinger and R. R. Tykwinski, *Acc. Chem. Res.*, 2017, **50**, 1468–1479.
- 12 L. Liu, D. A. Ruiz, D. Munz and G. Bertrand, *Chem*, 2016, **1**, 147–153.
- 13 W. H. Zachariasen, *J. Chem. Phys.*, 1937, **5**, 919–922.
- 14 Y. K. Loh, K. Porteous, M. A. Fuentes, D. C. H. Do, J. Hicks and S. Aldridge, *J. Am. Chem. Soc.*, 2019, **141**, 8073–8077.
- 15 In the absence of K<sup>+</sup> counterions (for computational simplicity) the trimerization of [BO<sub>2</sub>]<sup>−</sup> to [B<sub>3</sub>O<sub>6</sub>]<sup>3−</sup> makes little difference to the overall calculated free energy change shown in Fig. 4. This process is calculated to be close to thermo-neutral ( $\Delta G = +0.5 \text{ kcal mol}^{-1}$ ).

