

Cite this: *Chem. Sci.*, 2025, 16, 9255

All publication charges for this article have been paid for by the Royal Society of Chemistry

# Ligand non-innocence and an unusual $\sigma$ -bond metathesis step enables catalytic borylation using 9-borabicyclo-[3.3.1]-nonane†

Milan Kumar Bisai,<sup>†a</sup> Justyna Łosiewicz,<sup>†a</sup> Gary S. Nichol,<sup>†a</sup> Andrew P. Dominey,<sup>b</sup> Stephen P. Thomas,<sup>†a</sup> Stuart A. Macgregor<sup>†b,c</sup> and Michael J. Ingleson<sup>†\*a</sup>

The metal-catalyzed intermolecular C–H borylation of arenes is an extremely powerful C–H functionalization methodology. However, to date it is effectively restricted to forming organo-boronate esters (Aryl–B(OR)<sub>2</sub>) with its application to form other organoboranes rarely explored. Herein, we report a catalytic intermolecular heteroarene C–H borylation method using the commercial hydroborane 9-borabicyclo-[3.3.1]-nonane, (H–BBN)<sub>2</sub>. This process is effective for mono- and di-borylation to form a range of heteroaryl–BBN compounds using either NacNacAl or NacNacZn (NacNac = {(2,6-*i*-Pr<sub>2</sub>C<sub>6</sub>H<sub>3</sub>)N(CH<sub>3</sub>)C<sub>2</sub>CH} based catalysts. Notably, mechanistic studies indicated a highly unusual  $\sigma$ -bond metathesis process between NacNacZn–Aryl and the dimeric hydroborane, with first order kinetics in the hydroborane dimer ((H–BBN)<sub>2</sub>). Our calculated metathesis pathway involves ligand non-innocence and addition of both H–BBN units in (H–BBN)<sub>2</sub> to the NacNacZn–heteroaryl complex. This is in contrast to the conventional  $\sigma$ -bond metathesis mechanism using other hydroboranes which invariably proceeds by reaction of one equivalent of a monomeric hydroborane (e.g., H–B(OR)<sub>2</sub>) with a M–C unit. Overall, this work demonstrates the potential of extending catalytic arene C–H borylation beyond boronate esters, while highlighting that the  $\sigma$ -bond metathesis reaction can be mechanistically more complex when utilizing dimeric hydroboranes such as (H–BBN)<sub>2</sub>.

Received 17th March 2025  
Accepted 11th April 2025

DOI: 10.1039/d5sc02085a

rsc.li/chemical-science

## Introduction

The catalytic borylation of arenes is well established as an extremely useful C–H functionalization methodology.<sup>1–3</sup> However, catalytic intermolecular C–H borylation processes are almost exclusively limited to forming heteroaryl- and aryl-boronate esters (collectively termed herein Ar–B(OR)<sub>2</sub>), particularly pinacol derivatives (Ar–BPin, Fig. 1A).<sup>1–3</sup> This is due to the commercially available and bench-stable precursors HBPIn/B<sub>2</sub>Pin<sub>2</sub> reacting appropriately with transition metal complexes to enable catalysis to form Ar–BPin products that have considerable synthetic utility. In contrast, catalytic intermolecular borylation to access other aryl boranes (i.e., non Ar–B(OR)<sub>2</sub>) is extremely rare despite the fact that many of these boranes display distinct reactivity profiles compared to the organo-boronate ester

analogues. In this area a notable exception are the reports using H–BDan (1,8-naphthalenediaminatoborane) in catalytic C–H borylation.<sup>4–6</sup> However, the Ar–BDan products and Aryl–BPin compounds are both weakly Lewis acidic at boron. In contrast, *B*-Ar-9-borabicyclo-[3.3.1]-nonane compounds (Ar–BBN) are more Lewis acidic at boron. While this results in lower bench stability, it enables these organoboranes to effect transformations that are not possible using Ar–B(OR)<sub>2</sub>/Ar–BDan.<sup>7–9</sup> Furthermore, the hydroborane, 9-borabicyclo-[3.3.1]-nonane, (H–BBN)<sub>2</sub>, is commercially available, inexpensive, and widely used in synthesis.<sup>10</sup> However, to date the use of (H–BBN)<sub>2</sub> in catalytic intermolecular C–H borylation to form a range of Ar–BBN compounds is not reported to our knowledge (Fig. 1A),<sup>11–13</sup>

Previously, we and others have reported zinc-catalyzed C–H borylations using the monomeric boranes H–BPin, H–BCat, (Cat = *o*-C<sub>6</sub>H<sub>4</sub>O<sub>2</sub><sup>2–</sup>) and H–BDan.<sup>5,14–20</sup> The coordination of these monomeric boranes through O/N to zinc electrophiles was proposed to be key for borylation.<sup>14,15</sup> This is consistent with catalytic borylation not proceeding in these systems when using (H–BBN)<sub>2</sub> as this borane does not contain a Lewis basic O or N unit.<sup>15</sup> Furthermore, (H–BBN)<sub>2</sub> is dimeric and thus often reacts differently to the monomeric dioxaborolanes. More recently, we have used NacNacM–Y (M = Zn, Y = H or M = Al–Me, Y = Me) and sub-stoichiometric ammonium salts to form compound **A** that effects the C–H zincation and C–H aluminatation of

<sup>a</sup>EaStCHEM School of Chemistry, University of Edinburgh, Edinburgh, EH9 3FJ, UK.  
E-mail: mingleso@ed.ac.uk

<sup>b</sup>GSK Medicines Research Centre, Gunnels Wood Road, Stevenage, Hertfordshire SG1 2NY, UK

<sup>c</sup>EaStCHEM School of Chemistry, University of St Andrews, KY16 9ST, UK

† Electronic supplementary information (ESI) available. CCDC 2417816–2417821. For ESI and crystallographic data in CIF or other electronic format see DOI: <https://doi.org/10.1039/d5sc02085a>

‡ These authors have equal contribution.



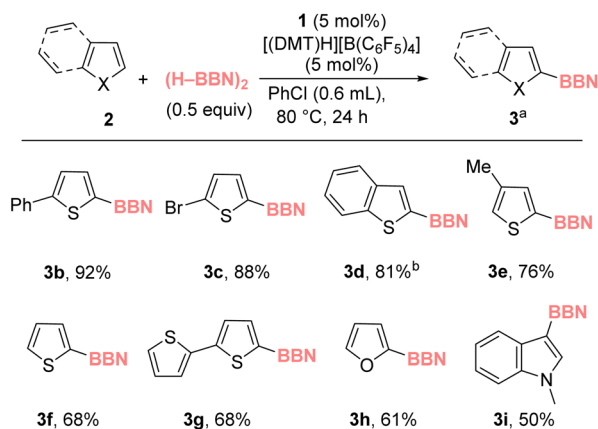


Chart 1 Substrate scope for zinc-catalyzed borylation. <sup>a</sup> Yield relative to (H-BBN)<sub>2</sub> using an internal standard. <sup>b</sup> at 100 °C.

yield. Note, the products from these reactions are all consistent with S<sub>E</sub>Ar type selectivity, while less activated heteroaromatics (*e.g.*, benzofuran) and activated arenes such as N-Me-carbazole, anisole and anthracene did not undergo borylation, analogous to the outcome from the C-H zincation (see ESI, Section 3.4†). Furthermore, attempts using a chiral dimeric R<sub>2</sub>BH borane, diisopinocampheylborane, under optimized conditions resulted in no C-H borylation of 2-methylthiophene (after 24 h at 80 °C).

Next, we assessed if aluminium-catalyzed borylation was possible. It was found that **1** could be replaced with NacNacAlMe<sub>2</sub> **4** in the catalytic borylation using (H-BBN)<sub>2</sub> (Chart 2). Aluminium-catalyzed borylation also was applied to N-Me-pyrrole to form diborylated **3j** (attempts to form mono-borylated N-Me-pyrrole resulted in mono and diborylated products).

From the reactions producing **3i** and **3j** a small quantity of crystals suitable for X-ray diffraction analysis were formed. Notably, this analysis showed these were not **3i/3j** but instead were the H-BBN adducts of **3i** and **3j**, termed **3i-(H-BBN)** and **3j-(H-BBN)** (Fig. 2). *In situ* analysis of the Zn/Al catalyzed reactions that form **3i/3j** revealed that while the major resonance is due to **3i/3j** ( $\delta^{11}\text{B} \approx 72$ ), an additional minor <sup>11</sup>B resonance at *ca.* 5 ppm was present consistent with **3i/3j-(H-BBN)**.<sup>31</sup> Indeed, dissolution of crystals of **3i-(H-BBN)** or **3j-(H-BBN)** led to

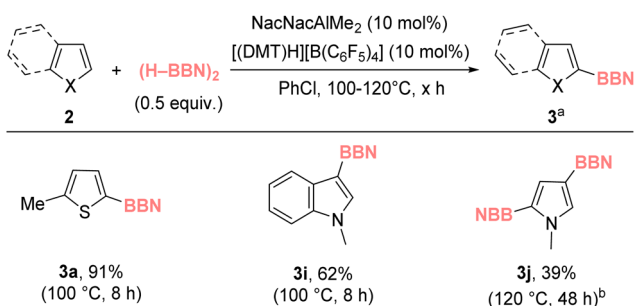


Chart 2 Aluminium catalyzed C-H borylation. <sup>a</sup> Yield versus an internal standard. <sup>b</sup> 1.5 equiv. (H-BBN)<sub>2</sub>.

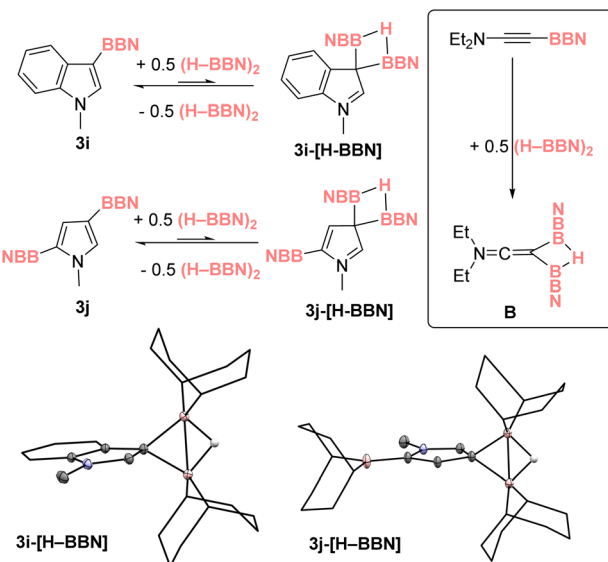


Fig. 2 Reaction of **3i/3j** with (H-BBN)<sub>2</sub>. Bottom, solid-state structures of **3i/3j-(H-BBN)**, ellipsoids at 50% probability and most hydrogens omitted for clarity. Inset right the formation of compound **B** also containing a CB<sub>2</sub>H core.

formation of **3i/3j** and (H-BBN)<sub>2</sub> as the major product (by NMR spectroscopy), indicating a solution equilibrium favoring **3i/3j** and (H-BBN)<sub>2</sub>. Note, no resonances for thienyl analogues of **3i/3j-(H-BBN)** were observed in any of the reactions, presumably due to the lower nucleophilicity of thiophenes relative to indoles/pyrroles<sup>32</sup> and consistent with the computed trend observed in our DFT calculations (see Table S5†). The formation of **3i/3j-(H-BBN)** is related to the reaction of Et<sub>2</sub>N-C≡C-BBN with (H-BBN)<sub>2</sub> which forms a compound also containing a cyclic CB<sub>2</sub>H unit (Fig. 2 inset, compound **B**).<sup>31</sup>

With the mono-borylation scope assessed, our attention turned to the diborylation of thiophenes given the importance of diborylated precursors in accessing organic materials.<sup>33</sup> Note, to date the catalytic C-H diborylation of thiophenes *via* an S<sub>E</sub>Ar type process (*i.e.* transition metal free) is limited to only the most highly nucleophilic thiophenes, such as 3,4-dialkoxy-substituted thiophenes.<sup>34</sup> Diborylated thienyl products **5a-5f** proved accessible through zinc catalysis simply by increasing the equivalents of (H-BBN)<sub>2</sub> used (Chart 3). Notably, most of the diborylated products were poorly soluble in the reaction solvent, chlorobenzene, facilitating their facile isolation in good yield. X-ray diffraction studies on a number confirmed their formation (inset Chart 3 for **5c**, for **5d** and **5e** see ESI†).

## Synthetic utility

With a range of mono- and di-borylated products accessible their utility was explored. Given the importance of thienyl-C(H)(OH)Ph units in active pharmaceutical ingredients, *e.g.*, tiemonium salts,<sup>35</sup> a one-pot route to these motifs from a thiophene precursor was targeted. The reaction of crude (*i.e.*, made *in situ* and taken forward with no purification) Br-thienylBBN (**3c**) with benzaldehyde proceeded to form **6a** in 70% yield

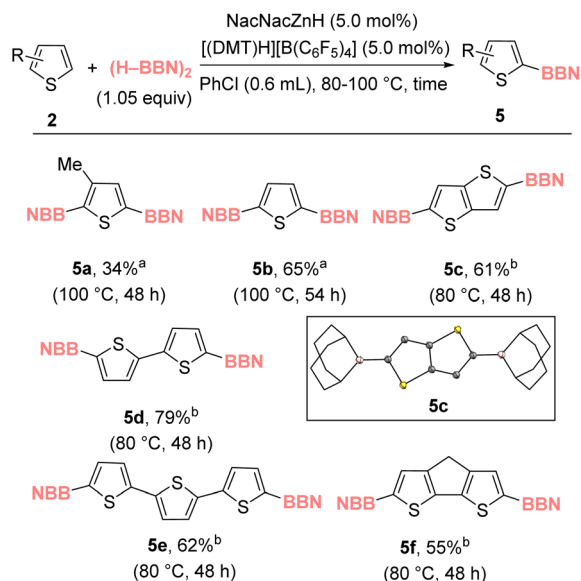
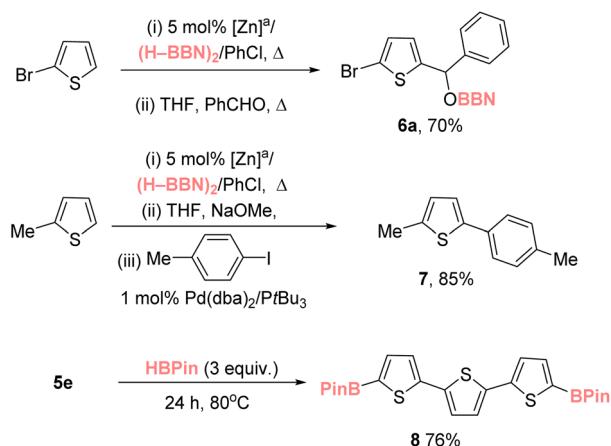


Chart 3 Zinc catalyzed diborylation of thiophenes. <sup>a</sup> Yield versus an internal standard. <sup>b</sup> Isolated yield.

(Scheme 1 top) with the alcohol **6b** then formed using the previously reported O-BBN hydrolysis conditions (see Fig. S76†).<sup>8</sup> Importantly, thienyl-BPin compounds do not react with benzaldehyde under identical conditions, presumably due to their lower Lewis acidity at boron. This demonstrates that this catalytic C-H borylation approach can be harnessed in tandem with the distinct reactivity profile of Ar-BBN derivatives to access value-added products in one-pot from the starting heteroarene. The crude products from zinc-catalyzed C-H borylation also can be telescoped into a Suzuki-Miyaura cross-coupling reaction (Scheme 1, middle), which led to compound **7** in excellent yield for a multi-step process. Bench stable borylated derivatives also were prepared by *trans*-borylation of thienyl-BBN species with HBPin to generate the Aryl-Bpin congeners (e.g., to form **8**).<sup>36</sup>



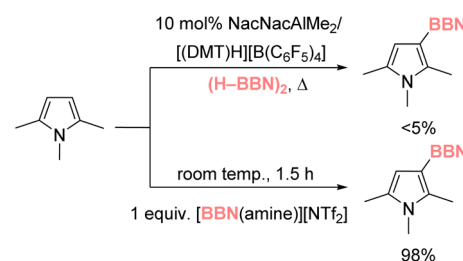
Scheme 1 Utilization of thienyl-BBN products. <sup>a</sup> Borylation conditions from Table 1.

## Mechanistic studies

With the scope and utility of the process assessed our attention turned to the mechanism. For this catalytic borylation a NacNacM-Y complex (e.g. **1**), and [(DMT)H][B(C<sub>6</sub>F<sub>5</sub>)<sub>4</sub>] were both required. This is consistent with the observation that (H-BBN)<sub>2</sub> and [(DMT)H][B(C<sub>6</sub>F<sub>5</sub>)<sub>4</sub>] do not react (even on heating to 80 °C) to form a [(DMT)-BBN]<sup>+</sup> salt (with related salts known to be effective borylating agents,<sup>37</sup> including in catalytic processes when using [CatB(amine)]<sup>+</sup> derivatives).<sup>38,39</sup> To further preclude the possibility of [(DMT)-BBN]<sup>+</sup> mediated borylation occurring in this process, the borylation of 2,5-*N*-trimethylpyrrole was attempted under the optimized aluminium-catalyzed conditions. This substrate was chosen as it undergoes C-H borylation using stoichiometric [(amine)-BBN]<sup>+</sup> in high yield at room temperature,<sup>37</sup> while it has a sterically hindered borylation position located alpha to a methyl (C-H aluminination is highly sensitive to steric environment).<sup>21</sup> Under our optimized aluminium-catalyzed conditions < 5% C-H borylation of 2,5-*N*-trimethylpyrrole was observed at 100 °C, further disfavoring a [(DMT)-BBN]<sup>+</sup> mediated catalytic borylation process (Scheme 2). Furthermore, DFT calculations (*vide infra* and Fig. S115†) disfavored a process proceeding through the boronium equivalent [NacNacZn-(μ-H)-BBN]<sup>+</sup>. Therefore, our mechanistic studies focused on the hypothesis that heteroarene C-H metalation followed by σ-bond metathesis leads to Aryl-BBN.

Given the greater substrate scope of the zinc catalyzed metalation/borylation<sup>21</sup> all subsequent work focused on this system. The zinc-catalyzed reactions use NacNacZnH (**1**) and [(DMT)H][B(C<sub>6</sub>F<sub>5</sub>)<sub>4</sub>]; and these react to form [NacNacZn(DMT)][B(C<sub>6</sub>F<sub>5</sub>)<sub>4</sub>] (**9**)[B(C<sub>6</sub>F<sub>5</sub>)<sub>4</sub>] rapidly through a low-energy transition state.<sup>21</sup> It was proposed that C-H borylation then would proceed by: (i) **9**<sup>+</sup> reacting with a heteroarene to form NacNacZn-Aryl and [(DMT)H]<sup>+</sup>; (ii) the Zn-Aryl species would then undergo σ-bond metathesis with (H-BBN)<sub>2</sub> to form the Ar-BBN product, and regenerate the zinc-hydride **1**; (iii) **1** would then react with [(DMT)H]<sup>+</sup> to form **9**<sup>+</sup> and H<sub>2</sub>. At this point it is important to highlight that 2-methyl-thiophene C-H zincation using **9**<sup>+</sup> is endergonic by +15 kcal mol<sup>-1</sup>.<sup>21</sup> Therefore, to have a feasible Δ*G*<sup>‡</sup><sub>span</sub> for this catalytic C-H borylation cycle the σ-bond metathesis step involving dimeric (H-BBN)<sub>2</sub> has to proceed *via* a low barrier process.

To probe the metathesis process NacNacZn(thienyl) complex **10** was synthesized and reacted with 0.5 equivalent of (H-BBN)<sub>2</sub>.



Scheme 2 Disparate outcomes from the borylation of 2,5-*N*-trimethylpyrrole.

While the metathesis did proceed at room temperature to form thienyl-BBN, **3a**, only 50% of **10** was consumed to form a single new NacNacZn product that was not compound **1**. Instead, the zinc complex displayed NMR data consistent with formation of NacNacZn-( $\mu$ -H)<sub>2</sub>-BBN, **11** (Fig. 3). This included a <sup>11</sup>B NMR resonance (at -13.5 ppm) comparable with other M-( $\mu$ -H)<sub>2</sub>-BBN complexes.<sup>25,26a,40</sup> The use of 1 equiv. of (H-BBN)<sub>2</sub> resulted in the full conversion of **10** into **3a** and **11**. The formation of **11** was confirmed by single crystal X-ray diffraction studies (inset Fig. 3). The structure of **11** contains a Zn...B distance of 2.179 Å consistent with a borohydride unit bound to zinc *via* two bridging hydrogens, with **11** having comparable metrics to NacNacZn-( $\mu$ -H)<sub>2</sub>-BH<sub>2</sub>.<sup>41</sup> Complex **11** also can be synthesized from NacNacZnH **1** by addition of 0.5 equivalent of (H-BBN)<sub>2</sub>. Note, while the boron center in **11** is structurally similar to the active boron electrophile in Wang's borocation-mediated catalytic C-H borylation,<sup>42</sup> complex **11** is neutral and thus is a weak electrophile at boron which is not active in C-H borylation (Table 1, entry 5).

The formation of **11** instead of **1** is significant as it demonstrates a key difference in reactivity using (H-BBN)<sub>2</sub> *versus* H-BPin.<sup>17</sup> Furthermore, to close the C-H borylation cycle the Brønsted acid, [(DMT)H]<sup>+</sup>, produced during the arene C-H zincation step has to react with a hydridic species to reform **9** (and concomitantly H<sub>2</sub>). A protonolysis step starting from **11** is distinct to the protonolysis of NacNacZnH **1**, which is facile with a range of [(R<sub>3</sub>N)H]<sup>+</sup> salts.<sup>21</sup> Therefore, the reaction of [(DMT)H][B(C<sub>6</sub>F<sub>5</sub>)<sub>4</sub>] and **11** was investigated. This revealed a rapid reaction at room temperature to form [9][B(C<sub>6</sub>F<sub>5</sub>)<sub>4</sub>], H<sub>2</sub> and 0.5 equiv. (H-BBN)<sub>2</sub> (Fig. 3, bottom). In contrast, the reaction

between [(Et<sub>3</sub>N)H][B(C<sub>6</sub>F<sub>5</sub>)<sub>4</sub>] and **11** proceeds very slowly at room temperature indicating a higher barrier protonolysis step starting from **11** than starting from **1** (Fig. 3, bottom). This may explain the poor outcomes using [(Et<sub>3</sub>N)H][B(C<sub>6</sub>F<sub>5</sub>)<sub>4</sub>] in the catalytic borylation compared to that using [(DMT)H][B(C<sub>6</sub>F<sub>5</sub>)<sub>4</sub>].

Overall, the proposed cycle is outlined in Fig. 4, proceeding *via* 1. Arene C-H zincation, 2.  $\sigma$ -bond metathesis and 3. Protonolysis. The latter could potentially occur directly from **11** or by endergonic conversion of **11** into **1** which would then undergo protonolysis. While the stoichiometric experiments confirmed that both the  $\sigma$ -bond metathesis and protonolysis of **11** using [(DMT)H][B(C<sub>6</sub>F<sub>5</sub>)<sub>4</sub>] proceed at room temperature, how they proceed remained a key question. The  $\sigma$ -bond metathesis process was of particular interest, as the C-H borylation reactions used (H-BBN)<sub>2</sub> which strongly favors its dimeric form in contrast to the monomeric hydroboranes (*e.g.*, H-BPin) previously studied.

Cognizant that hidden catalysis can facilitate transformations in organoboron chemistry,<sup>43</sup> several species that could be present at low concentration during the catalysis were tested for their effect on the metathesis step. The addition of 5 mol% of DMT, [(DMT)H][B(C<sub>6</sub>F<sub>5</sub>)<sub>4</sub>] and Me<sub>2</sub>S-BH<sub>3</sub> separately to the reaction between Zn-Aryl **10** and (H-BBN)<sub>2</sub> led to no change in the rate of the metathesis reaction, indicating that these species do not catalyze this metathesis reaction. With the positive effect of catalyst loading on borylation rate determined (Table 1 and Fig. S107 and S108<sup>†</sup>), variable time normalization

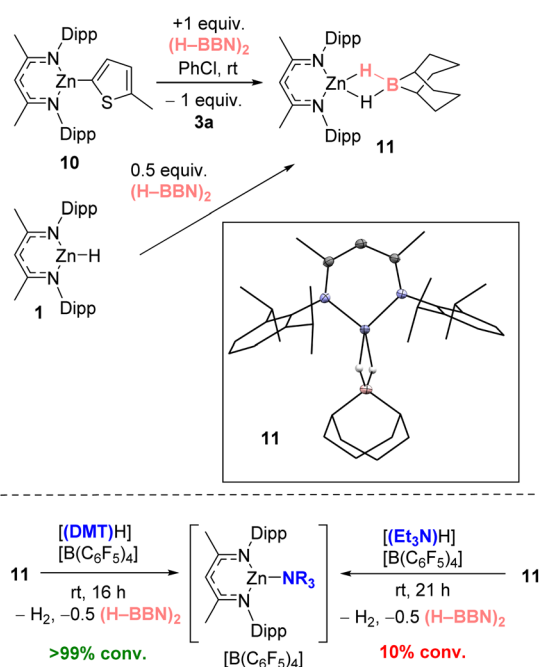


Fig. 3 Top, the formation of **11** by metathesis of **10** with (H-BBN)<sub>2</sub> (also forming **3a**) or by direct addition of 0.5 equiv. (H-BBN)<sub>2</sub> to **1**. Inset, the solid-state structure of **11**. Bottom, the disparate outcome from protonolysis of **11**.

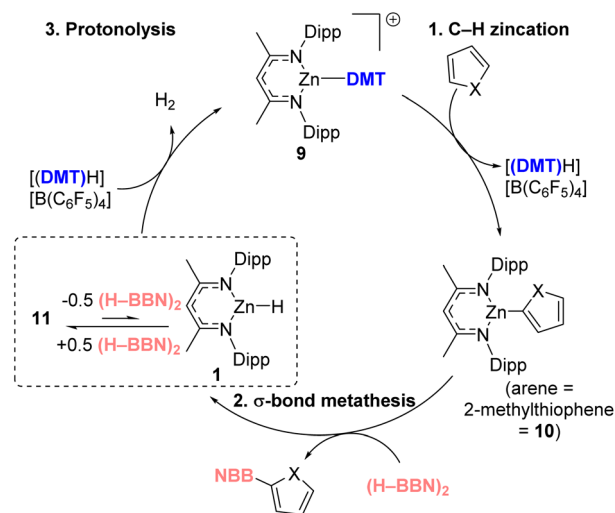
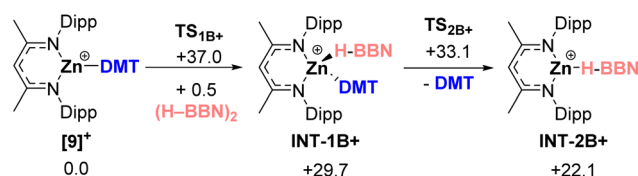


Fig. 4 Proposed catalytic cycle for C-H borylation.



Scheme 3 Calculated free energies (kcal mol<sup>-1</sup>) to form the borenium equivalent INT-2B<sup>+</sup>.

analysis (VTNA)<sup>44</sup> was used to determine the order with respect to  $(\text{H-BBN})_2$ . This analysis gave data that was consistent with a first order in  $(\text{H-BBN})_2$  dimer for the metathesis step (Fig. S100†). Some alkene hydroboration reactions using  $(\text{H-BBN})_2$  are first order with respect to the dimer,<sup>45</sup> which indicates the dissociation of the  $(\text{H-BBN})_2$  dimer into two equivalents of  $(\text{H-BBN})$  monomer is rate limiting. In these cases, the hydroboration reactions are zero order with respect to the other component(s). The situation here is different, as the rate is also affected by the concentration of the zinc complex and the

thienyl substrate (see Tables 1, S1 and Fig. S107 and S108†). This precludes  $(\text{H-BBN})_2$  dimer dissociation into two monomers being the turnover limiting step in this zinc catalyzed arene borylation. The standard metathesis mechanism involves a monomeric hydroborane species reacting *via* a four membered transition state (*e.g.*, involving M-C and H-B). However, such a process is not consistent with the above data as when one equivalent of monomeric  $\text{H-BBN}$  reacts with a substrate in the rate limiting step the reaction is 0.5 order with

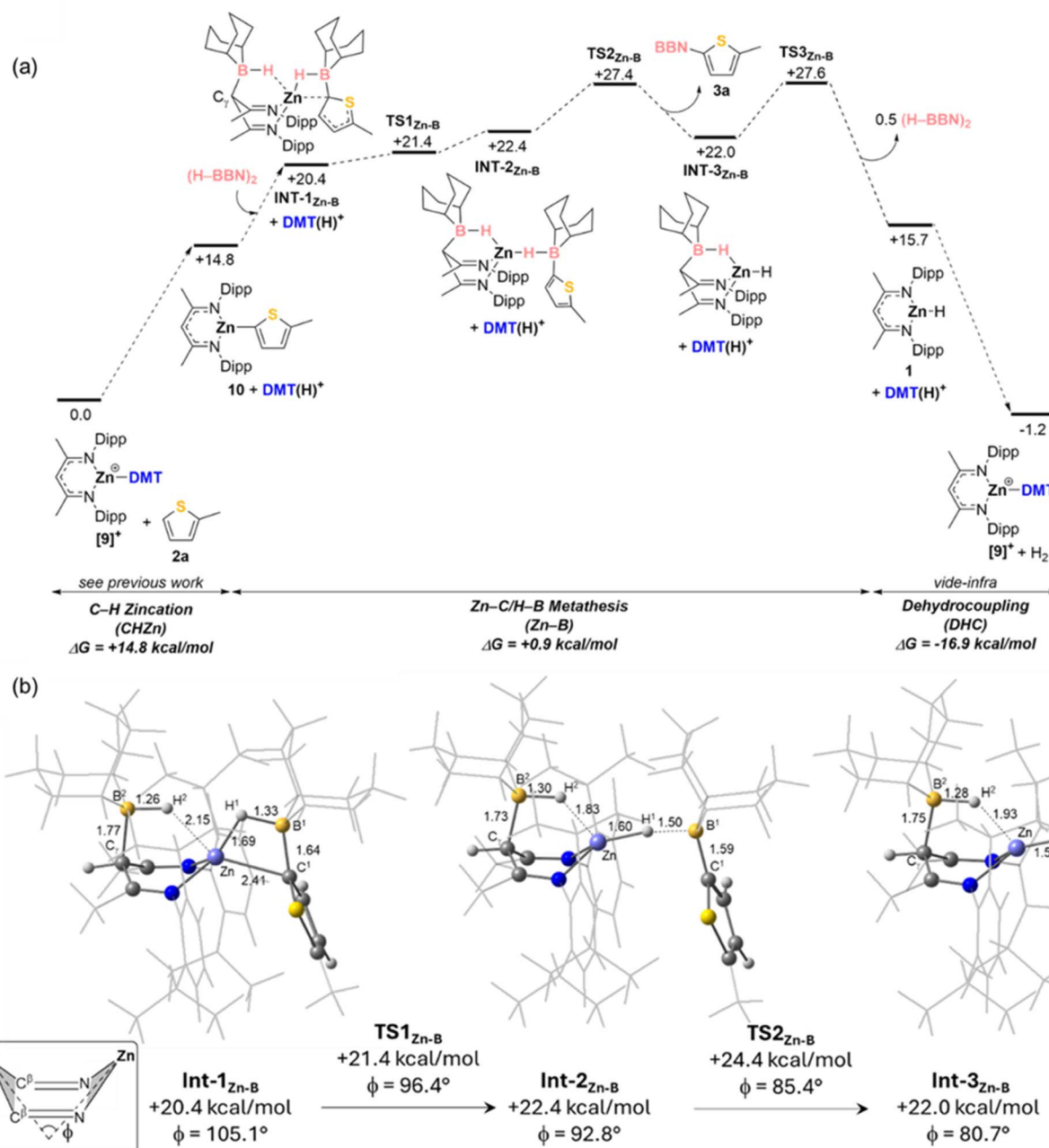


Fig. 5 (a) Computed free energy reaction profile (kcal mol<sup>-1</sup>) for the catalytic C-H borylation of 2-methyl-thiophene focusing on the  $\sigma$ -bond metathesis phase. (Method: B3PW91(def2-TZVP, D3(BJ), PhCl)//B3PW91(Zn: SDD; S: SDD (d); other atoms: 6-31G\*\*)). (b) Details of key intermediates in the  $\sigma$ -bond metathesis process (distances in Å; inset defines the metallacycle folding angle,  $\phi$ ;<sup>21</sup> NacNac, BBN and 2-methyl-thiophene substituents shown in wireframe for clarity).

respect to  $(\text{H-BBN})_2$  dimer.<sup>45</sup> Therefore, computational analysis was performed to provide further insight into the mechanism.

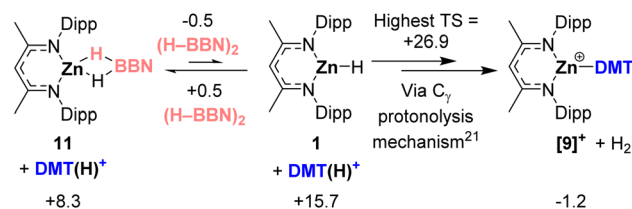
### Computational studies

All calculations discussed herein were performed at the B3PW91(def2-TZVP, D3(BJ), PhCl)//B3PW91(Zn: SDD; S: SDD(d); other atoms: 6-31G\*\*) level of theory which was chosen based on its performance in our work on the related catalyzed C–H zincation.<sup>21</sup> Note, in the solvent used for the borylation reactions, PhCl,  $\text{H-BBN}$  exists as a dimer,  $(\text{H-BBN})_2$ , and at this level of theory +9.9 kcal mol<sup>−1</sup> ( $\Delta G$ ) per monomer unit is required for dissociation of the dimer. Therefore, calculations involving association/dissociation of  $\text{H-BBN}$  use 0.5 equiv. of  $(\text{H-BBN})_2$  for determining the energy change.

As mentioned above a borylation mechanism involving borenium equivalents *e.g.*, **INT-1B**<sup>+</sup> or **INT-2B**<sup>+</sup> was disfavored based on DFT calculations (Scheme 3). Specifically, the displacement of DMT by  $\text{H-BBN}$  proceeds *via* formation of **INT-1B**<sup>+</sup> which is formed in a significantly endergonic step involving a high energy transition state ( $\Delta G^\ddagger = +37.0$  kcal mol<sup>−1</sup>) which precludes this mechanism. Notably, the formation of **INT-2B**<sup>+</sup> from **[9]**<sup>+</sup> is much more endergonic than the displacement of DMT in **[9]**<sup>+</sup> by HBCat (which coordinates through an oxo group to zinc).<sup>14</sup> This significant difference presumably is why there is no C–H borylation using  $(\text{H-BBN})_2$  when catalyzed by zinc electrophiles that do not effect C–H metalation.<sup>15</sup>

A range of mechanisms then were explored for the catalytic borylation of 2-methyl-thiophene that proceed *via* C–H zincation,  $\sigma$ -bond metathesis and protonolysis and a computed profile that is consistent with the VTNA analysis (1st order in  $(\text{H-BBN})_2$  dimer) is shown in Fig. 5(a). Here **[NacNacZn(DMT)]**<sup>+</sup> (**[9]**<sup>+</sup>) and 2-methyl-thiophene are taken as the starting point of the cycle. Overall, the reaction proceeds as postulated, with an endergonic C–H zincation to form **10** (+14.8 kcal mol<sup>−1</sup>) proceeding as outlined in our previous report (*via* a transition state at +21.7 kcal mol<sup>−1</sup>).<sup>21</sup> This is followed by a  $\sigma$ -bond metathesis phase that is effectively thermoneutral (+0.9 kcal mol<sup>−1</sup>) with the overall process driven forward by exergonic dehydrocoupling to reform **[9]**<sup>+</sup> with loss of H<sub>2</sub> ( $\Delta G = -16.9$  kcal mol<sup>−1</sup>). The overall process is therefore exergonic ( $\Delta G = -1.2$  kcal mol<sup>−1</sup>).

The  $\sigma$ -bond metathesis phase proceeds through addition of the  $(\text{H-BBN})_2$  dimer to **10** to form **INT-1**<sub>Zn-B</sub> at +20.4 kcal mol<sup>−1</sup>. This involves the C<sub>γ</sub> position of the NacNac ligand acting as a Lewis base towards one  $\text{H-BBN}$  unit, with the other  $\text{H-BBN}$  unit interacting with the Zn–thienyl moiety.<sup>46</sup> **INT-1**<sub>Zn-B</sub> therefore contains two B–H⋯Zn interactions, with that bridging the Zn–thienyl unit being stronger (Zn⋯H<sup>1</sup>–B<sup>1</sup> = 1.69 Å; B<sup>1</sup>–C<sup>1</sup> = 1.64 Å *cf.* Zn⋯H<sup>2</sup>–B<sup>2</sup> = 2.15 Å; C<sub>γ</sub>–B<sup>2</sup> = 1.77 Å, see Fig. 5(b)). This also induces significant elongation of the Zn–C<sup>1</sup> bond (2.41 Å *vs.* 1.93 Å in **10**) such that its cleavage has a barrier of only 1 kcal mol<sup>−1</sup> *via* **TS1**<sub>Zn-B</sub>. This forms **INT-2**<sub>Zn-B</sub> in which the Zn–H<sup>1</sup>⋯B<sup>1</sup> moiety approaches linearity (165°) and from which dissociation of the thienyl–BBN product proceeds *via* **TS2**<sub>Zn-B</sub> with concomitant contraction of the B<sup>2</sup>–H<sup>2</sup>⋯Zn distance to 1.83 Å. Thus, the non-innocence of the NacNac ligand<sup>47</sup> not only assists the



Scheme 4 Free energies (kcal mol<sup>−1</sup>) for the protonolysis phase that proceeds *via* **1** with only the highest transition state energy shown. Energies are in kcal mol<sup>−1</sup> relative to the zero energy defined in Fig. 5.

cleavage of the  $(\text{H-BBN})_2$  dimer by C<sub>γ</sub>–B bond formation, but the resultant C<sub>γ</sub>-bound hydroborane provides flexible ligation of the zinc centre during the metathesis phase.

This is also reflected in the variation of the Zn–NacNac metallacycle folding angle,  $\phi$ , as previously discussed (inset Fig. 5(b))<sup>21</sup> and is also seen in **INT-3**<sub>Zn-B</sub>, formed after product dissociation (B<sup>2</sup>–H<sup>2</sup>⋯Zn = 1.93 Å;  $\phi = 80.7^\circ$ ). To complete the  $\sigma$ -bond metathesis phase, dissociation of  $\text{H-BBN}$  occurs *via* **TS3**<sub>Zn-B</sub> at +27.6 kcal mol<sup>−1</sup>.

Details of the final phase, protonolysis, are shown in Scheme 4. No pathway involving direct protonolysis of **11** by **[(DMT)H]**<sup>+</sup> to form **[9]**<sup>+</sup> was found with feasible barriers (see Fig. S111†). However, dissociation of 0.5 equiv. of  $(\text{H-BBN})_2$  from **11** to form NacNacZnH, **1**, is endergonic by only 7.4 kcal mol<sup>−1</sup>. Complex **1** can then react with **[(DMT)H]**<sup>+</sup> *via* the mechanism described in our previous work which proceeds by protonation of the C<sub>γ</sub> position of NacNac.<sup>21</sup> Note, the highest-lying transition state for this process lies at +26.9 kcal mol<sup>−1</sup> and so is competitive with **TS3**<sub>Zn-B</sub> at +27.6 kcal mol<sup>−1</sup> in the  $\sigma$ -bond metathesis phase. However, we disfavor this protonolysis step being rate limiting as that scenario would result in an inverse dependence on **[(H-BBN)]**<sub>2</sub>,<sup>26</sup> not the first order dependence observed. Finally, as with the  $\sigma$ -bond metathesis phase, we highlight that NacNac ligand non-innocence again appears essential for accessing sufficiently low barrier mechanisms for the protonolysis phase.

## Conclusions

A catalytic intermolecular arene C–H borylation process using  $(\text{H-BBN})_2$  to make a range of mono- and di-borylated heteroarenes is reported for the first time to our knowledge. Due to the endergonic nature of the C–H metalation step, for this C–H borylation process to be energetically feasible it requires low barrier  $\sigma$ -bond metathesis and protonolysis steps. Kinetic studies revealed that the  $\sigma$ -bond metathesis process proceeds *via* addition of both  $\text{H-BBN}$  units in the  $(\text{H-BBN})_2$  dimer to the NacNacZn–Aryl complex – *i.e.*, the order of reaction with respect to  $(\text{H-BBN})_2$  was found to be 1. This is distinct to conventional  $\sigma$ -bond metatheses which involve one equivalent of a monomeric hydroborane reacting with a M–Y unit of a metal complex. The involvement of both  $\text{H-BBN}$  units in the turnover limiting process is crucial as this offsets the significant energetic cost of cleaving dimeric  $(\text{H-BBN})_2$ . This highlights the importance of considering the correct speciation of the hydroborane when



designing borylation processes using (H-BBN)<sub>2</sub>, as this has a considerable impact on the energy profile for a catalytic cycle. In this case, the ability of the metal complex to interact with two H-BBN units is enabled by ligand non-innocence, specifically interaction of the NacNac C<sub>γ</sub> position with one of the H-BBN units derived from (H-BBN)<sub>2</sub>. The second H-BBN unit then effects the σ-bond metathesis with the M-Aryl unit. Thus, NacNac ligand non-innocence is essential for low barrier σ-bond metathesis and protonolysis phases, which is crucial for enabling borylation catalysis given the endergonic nature of the C-H metalation phase. Thus, this study showcases the benefits of ligating main group metals with non-innocent NacNac ligands, the dramatic impact (H-BBN)<sub>2</sub> has on the mechanism relative to monomeric boronate esters (e.g., HBPin), and the utility of extending catalytic C-H borylation beyond the synthesis of the aryl-boronate esters that currently dominate this field.

## Data availability

The data supporting this article has been uploaded as part of the ESI.† This includes NMR spectra for all new compounds, *in situ* NMR spectra for catalytic and mechanistic reactions and Cartesian coordinates for all calculated structures.

## Author contributions

MKB, JL, SPT, MI and SAM conceived the research concept and aims and analyzed all data. MKB and JL performed the majority of the synthetic work and the majority of the analytical components of this project. GN collected and solved all the crystal structures. JL performed all the calculations. Combined, all authors drafted, reviewed and edited the manuscript.

## Conflicts of interest

There are no conflicts to declare.

## Acknowledgements

This project has received funding from the EPSRC (EP/V03829X/1 and the Program Grant “Boron: Beyond the Reagent” (EP/W007517/1)). We thank the Mass Spectrometry facility (SIR-CAMS) at the University of Edinburgh (UoE) for carrying out MS analysis. S. A. M thanks the University of St. Andrews for support. Prof. M. R. Crimmin is thanked for useful discussions.

## References

- 1 I. F. Yu, J. W. Wilson and J. F. Hartwig, *Chem. Rev.*, 2023, **123**, 11619–11663.
- 2 S. Guria, M. M. M. Hassan and B. Chattopadhyay, *Org. Chem. Front.*, 2024, **11**, 929–953.
- 3 M. M. M. Hassan, S. Guria, S. Dey, J. Das and B. Chattopadhyay, *Sci. Adv.*, 2023, **9**, eadg3311.
- 4 S. Kamio and H. Yoshida, *Adv. Synth. Catal.*, 2021, **363**, 2310–2324.
- 5 T. Tsuchimoto, H. Utsugi, T. Sugiura and S. Horio, *Adv. Synth. Catal.*, 2015, **357**, 77–82.
- 6 N. Iwadate and M. Sugimoto, *J. Organomet. Chem.*, 2009, **694**, 1713–1717.
- 7 M. J. O'Donnell, J. T. Cooper and M. M. Mader, *J. Am. Chem. Soc.*, 2003, **125**, 2370–2371.
- 8 P. I. Jacob and H. C. Brown, *J. Org. Chem.*, 1977, **42**, 579–580.
- 9 S. Jin, H. T. Dang, G. C. Haug, V. D. Nguyen, H. D. Arman and O. V. Larionov, *Chem. Sci.*, 2020, **11**, 9101–9108.
- 10 H. C. Brown, *Organic syntheses via boranes*, New York : Wiley, 1975.
- 11 The following reference contains only one example of catalytic borylation using (H-BBN)<sub>2</sub>, specifically of the highly activated heteroarene N-Me-pyrrole. M.-A. L  gar  , M.-A. Courtemanche,   . Rochette and F.-G. Fontaine, *Science*, 2015, **349**, 513–516.
- 12 The following reference contains only one example of catalytic borylation using (H-BBN)<sub>2</sub>, specifically of the highly activated heteroarene N-Me-indole. T. Stahl, K. M  ther, Y. Ohki, K. Tatsumi and M. Oestreich, *J. Am. Chem. Soc.*, 2013, **135**, 10978–10981.
- 13 Note, to our knowledge all other studies reported to date using (H-BBN)<sub>2</sub> in catalytic C-H borylation proceed by Lewis base directed C-H borylation. These are thus intramolecular borylation reactions and form four-coordinate at boron products (e.g., base → BBN(Ar)) in which the presence of a dative bond significantly reduces the utility of these products in subsequent transformations. See (and references therein): L. Britton, A. D. Bage, S. L. McOnie and S. P. Thomas, *Angew. Chem., Int. Ed.*, 2024, e202423929.
- 14 M. E. Grundy, L. Sotorrios, M. K. Bisai, K. Yuan, S. A. Macgregor and M. J. Ingleson, *ACS Catal.*, 2023, **13**, 2286–2294.
- 15 M. E. Grundy, K. Yuan, G. S. Nichol and M. J. Ingleson, *Chem. Sci.*, 2021, **12**, 8190–8198.
- 16 R. J. Procter, M. Uzelac, J. Cid, P. J. Rushworth and M. J. Ingleson, *ACS Catal.*, 2019, **9**, 5760–5771.
- 17 M. Uzelac, K. Yuan and M. J. Ingleson, *Organometallics*, 2020, **39**, 1332–1338.
- 18 R. Zhou, W. Wang, J. Zhang, Q. Wang, Z. Chen, Y. Shao and F. Zhang, *Org. Chem. Front.*, 2025, **12**, 906–911.
- 19 (a) R. K. Sahoo, A. G. Patro, N. Sarkar and S. Nembenna, *ACS Omega*, 2023, **8**, 3452–3460; (b) R. K. Sahoo, S. Rajput, A. G. Patro and S. Nembenna, *Dalton Trans.*, 2022, **51**, 16009–16016.
- 20 B. Zhang, Y. Zou, L. Wang and H. Zhang, *Chem. Commun.*, 2021, **57**, 11185–11188.
- 21 M. K. Bisai, J.   siewicz, L. Sotorrios, G. S. Nichol, A. P. Dominey, M. J. Cowley, S. P. Thomas, S. A. Macgregor and M. J. Ingleson, *Angew. Chem., Int. Ed.*, 2024, **63**, e202404848.
- 22 Z. Yang, M. Zhong, X. Ma, K. Nijesh, S. De, P. Parameswaran and H. W. Roesky, *J. Am. Chem. Soc.*, 2016, **138**, 2548–2551.
- 23 J. Li, M. Luo, X. Sheng, H. Hua, W. Yao, S. A. Pullarkat, L. Xu and M. Ma, *Org. Chem. Front.*, 2018, **5**, 3538–3547.



- 24 M. Arrowsmith, T. J. Hadlington, M. S. Hill and G. Kociok-Köhn, *Chem. Commun.*, 2012, **48**, 4567–4569.
- 25 A. G. M. Barrett, M. R. Crimmin, M. S. Hill, P. B. Hitchcock and P. A. Procopiou, *Organometallics*, 2007, **26**, 4076–4079.
- 26 (a) Note, this reference reported significant differences between the  $\sigma$ -bond metathesis involving a NacNacMg-NR<sub>2</sub> complex with H-BPin Vs. (H-BBN)<sub>2</sub> based on kinetic analysis. D. J. Liptrot, M. S. Hill, M. F. Mahon and A. S. S. Wilson, *Angew. Chem., Int. Ed.*, 2015, **54**, 13362–13365; (b) This reference, focused on trans-borylation, reports an energy change of +15 kcal/mol for the dissociation of (H-BBN)<sub>2</sub> into two monomers. D. R. Willcox, E. Cocco, G. S. Nichol, A. Carlone and S. P. Thomas, *Angew. Chem., Int. Ed.*, 2024, e202401737.
- 27 S. J. Geier, C. M. Vogels, J. A. Melanson and S. A. Westcott, *Chem. Soc. Rev.*, 2022, **51**, 8877–8922.
- 28 M. Magre, M. Szewczyk and M. Rueping, *Chem. Rev.*, 2022, **122**, 8261–8312.
- 29 C. C. Chong and R. Kinjo, *ACS Catal.*, 2015, **5**, 3238–3259.
- 30 Q. Yang, Y. Li, J.-D. Yang, Y. Liu, L. Zhang, S. Luo and J.-P. Cheng, *Angew. Chem., Int. Ed.*, 2020, **59**, 19282–19291.
- 31 A. Kobayashi, K. Suzuki, R. Kitamura and M. Yamashita, *Organometallics*, 2020, **39**, 383–387.
- 32 Mayr's Database Of Reactivity Parameters - Start page, <https://www.cup.lmu.de/oc/mayr/reaktionsdatenbank/>, (accessed January 8, 2025).
- 33 See (and references therein) H. Xiong, Q. Lin, Y. Lu, D. Zheng, Y. Li, S. Wang, W. Xie, C. Li, X. Zhang, Y. Lin, Z.-X. Wang, Q. Shi, T. J. Marks and H. Huang, *Nat. Mater.*, 2024, **23**, 695–702.
- 34 Note, transition metal free catalysts reported to date result in (at best) low yields of diborylated products for less activated thiophenes even when using two equivalents of HBCat e.g. 5% diborylation of thienothiophene was reported for one of the most active systems see: V. Desrosiers, A. Gaudy, K.-A. Giroux and F.-G. Fontaine, *Z. Anorg. Allg. Chem.*, 2023, **649**, e202300006.
- 35 See (and references therein) W. K. O. Teixeira, D. Y. de Albuquerque, S. Narayanaperumal and R. S. Schwab, *Synthesis*, 2020, **52**, 1855–1873.
- 36 A. D. Bage, K. Nicholson, T. A. Hunt, T. Langer and S. P. Thomas, *Synthesis*, 2022, **55**, 62–74.
- 37 A. Prokofjevs, J. W. Kampf and E. Vedejs, *Angew. Chem., Int. Ed.*, 2011, **50**, 2098–2101.
- 38 Q. Yin, H. F. T. Klare and M. Oestreich, *Angew. Chem., Int. Ed.*, 2017, **56**, 3712–3717.
- 39 For recent reviews of this area see: (a) X. Tan and H. Wang, *ChemCatChem*, 2023, **15**, e202300734; (b) S. Hazra, S. Mahato, K. K. Das and S. Panda, *Chem.-Eur. J.*, 2022, **28**, e202200556.
- 40 A. Caise, E. L. Kolychev, J. Hicks, M. Á. Fuentes, J. M. Goicoechea and S. Aldridge, *Dalton Trans.*, 2019, **48**, 10845–10852.
- 41 J. Prust, H. Hohmeister, A. Stasch, H. W. Roesky, J. Magull, E. Alexopoulos, I. Usón, H.-G. Schmidt and M. Noltemeyer, *Eur. J. Inorg. Chem.*, 2002, **2002**, 2156–2162.
- 42 X. Tan, X. Wang, Z. H. Li and H. Wang, *J. Am. Chem. Soc.*, 2022, **144**, 23286–23291.
- 43 (a) A. D. Bage, T. A. Hunt and S. P. Thomas, *Org. Lett.*, 2020, **22**, 4107–4112; (b) A. D. Bage, K. Nicholson, T. A. Hunt, T. Langer and S. P. Thomas, *ACS Catal.*, 2020, **10**, 13479–13486.
- 44 C. D.-T. Nielsen and J. Burés, *Chem. Sci.*, 2019, **10**, 348–353.
- 45 H. C. Brown, K. K. Wang and C. G. Scouten, *Proc. Natl. Acad. Sci. U. S. A.*, 1980, **77**, 698–702.
- 46 Several pathways for the formation of INT-1Zn-B were characterized computationally, but these all suffered from a high entropic cost of adding the (H-BBN)<sub>2</sub> dimer to 10. Our favored mechanism involves the stepwise addition of two H-BBN monomers, first at C $\gamma$  and then across the Zn-thienyl unit. See section S7 of the supporting information† for full details.
- 47 For a review on NacNac non-innocence see: (a) C. Camp and J. Arnold, *Dalton Trans.*, 2016, **45**, 14462–14498; (b) for a paper showing binding of BH<sub>3</sub> to the  $\gamma$  position of NacNac see: D. D. L. Jones, A. J. R. Matthews and C. Jones, *Dalton Trans.*, 2019, **48**, 5785–5792.

