



Cite this: *J. Mater. Chem. C*, 2025, 13, 12025

## Correction: Ultrathin high-performance electromagnetic wave absorbers with facilely fabricated hierarchical porous Co/C crabapples

Nannan Wu,<sup>ab</sup> Chang Liu,<sup>a</sup> Dongmei Xu,<sup>c</sup> Jiurong Liu,<sup>\*a</sup> Wei Liu,<sup>c</sup> Hu Liu,<sup>bd</sup> Jiaoxia Zhang,<sup>be</sup> Wei Xie<sup>f</sup> and Zhanhu Guo<sup>b</sup>

DOI: 10.1039/d5tc90081f

rsc.li/materials-c

Correction for 'Ultrathin high-performance electromagnetic wave absorbers with facilely fabricated hierarchical porous Co/C crabapples' by Nannan Wu *et al.*, *J. Mater. Chem. C*, 2019, 7, 1659–1669, <https://doi.org/10.1039/C8TC04984J>.

The authors regret the following errors in the published article:

In the originally published supplementary information document, Fig. S1a, S5c and S6d were images of the same sample obtained at optimal conditions. In order to avoid misleading readers, the original Fig. S5c and S6d have been replaced by new images captured at different places of the same sample. In addition, an error was found in the Fig. S6 caption: the PVP amount for both Fig. S6a and b should be 0 g. The corrected versions of Fig. S5 and S6 are shown below. In the "Results and discussion" section of the published article, on page 1662 of the pdf, the related description of Fig. S6 should be corrected as follows: "Numerous scattered flakes and only a few  $\alpha$ -Co(OH)<sub>2</sub> crabapples were obtained without the addition of PVP (Fig. S6a and b, ESI†)." The supplementary information document has been updated with these changes.




Fig. S5 SEM images of the  $\alpha$ -Co(OH)<sub>2</sub> precursors with different reaction time of (a) 1 h, (b) 2 h, (c) 3 h, and (d) 10 h.

<sup>a</sup> Key Laboratory for Liquid–Solid Structural Evolution and Processing of Materials, Ministry of Education and School of Materials Science and Engineering, Shandong University, Jinan, Shandong 250061, China. E-mail: jrliu@sdu.edu.cn

<sup>b</sup> Integrated Composites Laboratory (ICL), Department of Chemical & Biomolecular Engineering, University of Tennessee, Knoxville, TN 37996, USA. E-mail: zguo10@utk.edu


<sup>c</sup> State Key Laboratory of Crystal Materials, Shandong University, Shandong 250100, China

<sup>d</sup> Key Laboratory of Materials Processing and Mold (Zhengzhou University), Ministry of Education, National Engineering Research Center for Advanced Polymer Processing Technology, Zhengzhou University, Zhengzhou, 450002, China

<sup>e</sup> School of Material Science and Engineering, Jiangsu University of Science and Technology, Zhenjiang, Jiangsu, 212003, China

<sup>f</sup> Key Laboratory of Lightweight and Reliability Technology for Engineering Vehicle, Education Department, Changsha University of Science & Technology, Changsha, Hunan, 410114, China





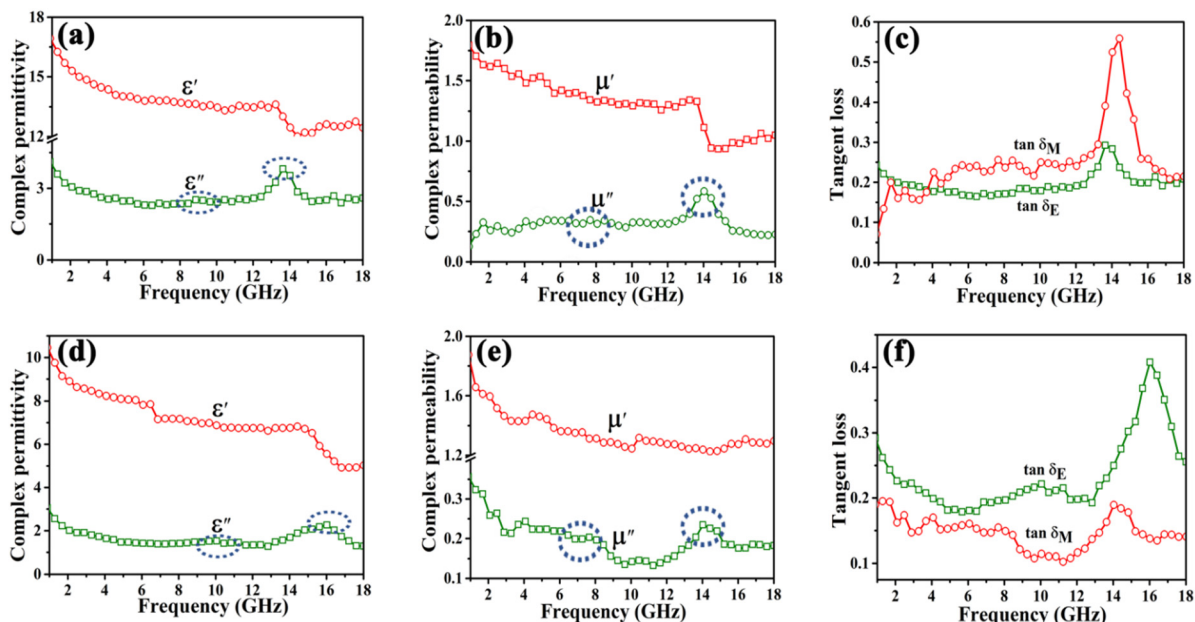
**Fig. S6** SEM images of the  $\alpha$ -Co(OH) $_2$  precursors with PVP addition of (a and b) 0 g, (c) 1 g, and (d) 2.0 g.

In Fig. 2 in the published article, an error occurred when assembling the images: Fig. 2b and e were inadvertently swapped. The accompanying calculations and the following descriptions used the correct data and thus are not affected. The corrected Fig. 2 is shown in this notice.

Related to this, on page 1664 of the pdf, the related text “ $\mu'$  remains almost constant with some fluctuations...” should be replaced with “ $\mu'$  remains almost constant despite fluctuations from 13.6–14.4 GHz...”. In addition, “For sample M $_{30}$ , a sharp decrease of  $\mu'$  in the frequency range of 12–18 GHz occurs while the corresponding  $\mu''$  shows a resonance peak, ...” should be replaced with “For sample M $_{30}$ , a decrease of  $\mu'$  occurs while the  $\mu''$  shows a resonance peak in the frequency range of 12–18 GHz, ...”.

In addition, on page 1665 of the pdf, the sentence “The  $S_{\text{BET}}$  for hierarchical porous Co/C crabapples is 68.4 m $^2$  g $^{-1}$ ” should be corrected to “The  $S_{\text{BET}}$  for hierarchical porous Co/C crabapples is 64.4 m $^2$  g $^{-1}$ ” after rechecking the raw data.

It should be noted that the conclusions of the work are not affected by these corrections. The authors would like to apologize for any inconvenience caused to the readers.



**Fig. 2** Frequency dependence of (a) complex permittivity, (b) complex permeability, (c) tangent loss for sample M $_{50}$ ; frequency dependence of (d) complex permittivity, (e) complex permeability and (f) tangent loss for sample M $_{30}$ .

The Royal Society of Chemistry apologises for these errors and any consequent inconvenience to authors and readers.

