

RSC Advances



This is an *Accepted Manuscript*, which has been through the Royal Society of Chemistry peer review process and has been accepted for publication.

Accepted Manuscripts are published online shortly after acceptance, before technical editing, formatting and proof reading. Using this free service, authors can make their results available to the community, in citable form, before we publish the edited article. This *Accepted Manuscript* will be replaced by the edited, formatted and paginated article as soon as this is available.

You can find more information about *Accepted Manuscripts* in the [Information for Authors](#).

Please note that technical editing may introduce minor changes to the text and/or graphics, which may alter content. The journal's standard [Terms & Conditions](#) and the [Ethical guidelines](#) still apply. In no event shall the Royal Society of Chemistry be held responsible for any errors or omissions in this *Accepted Manuscript* or any consequences arising from the use of any information it contains.

ARTICLE

A simple and sustainable tetrabutylammonium fluoride-catalyzed synthesis of azaarene-substituted 3-hydroxy-2-oxindoles through sp^3 C–H functionalization

Cite this: DOI: 10.1039/x0xx00000x

Received 00th January 2012,
Accepted 00th January 2012

DOI: 10.1039/x0xx00000x

www.rsc.org/

Kumkum Kumari, Bharat Kumar Allam and Krishna Nand Singh*

A green, practical, and metal-free protocol for direct addition of α - and γ -alkylazaarenes to isatins has been developed via sp^3 C–H functionalization in water under controlled microwave. This methodology provides a mild and fast access to biologically important azaarene-substituted 3-hydroxy-2-oxindoles in good to excellent yields.

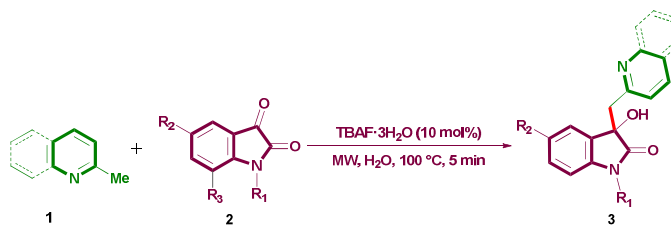
Introduction

The concept of atom economy has driven chemists to develop more efficient and sustainable methodologies for new bond forming reactions. In this perspective, the direct functionalization of C–H bonds in organic compounds has emerged as a powerful and ideal method for the construction of carbon–carbon and carbon–heteroatom bonds.¹ The C–H functionalization logic provides step, atom, and redox economy to advance the organic synthesis.² The Lewis acid catalyzed activation of the sp^3 C–H bond of α -alkylazaarenes has become a focal point of the current research.³ It is well-established that the benzylic C–H bonds of α -alkylpyridines react with electrophiles to form carbon–carbon bonds in nucleophilic fashion.⁴ However, the substrate scope reported so far is limited to highly reactive polar electrophiles.⁵ Despite its synthetic utility, only sporadic examples are reported and the functionalization of the sp^3 C–H bond in α -alkylquinolines remains less investigated.⁶ Isatin as a core structure has inspired the development of useful catalytic strategies to give access to interesting molecular architectures with wide biological activities.⁷ Interest in 3-substituted-3-hydroxy-2-oxindoles has increased rapidly as this core structure is present in a number of potential drug candidates for the treatment of proliferative diseases.⁸ The direct addition of benzylic C–H bonds of α -alkylazaarenes to isatins for the synthesis of azaarene-substituted 3-hydroxy-2-oxindoles represents the most simple and straightforward method to construct such motifs.⁹

Water is the nature's most amazing gift.¹⁰ The use of water as a solvent in organic synthesis is environmentally benign and safe.¹¹ Organocatalysis has emerged and applied rapidly because of its unique advantages.¹² The exploitation of organocatalysts that are compatible in aqueous media will

provide attractive practical applications.¹³ However, the use of water as a solvent is still challenging because of the highly insoluble nature of organic molecules in water and the possible reaction of their functional groups with water. Additionally water may weaken the catalytic activity and stereocontrol through interference of the hydrogen bonds and other polar interactions involving catalysts and substrates. Microwave (MW)-assisted synthesis has enriched the rapidly evolving landscape of C–H bond functionalization,¹⁴ and results in dramatic rate accelerations, enhanced yields, and cleaner reactions. Therefore, from the point of sustainability and green chemistry, the development of new organocatalytic approaches for reactions in water using controlled MW is highly welcome.

Quaternary ammonium salts are readily available phase transfer catalysts.^{15,16} Among them, tetraalkylammonium fluorides have been used as a source of naked fluoride ion.¹⁷ The nucleophilic affinity of fluoride ion enables the generation of nucleophiles through a deprotonation process.¹⁸ Tetrabutylammonium fluoride (TBAF) has been recently explored as a readily available, efficient and water compatible organocatalyst and additive for various organic transformations.¹⁹

Scheme 1. Functionalization of α - and γ -alkyl azaarenes

In light of the above specifics and as a part of our ongoing research interest,²⁰ we report herein the TBAF-catalyzed sp³ C–H functionalization of α/γ -alkylpyridines and α -alkylquinolines in water under controlled MW (Scheme 1). To the best of our knowledge, the findings involve the first time sp³ C–H bond functionalization of α -alkylquinolines for the construction of quinoline-substituted 3-hydroxy-2-oxindoles.

Results and discussion

The optimization of the reaction conditions was carried out by using α -methylquinoline (**1b**) and N-methylisatin (**2a**) as model substrates in the presence of TBAF·3H₂O as a catalyst under various conditions (Table 1). The screening was initiated using 5 mol% of TBAF·3H₂O as a catalyst in pure water at 80 °C, 80 W for 5 min. Gratifyingly, the reaction proceeded to afford selectively the target 3-hydroxy-1-methyl-3-(quinolin-2-ylmethyl)indolin-2-one (**3c**) in 55% isolated yield (entry 1). Increase of the catalyst concentration to 10 mol% delivered the product in 78% yield under the same conditions (entry 2).

Table 1 Evaluation of conditions for the model reaction^a

Entry	Catalyst (mol %)	Solvent	T (°C)	Yield ^b (%) ^b
1.	TBAF·3H ₂ O (5)	H ₂ O	80	55
2.	TBAF·3H ₂ O (10)	H ₂ O	80	78
3.	TBAF·3H ₂ O (10)	H ₂ O	100	90
4.	TBAF·3H ₂ O (15)	H ₂ O	100	89
5.	TBAF·3H ₂ O (10)	H ₂ O	120	85
6.	TBAF·3H ₂ O (10)	–	100	80
7.	TBAF·3H ₂ O (10)	EtOH	100	47
8.	TBAF·3H ₂ O (10)	1,2-dichloroethane	100	39
9.	TBAF·3H ₂ O (10)	1,4-dioxane	100	60
10.	TBAF·3H ₂ O (10)	THF	100	80
11.	TBAF·3H ₂ O (10)	DMSO	100	29
12.	TBAF·3H ₂ O (10)	Toluene	100	20
13.	TBAB (10)	H ₂ O	100	69
14.	TBAI (10)	H ₂ O	100	70
15.	KF (20)	H ₂ O	100	85
16.	[Bmim]BF ₄ (10)	H ₂ O	100	30
17.	–	H ₂ O	100	20 ^c

^aReaction conditions: **1b** (2 mmol), **2a** (2 mmol), 80 W (MW), 5 min;

^bIsolated yield; ^cReaction conducted for 20 min.

In order to further advance the yield, reaction temperature was raised to 100 °C, which provided the optimum yield (90%, entry 3). Further increase in the catalyst concentration, and temperature did not enhance the yield again (entries 4, 5). Various organic solvents like EtOH, 1,2-dichloroethane, 1,4-dioxane, THF, DMSO, and toluene were also probed for their effect on the reaction yield but did not help (entries 7–12). When the reaction was conducted under solvent-free conditions, a decrease in the product yield was noticed probably due to decomposition of the product (entry 6). To ascertain the role of fluoride ion, tetrabutylammonium salts with different counter ions such as bromide and iodide were also checked, but ended with much lower yields (entries 13–14). When potassium fluoride (20 mol%) was applied as a catalyst under the same set of reaction conditions, it gave rise to 85% product yield (entry 15). The use of neutral ionic liquid [Bmim]BF₄ proved rather

less effective to deliver the product (entry 16). A control experiment without using TBAF·3H₂O, however, delivered the product in 20% yield after 20 min (entry 17).

The scope of the optimized procedure was subsequently studied for the reactions of various α/γ -alkylazaarenes with isatins. A number of α/γ -alkylazaarenes viz. α -methylpyridine (**1a**), α -methylquinoline (**1b**), γ -methylpyridine (**1c**), and α,α' -lutidine (**1d**) were successfully activated and made to react with different isatins such as *N*-methylisatin (**2a**), isatin (**2b**), *N*-propargylisatin (**2c**), *N*-allylisatin (**2d**), *N*-benzylisatin (**2e**), *N*-ethylisatin (**2f**), 5-bromoisatin (**2g**), 5,7-dibromoisatin (**2h**), and 5-nitroisatin (**2i**) to provide a diverse range of products **3a–3x** in good to excellent yields (Table 2). All the reactions underwent easily with specific product selectivity. Isatins with different substitution patterns participated well in the reaction to deliver the corresponding products. An increase in the yield was noticed for *N*-substituted isatins in comparison to unsubstituted one. Isatins containing halogen in the aromatic ring also participated well in the reaction. The present catalytic system was also found to be effective in activating the sp³ C–H bond of α -methylquinoline, affording 3-hydroxy-3-(quinolin-2-ylmethyl)indolin-2-ones (**3c–3k**), although the formation of rather bis(quinolin-2-ylmethyl)indolin-2-one is described in the literature.^{9a} No side products were observed under the present conditions. Interestingly in the case of α,α' -lutidine, only one α -methyl group participated in the functionalization and the corresponding products were isolated exclusively. To confirm the effectiveness of catalytic activity of TBAF·3H₂O and to find out the origin of high reaction rates, a model reaction was carried out by using α -methylquinoline (**1b**) and N-methylisatin (**2a**) under conventional heating conditions instead of microwave irradiation using the same set of optimized reaction conditions (10 mol% TBAF·3H₂O, 100 °C, H₂O). To our delight, the reaction went smoothly to deliver the product **3c** in 83% yield within 3 h, which clearly demonstrates the efficient catalytic role of TBAF·3H₂O in this methodology. However, we may not completely rule out the effect of MW irradiation to help further accelerate the reaction. The product structure of a representative product 1-allyl-3-hydroxy-3-(pyridin-4-ylmethyl)-indolin-2-one (**3n**) was conclusively confirmed by its single crystal X-ray determination (Fig. 1).

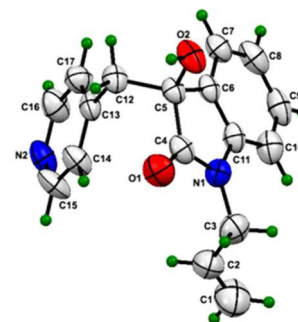
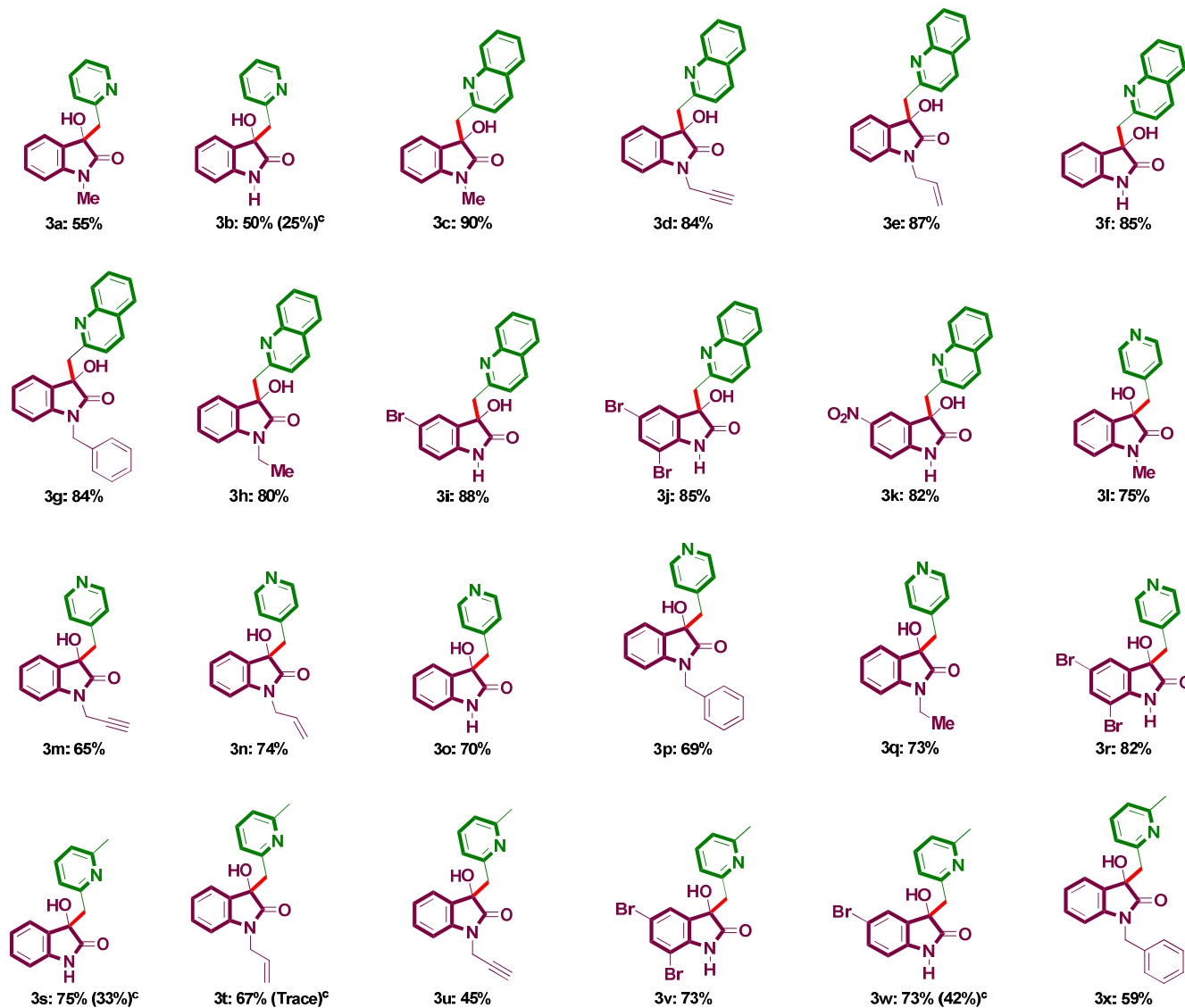


Fig. 1 ORTEP diagram of Product "3n" showing atomic numbering scheme with ellipsoid of 50% probability

Table 2 Substrate scope for the construction of azaarene-substituted 3-hydroxy-2-oxindoles^a

^aReaction conditions: α/γ -Alkylazaarene (2 mmol), isatin (2 mmol), TBAF·3H₂O (10 mol%), MW (80 W), 100 °C, 5 min; ^bIsolated yield; ^cYields without catalyst.

Experimental

General experimental procedure:

In a sealed pressure regulation 10-mL pressurized vial were placed α/γ -alkyl azaarene (2 mmol), TBAF·3H₂O (10 mol%, 0.2 mmol, 62 mg), isatin (2 mmol), H₂O (2 mL), and a teflon coated magnetic stir bar. The vial was closed with a snap on cap, stirred at room temperature for 1 min and then placed into the MW cavity. Microwave irradiation of 80 W at a set temperature of 100 °C was used and the reaction was held under these conditions for 5 min. After completion of the reaction (monitored through TLC), the mixture was cooled to room temperature, poured to a vessel containing distilled water and then extracted with ethyl acetate (2 x 10 mL). The combined organic phase was dried over anhydrous Na₂SO₄,

filtered and concentrated under rotary vacuum evaporator. The resulting crude product was purified using preparative TLC.

Conclusions

In conclusion, the work demonstrates a highly efficient, practical, and environmentally benign approach for the sp³ C–H functionalization of α - and γ -alkyl azaarenes catalyzed by a simple water compatible organocatalyst in aqueous media under controlled MW. This study will open a new organocatalytic way for the functionalization of sp³ C–H bonds. The application of this protocol for the functionalization of α -methyl benzothiazoles and α -methyl-1*H*-benzo[d]imidazoles is presently underway in our laboratory.

Acknowledgements

We acknowledge the financial support received from the Department of Biotechnology (DBT), New Delhi. K. K. and B. K. Allam thank Council of Scientific Industrial Research (CSIR), New Delhi for the award of Senior Research Fellowships.

Notes and references

^a Department of Chemistry, Faculty of Science, Banaras Hindu University, Varanasi 221005, India; Email: knsinghbhu@yahoo.co.in.

† Electronic Supplementary Information (ESI) available: [Detailed experimental procedure and full characterisation data for all the products along with the copies of ¹H and ¹³C spectra are available and CCDC 980602 contains the supplementary crystallographic data of the product **3n**. This data can be obtained free of charge from The Cambridge Crystallographic Data Centre via www.ccdc.cam.ac.uk/data_request/cif]. See DOI: 10.1039/c000000x/

- (a) J. Yamaguchi, A. D. Yamaguchi and K. Itami, *Angew. Chem., Int. Ed.*, 2012, **51**, 8960–9009; (b) T. Newhouse and P. S. Baron, *Angew. Chem., Int. Ed.*, 2011, **50**, 3362–3374; (c) W. R. Gutekunst and P. S. Baran, *Chem. Soc. Rev.*, 2011, **40**, 1976–1991; (d) S.–Y. Zhang, F.–M. Zhang and Y.–Q. Tu, *Chem. Soc. Rev.*, 2011, **40**, 1937–1939; (e) L. McMurray, F. O'Hara and M. J. Gaunt, *Chem. Soc. Rev.*, 2011, **40**, 1885–1898; (f) R. Jazzar, J. Hitce, A. Renaudat, J. Sofack–Kreutzer and O. Baudoin, *Chem. Eur. J.*, 2010, **16**, 2654–2672; (g) T. W. Lyons and M. S. Sanford, *Chem. Rev.*, 2010, **110**, 1147–1169; (h) Y. J. Park, J.–W. Park and C.–H. Jun, *Acc. Chem. Res.*, 2008, **41**, 222–234; (i) G. L. Hamilton and F. D. Toste, *Nature*, 2009, **459**, 917–918; (j) K. Godula and D. Sames, *Science*, 2006, **312**, 67–72.
- (a) J. J. Mousseau and A. B. Charette, *Acc. Chem. Res.*, 2013, **46**, 412–424; (b) B. G. Hashiguchi, S. M. Bischof, M. M. Konnick and R. A. Periana, *Acc. Chem. Res.*, 2012, **45**, 885–898; (c) K. M. Engle, T.–S. Mei, M. Wasa and J.–Q. Yu, *Acc. Chem. Res.*, 2012, **45**, 788–802; (d) J. Wencel–Delord, T. Dröge, F. Liu and F. Glorius, *Chem. Soc. Rev.*, 2011, **40**, 4740–4761.
- (a) B.–T. Guan, B. Wang, M. Nishiura and Z. Hou, *Angew. Chem. Int. Ed.*, 2013, **52**, 4418–4421; (b) A. J. Simpson and H. W. Lam, *Org. Lett.*, 2013, **15**, 2586–2589; (c) Y.–G. Zhang, J.–K. Xu, X.–M. Li and S.–K. Tian, *Eur. J. Org. Chem.*, 2013, **2013**, 3648–3652; (d) J.–j. Jin, D.–c. Wang, H.–y. Niu, S. Wu, G.–r. Qu, Z.–b. Zhang and H.–m. Guo, *Tetrahedron*, 2013, **69**, 6579–6584; (e) B. Qian, L. Yang and H. Huang, *Tetrahedron Lett.*, 2013, **54**, 711–714; (f) S. A. R. Mulla, M. Y. Pathan and S. S. Chavan, *RSC Adv.*, 2013, **3**, 20281–20286; (g) J.–J. Jin, H.–Y. Niu, G.–R. Qu, H.–M. Guo and J. S. Fossey, *RSC Adv.*, 2012, **2**, 5968–5971; (h) B. Qian, D. Shi, L. Yang and H. Huang, *Adv. Synth. Cat.*, 2012, **354**, 2146–2150; (i) S. Duez, A. K. Steib and P. Knochel, *Org. Lett.*, 2012, **14**, 1951–1953; (j) D. Best, S. Kujawa and H. W. Lam, *J. Am. Chem. Soc.*, 2012, **134**, 18193–18196.
- (a) C. A. Ramsden, J. A. Joule, V. V. Zhdankin and A. R. Katritzky, in *Handbook of Heterocyclic Chemistry*, 3rd ed., Elsevier Science & Technology Books, San Diego, 2010; (b) V. Rabe, W. Frey, A. Baro, S. Laschat, M. Bauer, H. Bertagnolli, S. Rajagopalan, T. Asthalter, E. Roduner, H. Dilger, T. Glaser and D. Schnieders, *Eur. J. Inorg. Chem.*, 2009, 4660–4674; (c) E. Klingsberg, in *The Chemistry of Heterocyclic Compounds, Pyridine and Its Derivatives*, Wiley, Hoboken, 2009; (d) H. Kotsuki, Y. Nakagawa, N. Moriya, H. Tateishi, M. Ochi, T. Suzuki and K. Isobe, *Tetrahedron: Asymmetry*, 1995, **6**, 1165–1174; (e) N. A. Bergman and T. Halvarsson, *J. Org. Chem.*, 1989, **54**, 2137–2142.
- (a) Y. Wang, W. Zhao, D. Liu, S. Li, X. Liu, D. Cui and X. Chen, *Organometallics*, 2012, **31**, 4182–4190; (b) R. Niu, J. Xiao, T. Liang and X. Li, *Org. Lett.*, 2012, **14**, 676–679; (c) H. Tsurugi, K. Yamamoto and K. Mashima, *J. Am. Chem. Soc.*, 2011, **133**, 732–735; (d) G. Song, Y. Su, X. Gong, K. Han and X. Li, *Org. Lett.*, 2011, **13**, 1968–1971; (e) B. Qian, P. Xie, Y. Xie and H. Huang, *Org. Lett.*, 2011, **13**, 2580–2583; (f) B. Qian, S. Guo, J. Shao, Q. Zhu, L. Yang, C. Xia and H. Huang, *J. Am. Chem. Soc.*, 2010, **132**, 3650–3651; (g) J. J. Mousseau, A. Larivee and A. B. Charette, *Org. Lett.*, 2008, **10**, 1641–1643; (h) M. L. Hlavinka and J. R. Hagadorn, *Organometallics*, 2007, **26**, 4105–4108; (i) S. Duez, A. K. Steib, S. M. Manolikakes and P. Knochel, *Angew. Chem., Int. Ed.*, 2011, **50**, 7686–7690; (j) F. Sánchez-Sancho and B. Herradón, *Heterocycles*, 2003, **60**, 1843–1854.
- (a) J.–Y. Liu, H.–Y. Niu, S. Wu, G.–R. Qu and H.–M. Guo, *Chem. Commun.*, 2012, **48**, 9723–9725; (b) A. Kumar, L. P. Gupta and M. Kumar, *RSC Adv.*, 2013, **3**, 18771–18774; (c) Y. Obara, S. Ogawa and N. Yamamoto, *J. Org. Chem.*, 2012, **77**, 9429–9433; (d) H. M. Meshram, N. N. Rao, L. C. Rao and N. S. Kumar, *Tetrahedron Lett.*, 2012, **53**, 3963–3966.
- (a) S. Mohammadi, R. Heiran, R. P. Herrera and E. Marqués-López, *ChemCatChem*, 2013, **5**, 2131–2148; (b) G. S. Singh and Z. Y. Desta, *Chem. Rev.*, 2012, **112**, 6104–6155; (c) X.–P. Fu, L. Liu, D. Wang, Y.–J. Chen and C.–J. Li, *Green Chem.*, 2011, **13**, 549–553; (d) C. V. Galliford and K. A. Scheidt, *Angew. Chem., Int. Ed.*, 2007, **46**, 8748–8758; (e) K. C. Nicolaou, S. A. Snyder, N. Giuseppone, X. Huang, M. Bella, M. V. Reddy, P. B. Rao, A. E. Koumbis, P. Giannakakou and A. O'Brate, *J. Am. Chem. Soc.*, 2004, **126**, 10174–10182; (f) K. C. Nicolaou, P. B. Rao, J. Hao, M. V. Reddy, G. Rassias, X. Huang, D. Y.–K. Chen and S. A. Snyder, *Angew. Chem., Int. Ed.*, 2003, **42**, 1753–1758; (g) K. C. Nicolaou, M. Bella, D. Y.–K. Chen, X. Huang, T. Ling and S. A. Snyder, *Angew. Chem., Int. Ed.*, 2002, **41**, 3495–3499.
- (a) S. Peddibhotla, *Curr. Bioactive Compounds*, 2009, **5**, 20–38; (b) C. Marti and E. M. Carreira, *Eur. J. Org. Chem.*, 2003, **2003**, 2209–2219; (c) Y. Koguchi, J. Kohno, M. Nishio, K. Takahashi, T. Okuda, T. Ohnuki and S. Komatsubara, *J. Antibiot.*, 2000, **53**, 105–109.
- (a) R. Niu, J. Xiao, T. Liang and X. Li, *Org. Lett.*, 2012, **14**, 676–679; (b) S. V.N. Vuppalapati and Y. R. Lee, *Tetrahedron*, 2012, **68**, 8286–8292; (c) M. Raghu, M. Rajasekhar, B. C. O. Reddy, C. S. Reddy and B. V. S. Reddy, *Tetrahedron Lett.*, 2013, **54**, 3503–3506.
- (a) R. N. Butler and A. G. Coyne, *Chem. Rev.*, 2010, **110**, 6302–6337; (b) C.–J. Li and B. M. Trost, *Proc. Natl. Acad. Sci.*, 2008, **105**, 13197–13202; (c) C.–J. Li and L. Chen, *Chem. Soc. Rev.*, 2006, **35**, 68–82; (d) J. E. Kljijn and J. B. F. N. Engberts, *Nature*, 2005, **435**, 746–747; (e) C.–J. Li, *Chem. Rev.*, 2005, **105**, 3095–3195; (f) C.–J. Li, *Acc. Chem. Res.*, 2002, **35**, 533–538; (g) A. J. Kirby, *Angew. Chem., Int. Ed.*, 1996, **35**, 706–724.

- 11 (a) C.-J. Li and T. H. Chan, in *Comprehensive Organic Reactions in Aqueous Media*, Wiley, Hoboken, New Jersey, 2007; (b) *Organic Reactions in Water: Principles, Strategies and Applications*, ed. U. M. Lindstrom, Blackwell Publishing, Oxford, 2007; (c) C.-J. Li and T. H. Chan, in *Organic Reactions in Aqueous Media*, Wiley, New York, 1997.
- 12 (a) B. M. Trost and C. S. Brindle, *Chem. Soc. Rev.*, 2010, **39**, 1600–1632; (b) A. Dondoni and A. Massi, *Angew. Chem., Int. Ed.*, 2008, **47**, 4638–4660; (c) P. I. Dalko, in *Enantioselective Organocatalysis*, Wiley-VCH, Weinheim, 2007; (d) D. W. C. MacMillan, *Nature*, 2005, **455**, 304–308; (e) J. Seayad and B. List, *Org. Biomol. Chem.*, 2005, **3**, 719–724.
- 13 Reports on organocatalysis in water: (a) D. K. J. Yeung, T. Gao, J. Huang, S. Sun, H. Guo and J. Wang, *Green Chem.*, 2013, **15**, 2384–2388; (b) F. Zhang, X. Yang, L. Jiang, C. Liang, R. Zhu and H. Li, *Green Chem.*, 2013, **15**, 1665–1672; (c) P. Crisalli and E. T. Kool, *J. Org. Chem.*, 2013, **78**, 1184–1189; (d) S. K. Ghosh, Y. Qiao, B. Ni and A. D. Headley, *Org. Biomol. Chem.*, 2013, **11**, 1801–1804; (e) B. H. Lipshutz and S. Ghorai, *Org. Lett.*, 2012, **14**, 422–425; (f) J. Paradowska, M. Pasternak, B. Gut, B. Gryzlo and J. Mlynarski, *J. Org. Chem.*, 2012, **77**, 173–187; (g) Y. Qiao, J. He, B. Ni and A. D. Headley, *Adv. Synth. Cat.*, 2012, **354**, 2849–2853. (h) S.-e. Syu, T.-T. Kao and W. Lin, *Tetrahedron*, 2010, **66**, 891–897; (i) M. Raj and V. K. Singh, *Chem. Commun.*, 2009, 6687–6703; (j) M. Gruttadauria, F. Giacalone and R. Noto, *Adv. Synth. Cat.*, 2009, **351**, 33–57; (k) D. G. Blackmond, A. Armstrong, V. Coombe and A. Wells, *Angew. Chem., Int. Ed.*, 2007, **46**, 3798–3800.
- 14 MW assisted C–H activations: (a) A. Sharama, D. Vacchani and E. V. Der Eycken, *Chem. Eur. J.*, 2013, **19**, 1158–1168; (b) J. Wencel-Delord, C. Nimphius, F. W. Patureau and F. Glorius, *Chem. Asian. J.*, 2012, **7**, 1208–1212; (c) K. L. Tan, A. Vasudevan, R. G. Bergman, J. A. Ellman and A. J. Souers, *Org. Lett.*, 2003, **5**, 2131–2134.
- 15 (a) J. E. Hein, J. Burés, Y.-H. Lam, M. Hughes, K. N. Houk, A. Armstrong and D. G. Blackmond, *Org. Lett.*, 2011, **13**, 5644–5647; (b) T. Werner, *Adv. Synth. Cat.*, 2009, **351**, 1469–1481; (c) M. Lu, D. Zhu, Y. Lu, Y. Hou, B. Tan and G. Zhong, *Angew. Chem., Int. Ed.*, 2008, **47**, 10187–10191; (d) H. Zhao, B. Qin, Z. Liu and Z. Feng, *Tetrahedron*, 2007, **63**, 6822–6826; (e) J. L. Garcia Ruano, M. Topp, J. López-Cantarero, J. Alemán, M. J. Remuiñán and M. B. Cid, *Org. Lett.*, 2005, **7**, 4407–4410; (f) E. J. Corey and F. Y. Zhang, *Angew. Chem. Int. Ed.*, 1999, **38**, 1931–1933; (g) C. M. Starks, *J. Am. Chem. Soc.*, 1971, **93**, 195–199.
- 16 (a) J. Novacek and M. Vaser, *Eur. J. Org. Chem.*, 2013, 637–648; (b) D. Enders and T. V. Nguyen, *Org. Biomol. Chem.*, 2012, **10**, 5327–5331; (c) T. Hashimoto and K. Maruoka, *Chem. Rev.*, 2007, **107**, 5656–5682; (d) A. G. Doyle and E. N. Jacobsen, *Chem. Rev.*, 2007, **107**, 5713–5743; (e) M. J. O'Donnell, *Acc. Chem. Res.*, 2004, **37**, 506–517.
- 17 T. Ooi and K. Maruoka, *Acc. Chem. Res.*, 2004, **37**, 526–533.
- 18 J. H. Clark, *Chem. Rev.*, 1980, **80**, 429–452.
- 19 (a) N. Singh, B. K. Allam, D. S. Raghuvanshi and K. N. Singh, *Adv. Synth. Cat.*, 2013, **355**, 1840–1848; (b) W. Chen, P. Li, T. Miao, L.-G. Meng and L. Wang, *Org. Biomol. Chem.*, 2013, **11**, 420–424; (c) J. Liu, N. Zhang, Y. Yue, D. Wang, Y. Zhang, X. Zhang and K. Zhuo, *RSC Adv.*, 2013, **3**, 3865–3868; (d) C. Bornschein, S. Werkmeister, K. Junge and M. Beller, *New. J. Chem.*, 2013, **37**, 2061–2065; (e) J. M. W. Chan, H. Sardon, A. C. Engler, J. M. Garcia and J. L. Hedrick, *ACS Macro Lett.*, 2013, **2**, 860–864; (f) M. Revés, A. Lledó, Y. Ji, E. Blasi, A. Riera and X. Verdaguer, *Org. Lett.*, 2012, **14**, 3534–3537. (g) W. Wei, Y. Wang, J. Yin, J. Xue and Y. Li, *Org. Lett.*, 2012, **14**, 1158–1161; (h) Y. Zafrani, L. Yehezkel, M. Goldvaser, D. Marciano, D. Waysbort, E. Gershonov and I. Columbus, *Org. Biomol. Chem.*, 2011, **9**, 8445–8451; (i) D. W. Kim, H.-J. Jeong, S. T. Lim and M.-H. Sohn, *Angew. Chem. Int. Ed.*, 2008, **47**, 8404–8406.
- 20 (a) T. Guntreddi, B. K. Allam and K. N. Singh, *RSC Adv.*, 2013, **3**, 9875–9880; (b) R. Vanjari, B. K. Allam and K. N. Singh, *RSC Adv.*, 2013, **3**, 1691–1694; (c) R. Singh, B. K. Allam, D. S. Raghuvanshi and K. N. Singh, *Tetrahedron*, 2013, **69**, 1038–1042; (d) R. Singh, D. S. Raghuvanshi and K. N. Singh, *Org. Lett.*, 2013, **15**, 4202–4205; (e) R. Vanjari, T. Guntreddi and K. N. Singh, *Org. Lett.*, 2013, **15**, 4908–4911; (f) D. S. Raghuvanshi, A. K. Gupta and K. N. Singh, *Org. Lett.*, 2012, **14**, 4326–4329; (g) B. K. Allam, *Synlett*, 2013, **24**, 2327–2328.

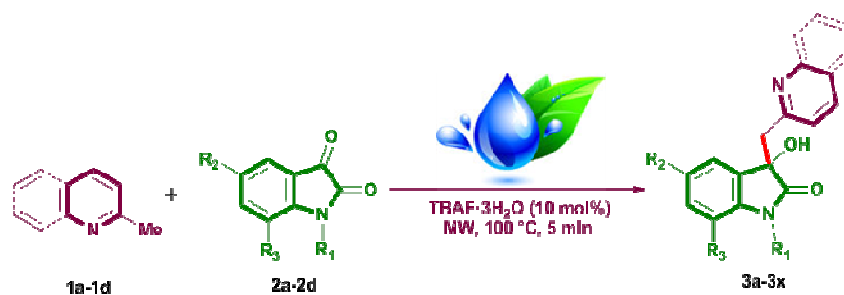
RSC Author Templates - Graphical Abstract

A simple and sustainable tetrabutylammonium fluoride (TBAF)-catalyzed synthesis of azaarene-substituted 3-hydroxy-2-oxindoles through sp^3 C-H functionalization†

Kumkum Kumari, Bharat Kumar Allam and Krishna Nand Singh*

Department of Chemistry, Centre of Advanced Study, Faculty of Science, Banaras Hindu University, Varanasi, India 221005

A green, practical, and metal-free protocol for direct addition of α - and γ -alkylazaarenes to isatins has been developed via sp^3 C-H functionalization in water under controlled microwave. This methodology provides a mild and fast access to biologically important azaarene-substituted 3-hydroxy-2-oxindoles in good to excellent yields.



- * First Fluoride Assisted C-H Activation
- * Highly Controlled Selectivity
- * Excellent Catalyst Compatibility With Water
- * Easy Product Separation
- * Yield Up To 90%