

ChemComm

Accepted Manuscript



This is an *Accepted Manuscript*, which has been through the Royal Society of Chemistry peer review process and has been accepted for publication.

Accepted Manuscripts are published online shortly after acceptance, before technical editing, formatting and proof reading. Using this free service, authors can make their results available to the community, in citable form, before we publish the edited article. We will replace this *Accepted Manuscript* with the edited and formatted *Advance Article* as soon as it is available.

You can find more information about *Accepted Manuscripts* in the [Information for Authors](#).

Please note that technical editing may introduce minor changes to the text and/or graphics, which may alter content. The journal's standard [Terms & Conditions](#) and the [Ethical guidelines](#) still apply. In no event shall the Royal Society of Chemistry be held responsible for any errors or omissions in this *Accepted Manuscript* or any consequences arising from the use of any information it contains.

COMMUNICATION

Selective P₄ activation by an organometallic nickel(I) radical: Formation of a dinuclear nickel(II) tetraphosphide and related di- and trichalcogenides

Cite this: DOI: 10.1039/x0xx00000x

Received 00th January 2012,
Accepted 00th January 2012Stefan Pelties,^a Dirk Herrmann,^a Bas de Bruin,^b František Hartl^c and Robert Wolf^{*a}

DOI: 10.1039/x0xx00000x

www.rsc.org/

Dedicated to the memory of Prof. Michael F. Lappert

The reaction of the 17e nickel(I) radical [CpNi(IDipp)] (1, IDipp = 1,3-bis(2,6-diisopropylphenyl)imidazolin-2-ylidene) with P₄ results in a nickel tetraphosphide [(CpNi(IDipp))₂(μ-η¹:η¹-P₄)] with a butterfly-P₄²⁻ ligand; related chalcogenides [(CpNi(IDipp))₂(μ-E₂)] (E = S, Se, Te) and [(CpNi(IDipp))₂(μ-E₃)] (E = S, Se) are formed with S₈, Se_∞ and Te_∞.

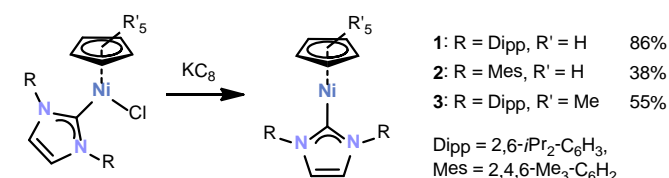
The P₄ molecule is the most reactive allotrope of phosphorus; its activation and transformation by transition metal compounds has attracted substantial interest over the years.¹ While many low-valent metal complexes, e.g. transition metal carbonyls or anionic metalates, react with P₄, it is still challenging to design highly selective transformations.^{2,3}

White phosphorus is able to efficiently trap organic and main group element radicals.⁴ Therefore, one potential solution to the selectivity issue is to use a radical pathway in transition metal-mediated P₄ transformations. While 2nd and 3rd row metalloradicals are well-established,⁵ nickel(I) radicals have attracted significant attention recently.^{6,7} Importantly, Drieß et al. have shown that reactions of β-diketiminato nickel(I) complexes with P₄ yield dinuclear complexes [(L^RNi)₂(μ-η³:η³-P₄)] (L^R = HC[CMen(2,6-R₂C₆H₃)₂] with R = Et, *i*Pr).⁸ The P–P bond activation in the doubly η³-coordinated ligand is reversible and occurs without the reduction of P₄ to formally P₄²⁻.

We have been interested in designing new reactive nickel(I) radicals for element-element bond activations. We now report the synthesis of complexes **1–3**[†] featuring an NHC and a cyclopentadienyl ligand, and an initial reactivity study of complex **1** with P₄ and related small molecules.

Complexes **1–3** are accessible according to Scheme 1 by the reduction of the appropriate nickel(II) halides with KC₈ in THF. ‡ ¹H NMR monitoring shows that **1–3** are formed very selectively; they can be isolated as yellow crystalline solids in modest to high yields. Single X-ray structure analyses§ revealed that the nickel centre is surrounded by the carbene carbon and one η⁵-coordinated Cp or Cp* moiety. No further significant interactions between nickel and the diisopropylphenyl groups are apparent. Nonetheless, the cyclopentadienyl ligand is tilted with respect to the nickel carbene bond with an angle C_{carbene}–Ni–(C₅R₅)_{centroid} of 154.3(1)° for **1**, 151.9(1)° for **2** and 164.6(1)° for **3**. †

Cyclic voltammograms show one electrochemically quasi-reversible wave at E_{1/2} = –1.02 and –1.06 V vs. Fc/Fc⁺ for Cp-substituted **1** and **2** and a reversible wave at –1.18 V vs. Fc/Fc⁺ for the Cp* complex **3**. § UV/vis-spectroelectrochemistry (see Figure 1 for **1**) confirms that these processes correspond to chemically reversible oxidations of neutral **1–3** to stable cationic nickel(II) complexes, which probably bind THF in the case of **1** and **2**. Indeed, the preparative oxidation of **1** with [Cp₂Fe]PF₆ affords the THF adduct [(C₅H₅)Ni(IDipp)(THF)]PF₆ (**1-THF**). †§



Scheme 1 Synthesis of nickel(I) complexes **1–3**.

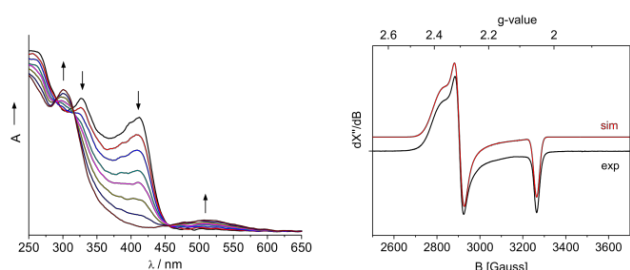


Figure 1 Left: UV/Vis monitoring of the oxidation of **1** performed at -0.83 V vs. Fc/Fc^+ within an OTTLE cell equipped with a Pt minigrad working electrode, THF/TBAH under Ar, 293 K. Right: Experimental and simulated X-band EPR spectrum of **1** in frozen THF. Freq. 9.3646 GHz, 0.063 mW, 20 K, mod. 4 Gauss; g-tensor parameters obtained from simulations and DFT calculations (b3-lyp, def2-TZVP) are: $g_{11} = 2.377$ (2.220), $g_{22} = 2.306$ (2.187), $g_{33} = 2.050$ (2.078) (DFT-calculated values in parentheses)

Complexes **1–3** show identical magnetic moments of 2.3(1), 2.3(1), and 2.2(1) μ_B in $[\text{D}_8]\text{THF}$, which indicate the presence of one unpaired electron per molecule. The EPR spectrum of **1** is characteristic for an $S = 1/2$ system and reveals a rhombic g-tensor with significant deviations from g_e pointing to metallo-radical character. DFT calculated g_{11} and g_{22} values are somewhat smaller than the experimental ones, but show a similar rhombicity (Figure 1).

Initial reactivity studies of **1** established its behavior as a typical metal-centered radical. The reactions of phenyl disulfide and TEMPO with **1** in THF afforded the known thiolate $[(\text{C}_5\text{H}_5)\text{Ni}(\text{SPh})(\text{IDipp})]$ (**4**)⁹ and the new TEMPO adduct **5** in quantitative yield (Figure 2). The molecular structure of **5** shows a side-on η^2 -coordinated TEMPO ligand and an η^1 -coordinated Cp ligand at the distorted square planar nickel(II) atom. The structural parameters agree with presence of a formally anionic TEMPO⁻ ligand.¹⁰ A sharp ¹H NMR singlet at 5.93 ppm is observed for the Cp moiety even at -90 °C presumably due to rapid haptotropic migration.

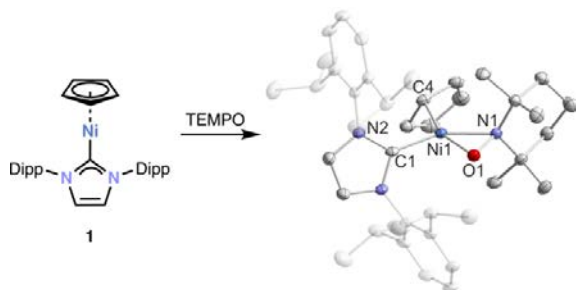


Figure 2 Reaction of **1** with TEMPO and solid-state molecular structure of $[(\text{C}_5\text{H}_5)\text{Ni}(\text{TEMPO})(\text{IDipp})]$ (**5**). The hydrogen atoms are omitted for clarity. Thermal ellipsoids are drawn at 40% level. Selected bond lengths [Å] and angles [°]: Ni1-O1 1.8408(14), Ni1-N1 1.9581(16), N1-O1 1.3989(20), Ni1-C1 1.8824(19), Ni1-C4 2.034(2), C1-Ni1-O1 104.50(7), O1-Ni1-N1 43.07(6), C1-Ni1-C4 97.104(4), N1-Ni1-C4 115.325(2).

We next investigated the reactivity of **1** with the heavier chalcogens. The reaction with $1/8$ S_8 gave the blue disulfide **6-S** and the purple trisulfide **7-S** (Figure 2) in a 7:3 ratio according

to ¹H NMR analysis. **6-S** is soluble in *n*-hexane and diethyl ether and can thus be separated from **7-S** by extraction and subsequent crystallization. Disulfide-bridged dinuclear complexes with an M-S-S-M motif are well-known,¹¹ while complexes with an unsupported $\mu\text{-S}_3^{2-}$ bridge are still rather scarce.^{11a,b,12} The structure of **7-S** shows a similar S1-S2-S3 angle and S-S bond lengths as the structure of $[(\text{C}_5\text{H}_5)\text{Fe}(\text{CO})_2]_2(\mu\text{-S}_3)$.^{11a} Diselenide **6-Se** (31% isolated) is the major reaction product of **1** with one equivalent of elemental selenium. A ¹H NMR spectrum of the reaction mixture (THF, room temperature) shows that **6-Se** is formed in more than 80% yield whereas the triselenide **7-Se** is a minor by-product. Ditelluride **6-Te** was the only product to be detected after stirring **1** with one equivalent of grey tellurium for seven days. It was isolated as a dark brown crystalline solid in 31% yield. The molecular structures of **6-Se**, **6-Te** and **7-Se** are analogous to the corresponding sulfides **6-S** and **7-S**.§

Considering that a mixture of at least two products is formed with sulfur and selenium, it was gratifying to discover that complex **1** reacts with P_4 in a highly selective fashion in THF at room temperature, giving tetraphosphide **8** as the sole product. The reaction is instantaneous, and compound **8** can be isolated as an analytically pure, dark purple powder in quantitative yield simply by removing the solvent. Its molecular structure (Figure 3) shows an *exo/exo* configuration for the two $[(\text{C}_5\text{H}_5)\text{Ni}(\text{IDipp})]$ units. The P–P bond lengths (2.2111(7)–2.2334(7) Å) are very similar to those in P_4 (P–P 2.21 Å). The ³¹P{¹H} NMR spectrum shows two triplets at $\delta = -307.4$ and -45.8 ppm with $^1J_{\text{P-P}} = -190.5$ Hz. These values are similar to those of $[(\text{Cp}^R\text{Fe}(\text{CO})_2)_2(\mu\text{-}\eta^1\text{:}\eta^1\text{-P}_4)]$ ($\text{Cp}^R = \text{C}_5\text{H}_3\text{-1,3-}i\text{Bu}_2$, $\text{C}_5\text{H}_2\text{-1,2,4-}i\text{Bu}_3$, $\text{C}_5\text{H-}i\text{Pr}_4$, C_5Me_5) and $[(\text{Cp}^*\text{Cr}(\text{CO})_3)_2(\mu\text{-}\eta^1\text{:}\eta^1\text{-P}_4)]$, which also display a tetraphospho-[1.1.0]bicyclobutane framework.¹³

In conclusion, we have prepared rare mononuclear cyclopentadienyl nickel(I) complexes **1–3** with significant metalloradical character.^{6,7} This feature was successfully utilized for the high-yield synthesis of the novel tetraphosphido complex $[(\text{C}_5\text{H}_5)\text{Ni}(\text{IDipp})]_2(\mu\text{-}\eta^1\text{:}\eta^1\text{-P}_4)$ (**8**), which features an uncommon $\mu\text{-}\eta^1\text{:}\eta^1$ -bridging P_4^{2-} ligand.¹⁴ Further reactivity studies of **1–3** and **8** are in progress; the results will be reported in due course.

We thank Christian Hoidn and Christian Preischi for preparing **1–3** as part of their BSc projects. Financial support by the DFG and NWO (NWO-VICI 016.122.613) is gratefully acknowledged.

Notes and references

^a University of Regensburg, Institute of Inorganic Chemistry, 93040 Regensburg. ^b University of Amsterdam, Van 't Hoff Institute for Molecular Sciences, Science Park 904, 1098 XH Amsterdam, The Netherlands. ^c University of Reading, Department of Chemistry, Whiteknights, Reading, RG6 6AD, United Kingdom.

† During the preparation of this manuscript, Hazari et al. reported the synthesis and characterization of **1**, **1-THF** and closely related mono- and dinuclear species by a different synthetic route.⁷ Based on DFT calculations, the bending of the $\text{C}_{\text{carbene}}\text{-Ni-(C}_5\text{H}_5)_{\text{centroid}}$ angle in the structure of **1** was attributed to the asymmetric spin density distribution.

‡ The hydride complex $[(\text{C}_5\text{H}_5)\text{NiH}(\text{IDipp})]$ (**1-H**) was identified as a

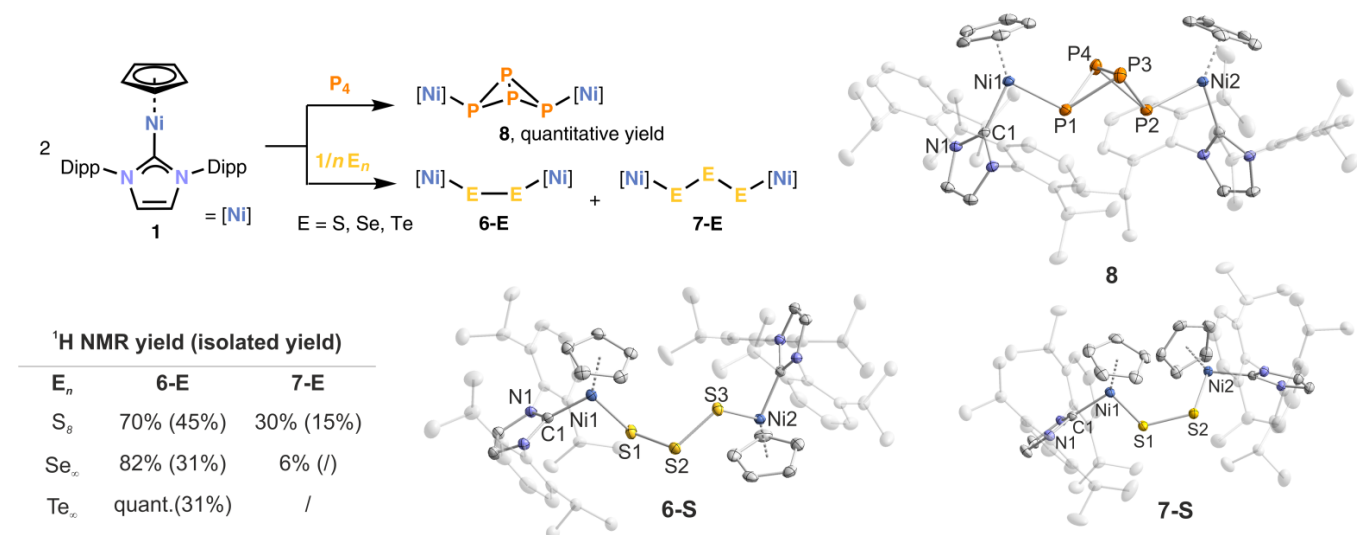


Figure 3 Left: Reactions of **1** with P₄, S₈, Se₈ and Te₈. Right: Solid-state molecular structures of the products **6-S**, **7-S** and **8**. The hydrogen atoms are omitted for clarity. Thermal ellipsoids are drawn at 40% level. Selected bond lengths [Å] and angles [°]: **6-S**: Ni1-S1/Ni2-S2 2.1800(1)/2.1797(1), S1-S2 2.0476(1), Ni1-S1-S2-Ni2 78.601(5), **7-S**: Ni1-S1/Ni2-S3 2.1936(6)/2.1748(5), S1-S2/S2-S3 2.0561(7)/2.0522(7), S1-S2-S3 111.58(3), **8**: Ni1-P1/Ni2-P2 2.2107(6)/2.2103(6), P1-P3/P4 2.2334(7)/2.2111(7), P3-P4 2.1649(7), P1-P2 2.8897(8).

minor by-product (<5%) of the synthesis of **1**. Compound **1-H** was prepared independently and features a distinct molecular structure from **1**; see the ESI for details.

§ See the electronic supplementary information for details. Electronic Supplementary Information (ESI) available: full experimental details, electrochemical, EPR and crystallographic data. See DOI: 10.1039/c000000x/

- a) B. M. Cossairt, N. A. Piro and C. C. Cummins, *Chem. Rev.*, 2010, **110**, 4164; b) M. Caporali, L. Gonsalvi, A. Rossin and M. Peruzzini, *Chem. Rev.*, 2010, **110**, 4178; c) M. Scheer, G. Balázs and A. Seitz, *Chem. Rev.*, 2010, **110**, 4236.
- a) G. L. Simon and L. F. Dahl, *J. Am. Chem. Soc.*, 1973, **95**, 2175; b) O. J. Scherer, H. Sitzmann and G. Wolmershäuser, *Angew. Chem. Int. Ed. Engl.*, 1985, **24**, 351; c) O. J. Scherer and T. Brück, *Angew. Chem. Int. Ed. Engl.*, 1987, **26**, 59; d) O. J. Scherer, M. Swarowsky, H. Swarowsky and G. Wolmershäuser, *Angew. Chem. Int. Ed. Engl.*, 1988, **27**, 694; e) M. Scheer and U. Becker, *Chem. Ber.*, 1996, **129**, 1307.
- a) E. Urnežius, W. W. Brennessel, C. J. Cramer, J. E. Ellis and P. von R. Schleyer, *Science*, 2002, **295**, 832; b) E.-M. Schnöckelborg, J. J. Weigand and R. Wolf, *Angew. Chem. Int. Ed.*, 2011, **50**, 6657.
- a) D. H. R. Barton and J. Zhu, *J. Am. Chem. Soc.*, 1993, **115**, 2071; b) D. H. Barton and R. A. Vonder Embse, *Tetrahedron*, 1998, **54**, 12475; c) S. L. Hinchley, C. A. Morrison, D. W. H. Rankin, C. L. B. Macdonald, R. J. Wiacek, A. Voigt, A. H. Cowley, M. F. Lappert, G. Gundersen, J. A. C. Clyburne and P. P. Power, *J. Am. Chem. Soc.*, 2001, **123**, 9045; d) N. A. Giffin, A. D. Hendsbee, T. L. Roemmele, M. D. Lumsden, C. C. Pye and J. D. Masuda, *Inorg. Chem.*, 2012, **51**, 11837.
- B. De Bruin, D. G. H. Hetterscheid, A. J. J. Koekkoek and H. Grützmacher, *Progr. Inorg. Chem.* 2007, 247.
- a) P. L. Holland, T. R. Cundari, L. L. Perez, N. A. Eckert and R. J. Lachicotte, *J. Am. Chem. Soc.*, 2002, **124**, 14416; b) N. A. Eckert, A. Dinescu, T. R. Cundari and P. L. Holland, *Inorg. Chem.*, 2005, **44**, 7702; c) B. R. Dible, M. S. Sigman and A. M. Arif, *Inorg. Chem.*, 2005, **44**, 3774; d) C. A. Laskowski and G. L. Hillhouse, *J. Am. Chem. Soc.*, 2008, **130**, 13846-13847; e) S. Yao, Y. Xiong, C. Milsman, E. Bill, S. Pfirrmann, C. Limberg and M. Driess, *Chem. Eur. J.*, 2010, **16**, 436; f) C. J. E. Davies, M. J. Page, C. E. Ellul, M. F. Mahon and M. K. Whittlesey, *Chem. Commun.*, 2010, **46**, 5151; g) M. Vogt, B. de Bruin, H. Berke, M. Trincado, H. Grützmacher, *Chem. Sci.*, 2011, **2**, 723. h) K. Zhang, M. Conda-Sheridan, S. R. Cooke and J. Louie, *Organometallics*, 2011, **30**, 2546; i) S. Nagao, T. Matsumoto, Y. Koga and K. Matsubara, *Chem. Lett.*, 2011, **40**, 1036; j) C. A. Laskowski, D. J. Bungum, S. M. Baldwin,

- S. A. Del Ciello, V. M. Iluc, and G. L. Hillhouse, *J. Am. Chem. Soc.*, 2013, **135**, 18272; k) M. J. Page, W. Y. Lu, R. C. Poulten, E. Carter, A. G. Algarra, B. M. Kariuki, S. A. Macgregor, M. F. Mahon, K. J. Cavell, D. M. Murphy and M. K. Whittlesey, *Chem. Eur. J.*, 2013, **19**, 2158; l) R. C. Poulten, M. J. Page, A. G. Algarra, J. J. Le Roy, I. López, E. Carter, A. Llobet, S. A. Macgregor, M. F. Mahon, D. M. Murphy, M. Murugesu and M. K. Whittlesey, *J. Am. Chem. Soc.*, 2013, **135**, 13640.
- J. Wu, A. Nova, D. Balcells, G. W. Brudvig, W. Dai, M. L. M. Guard, N. Hazari, P.-H. Lin, R. Pokhrel and M. K. Takase, *Chem. – Eur. J.*, 2014, **18**, 5327.
- S. Yao, Y. Xiong, C. Milsman, E. Bill, S. Pfirrmann, C. Limberg and M. Driess, *Chem. Eur. J.*, 2010, **16**, 436.
- D. A. Malyshev, N. M. Scott, N. Marion, E. D. Stevens, V. P. Ananikov, I. P. Beletskaya and S. P. Nolan, *Organometallics*, 2006, **25**, 446.
- a) M. H. Dickman and R. J. Doedens, *Inorg. Chem.*, 1982, **21**, 682; b) M. K. Mahanthappa, K.-W. Huang, A. P. Cole and R. M. Waymouth, *Chem. Commun.*, 2002, 502; c) D. Isrow and B. Captain, *Inorg. Chem.*, 2011, **50**, 5864. d) D. G. H. Hetterscheid, J. Kaiser, E. Reijerse, T. P. J. Peters, S. Thewissen, A. N. J. Blok, J. M. M. Smits, R. de Gelder and B. de Bruin, *J. Am. Chem. Soc.*, 2005, **127**, 1895.
- Selected examples: a) M. A. El-Hinnawi, A. A. Aruffo, B. D. Santarsiero, D. R. McAlister and V. Schomaker, *Inorg. Chem.*, 1983, **22**, 1585; b) N. Zhu, S. Du, X. Wu and J. Lu, *Angew. Chem. Int. Ed. Engl.*, 1992, **31**, 87; d) M. Emirdag-Eanes and J. A. Ibers, *Inorg. Chem.*, 2001, **40**, 6910; e) J. T. York, E. C. Brown and W. B. Tolman, *Angew. Chem. Int. Ed.*, 2005, **44**, 7745; f) J. Hu, G. Liu, Q. Jiang, R. Zhang, W. Huang and H. Yan, *Inorg. Chem.*, 2010, **49**, 11199; g) L.-P. Wei, Z.-G. Ren, L.-W. Zhu, W.-Y. Yan, S. Sun, H.-F. Wang, J.-P. Lang and Z.-R. Sun, *Inorg. Chem.*, 2011, **50**, 4493; h) E. M. Matson, M. D. Goshert, J. J. Kiernicki, B. S. Newell, P. E. Fanwick, M. P. Shores, J. R. Walensky and S. C. Bart, *Chem. Eur. J.*, 2013, **19**, 16167; i) J. Wallick, C. G. Riordan and G. P. A. Yap, *J. Am. Chem. Soc.*, 2013, **135**, 14972.
- a) R. Steudel, M. Kustos and A. Prenzel, *Z. Naturforschung B; Chem. Sci.*, 1997, 79–82; b) E. Galardon, H. Daguet, P. Deschamps, P. Roussel, A. Tomas and I. Artaud, *Dalton Trans.*, 2013, **42**, 2817.
- a) L. Weber and U. Sonnenberg, *Chem. Ber.*, 1991, **124**, 725; b) P. Jutzi and S. Opiela, *J. Organomet. Chem.*, 1992, **431**, C29; c) O. J. Scherer, G. Schwarz and G. Wolmershäuser, *Z. Anorg. Allg. Chem.*, 1996, **622**, 95; d) O. J. Scherer, T. Hilt, and G. Wolmershäuser, *Organometallics*, 1998, **17**, 4110; e) C. Schwarzmaier, PhD thesis, University of Regensburg, 2012.
- For related work on P₄ activation by Ni⁰ complexes, see: B. Zarzycki, T. Zell, D. Schmidt and U. Radius, *Eur. J. Inorg. Chem.*, 2013, 2051, and literature cited therein.

