



**Sulfonyl chlorides as an efficient tool for the postsynthetic modification of Cr-MIL-101-SO<sub>3</sub>H and CAU-1-NH<sub>2</sub>**

Journal:	<i>ChemComm</i>
Manuscript ID:	CC-COM-05-2014-003746.R1
Article Type:	Communication
Date Submitted by the Author:	16-Jun-2014
Complete List of Authors:	Klinkebiel, Arne; Christian-Albrechts-Universität zu Kiel, Otto-Diels-Institut für Organische Chemie Reimer, Nele; Christian-Albrechts-Universität zu Kiel, Institut für Anorganische Chemie Lammert, Martin; Christian-Albrechts-Universität zu Kiel, Institut für Anorganische Chemie Stock, Norbert; Christian-Albrechts-Universität zu Kiel, Institut für Anorganische Chemie Luening, Ulrich; Christian-Albrechts-Universität zu Kiel, Otto-Diels-Institut für Organische Chemie

## COMMUNICATION

## Sulfonyl chlorides as an efficient tool for the postsynthetic modification of Cr-MIL-101-SO<sub>3</sub>H and CAU-1-NH<sub>2</sub>

Cite this: DOI: 10.1039/x0xx00000x

Received 00th January 2012,  
Accepted 00th January 2012

DOI: 10.1039/x0xx00000x

www.rsc.org/

Arne Klinkebiel,<sup>a</sup> Nele Reimer,<sup>b</sup> Martin Lammert,<sup>b</sup> Norbert Stock<sup>b</sup> and Ulrich Lüning<sup>a</sup>

**Postsynthetic modification can be used to introduce sulfonamide functionalities into MOF frameworks. Using sulfonyl chlorides as reactive intermediates, Cr-MIL-SO<sub>3</sub>H and CAU-1-NH<sub>2</sub> have been further functionalized to give hitherto unknown functionalized MOFs in which a sulfonamide group is bound to the framework either by its N or its S atom.**

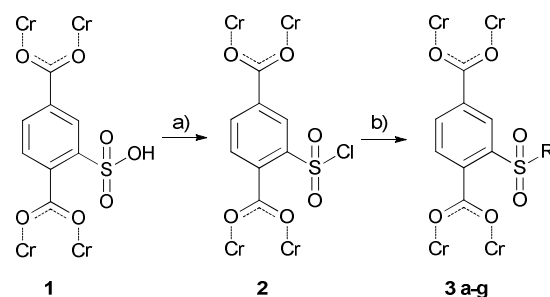
Among the classes of porous materials, metal-organic frameworks (MOFs) or porous coordination polymers (PCPs) represent a highly versatile group of compounds.<sup>1</sup> By varying the nature of the organic linker as well as the coordination environment of the constituting metal ions, these materials offer numerous opportunities to vary physical and chemical properties of the pore surface. They are promising materials for applications such as gas adsorption, separation, catalysis, chemical sensing, drug delivery.<sup>2</sup> Variation of the functionality of the organic linker molecules can be achieved by postsynthetic modification.<sup>3</sup> The introduction of already functionalized linkers is limited, due to the possible interference of the functional groups in the formation of the desired framework or their incompatibility with the reaction conditions. Nevertheless, numerous presynthetically modified MOFs have been described (e.g. amino<sup>4</sup>, hydroxyl<sup>5</sup>, formyl<sup>6</sup>, alkyne<sup>7</sup> and azide<sup>8</sup> containing structures). From these functionalized MOFs, postsynthetic modification opens a wide field of different derivatives like amides<sup>4f,9</sup>, imines<sup>10</sup>, ureas and triazoles<sup>7,8,11</sup>. To expand the available synthetic opportunities, it is of great importance to develop new synthetic strategies and methods for modifying functional groups which have not been successfully functionalized further until now. The synthesis of acid containing frameworks for example, in which the acid is not participating in the formation of the network, is difficult and therefore reports on postsynthetic modifications are rare.<sup>12</sup>

The class of sulfonamides, which is well-known for its antibacterial effects acting as antimetabolites<sup>13</sup> or their catalytical properties<sup>14</sup>, can be synthesized from sulfonic acids and amines. The chemical and electronical properties of the sulfonamide group are of great importance. Due to the strong electron-withdrawing effect of the the sulfonyl group, the amide proton is

acidic. Compared to carbonamides, a sulfonamide is more stable under basic aqueous conditions and the hydrogen-bond strength is enhanced.<sup>15</sup>

Here we show that the class of sulfonamides is accessible by tandem post-modification of the Cr-MIL-101-SO<sub>3</sub>H using the corresponding sulfonyl chloride as a reactive intermediate. Extending our concept by treating an amino-containing network like CAU-1-NH<sub>2</sub><sup>4f</sup> with sulfonyl chlorides, it is possible to synthesize MOFs with a reversed orientation of the sulfonamide functionality as well.

The MIL-101 framework which is composed of chromium(III), 2-sulfoterephthalate and 2-sulfonate-terephthalate anions reported by KITAGAWA and co-workers<sup>16</sup> is one of a few existing MOFs<sup>17</sup> containing a non-coordinating sulfonic acid. To the best of our knowledge, there has been no postsynthetic modification of this group described until now. We modified it to different *N*-alkyl and *N*-aryl substituted sulfonamides (**3a-f**) as well as an *N*-pyridine substituted one (**3g**) (Scheme 1).

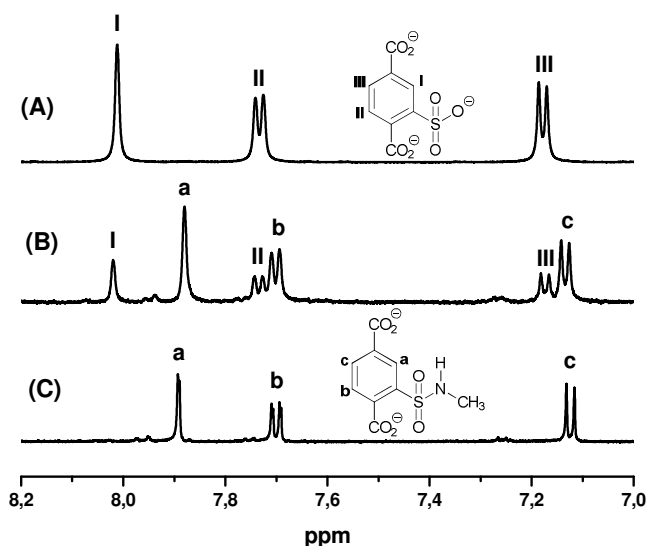


- a R = -NHMe (~ 70 %) e R = -NHPh (~ 60 %)  
 b R = -NHEt (~ 65 %) f R = -NH*n*Bn (~ 50 %)  
 c R = -NHPr (~ 65 %) g R = -NHPy (~ 45 %)  
 d R = -NMe<sub>2</sub> (~ 60 %)

**Scheme 1** Two-step postsynthetic modification of Cr-MIL-101-SO<sub>3</sub>H (**1**) via sulfonyl chloride **2** to produce sulfonamides **3a-g**. a) Oxalyl chloride, cat. DMF, THF, 24 h, room temp. b) Corresponding amine, THF, 24 h, room temp.

PXRD data (ESI) demonstrate that all structures are intact after the modification. Infrared spectra of compounds **3a-g** (ESI) show characteristic bands for the introduced alkyl and aryl substituents as well as for sulfonamides. The N<sub>2</sub> adsorption isotherms (ESI) of the functionalized Cr-MIL-101 **3a-g** samples exhibit the characteristic shape, while the sorption capacity slightly decreases as expected upon postsynthetic modification in comparison to starting material **1**. The decrease is only 20 % for the methyl substituted sulfonamide **3a**, but 50 % if benzyl substituted (**3f**). However for comparison of the different MOFs with one another, the varying degrees of post-synthetic modification (70 % for **3a**, 50 % for **3g**) have to be taken into consideration.

For further analysis, the MOFs were dissolved in sodium hydroxide, the insoluble chromium salts were removed, and the remaining solution was analyzed by <sup>1</sup>H-NMR data (ESI). In fig. 1, spectra for compound **3a** are shown exemplarily. They exhibit the aromatic signals for the desired sulfonamide **3a** and the corresponding unfunctionalized sulfoterephthalic acid of the starting material **1**. The ratio of the relative integrals allows an approximation for the conversion of about 70 % (fig. 1, B). Due to its water solubility, removal of the linker of starting material **1** (fig. 1, A) is possible by extracting the functionalized amide of **3a** with an organic solvent from an acidic solution, whereas the starting material stays mostly in the aqueous phase.

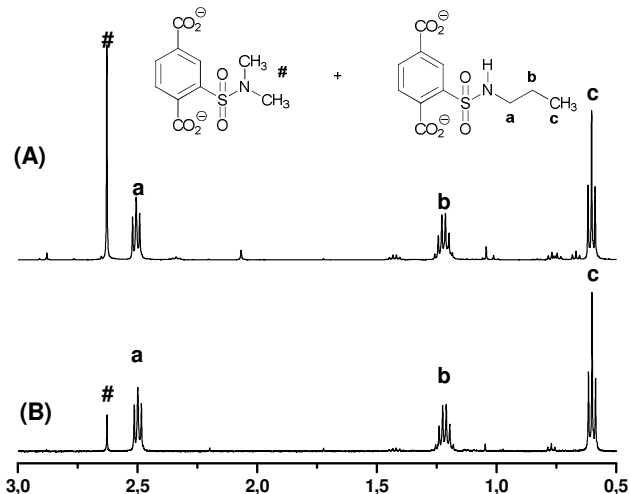


**Fig. 1** <sup>1</sup>H-NMR spectra after dissolving the respective MOF in NaOD (aliphatic signals are not shown, see ESI for details): (A) aromatic protons (I-III) of the unfunctionalized linker of starting material **1**, (B) mixture of functionalized amide **3a** (a-c) and unfunctionalized linker (I-III) after postsynthetic modification, (C) terephthalic protons (a-c) of the functionalized amide **3a** after extraction of the unfunctionalized linker.

Comparison of conversion degrees (Scheme 1) shows a dependency on size of the introduced amine and an upper limit of about 70 %. Addition of pyridine or triethylamine to scavenge the generated hydrochloric acid showed no improvement of conversion. Due to the instability of the sulfonyl chloride, the reaction temperature was not increased above 25 °C. The upper limit of conversion matches with the conclusion of KITAGAWA<sup>16</sup> for one of three sulfonic acid groups to be deprotonated. The resulting charges are compensating the positive charges of the framework.

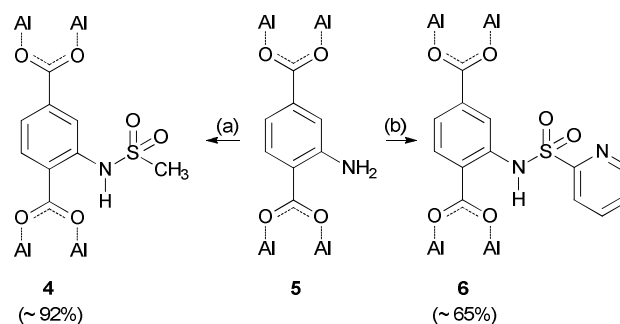
In all cases, dimethylsulfonamide **3d** is formed as a byproduct, which results from the reaction of sulfonyl chloride **2** and dimethylamine, which is formed as a sideproduct from the

catalytical amount of dimethylformamide added during the reaction. For verification, we synthesized *N,N*-dimethylsulfonamide **3d** as reference. Variation of the catalytical amount of dimethylformamide from 15 μL to 5 μL showed a significant decrease of this sideproduct, which is shown exemplarily for sulfonamide **3c** in fig. 2. The amount of sideproduct formed varies between of 1 – 5 % (see ESI for details).



**Fig. 2.** <sup>1</sup>H-NMR spectra of the respective MOF in NaOD (aromatic signals are not shown, see ESI for details): *N*-Propyl sulfonamide **3c** (a-c) and side product *N,N*-dimethyl sulfonamide **3d** (#) after using (A) 15 μL and (B) 5 μL DMF as catalyst.

To extend our modification concept of using sulfonyl chlorides as intermediates, it was our next goal to invert the binding sequence of the sulfonamide by treating the amino containing framework CAU-1-NH<sub>2</sub><sup>4f</sup> (**5**) with sulfonyl chlorides in order to obtain related amides **4** and **6** (scheme 2). The synthesis of sulfonamide **6** was carried out at room temperature due to the instability of 2-pyridinylsulfonyl chloride (ESI), which was synthesized according to a literature procedure.<sup>18</sup> To obtain an *N*-alkyl substituted sulfonamide, we treated compound **5** with methyl sulfonyl chloride, which can withstand higher temperatures (see Table 1).



**Scheme 2** Postsynthetic modification of CAU-1-NH<sub>2</sub> (**5**) using methyl and 2-pyridinylsulfonyl chloride giving the sulfonamides **4** and **6**. a) For different reaction conditions see table 1. b) 2-Pyridinylsulfonyl chloride, pyridine, dichloromethane, 24 h, roomtemp.

The ratio of the relative integrals of the desired sulfonamides and the corresponding amino terephthalic acid **5** in the <sup>1</sup>H-NMR spectra of the dissolved material (ESI) allows an approximation of the conversion of about 65 % for pyridinesulfonamide **6** and a

conversion of 92 % to methylsulfonamide **4**. In contrast to the previous approaches using Cr-MIL-101-SO<sub>3</sub>H, the addition of pyridine as a catalyst and scavenger for the generated hydrochloric acid showed a significant improvement of conversion in both cases. Due to the stability of methylsulfonyl chloride at higher temperatures, the reaction conditions for the synthesis of sulfonamide **4** were optimized by performing the reaction in a normal glass vessel as well as under microwave conditions.

**Table 1.** Optimization of the reaction conditions for the synthesis of sulfonamide **4**: 15 mg CAU-1-NH<sub>2</sub>, 100 μL pyridine (if used), 2.0 mL methyl sulfonyl chloride. (mw = microwave)

Catalyst	Temperature	Reaction time	Conversion
-	60 °C	4 d	59 %
Pyridine	60 °C	24 h	92 %
-	90 °C (mw)	30 min	43 %
-	120 °C (mw)	30 min	64 %
-	120 °C (mw)	60 min	76 %
-	150 °C (mw)	30 min	82 %
-	180 °C (mw)	30 min	91 %
Pyridine	110 °C (mw)	10 min	92 %

In summary, we report a synthetic strategy for introducing the sulfonamide functionality into MOFs for the first time. Amino and sulfonic acid containing MOFs like CAU-1-NH<sub>2</sub> and Cr-MIL-101-SO<sub>3</sub>H can be modified by using sulfonyl chlorides as reactive intermediates in two different routes. With the broad variation of substituents and the different orientations of the sulfonamide moiety to the framework, this method offers a promising tool for the postsynthetic modification of amino and sulfonic acid containing frameworks. Above all, the sulfonamide group is a powerful functionality with respect to catalysis and host-guest interactions. Their implementation into MOFs makes them promising materials for future developments.

Financial support of the Deutsche Forschungsgemeinschaft (SPP 1362) is gratefully acknowledged.

## Notes and references

<sup>a</sup> Otto-Diels-Institut für Organische Chemie, Olshausenstr. 40, 24098 Kiel, Germany. E-Mail: luening@oc.uni-kiel.de.

<sup>b</sup> Institut für Anorganische Chemie, Max-Eyth-Strasse 2, 24118 Kiel, Germany. E-Mail: stock@ac.uni-kiel.de.

† Electronic Supplementary Information (ESI) available: [Experimental details, <sup>1</sup>H-NMR spectroscopy, FT-IR spectroscopy, XRPD data, adsorption isotherms]. See DOI: 10.1039/c000000x/

- (a) O. M. Yaghi, M. O'Keeffe, N. W. Ockwig, H. K. Chae, M. Eddaoudi, and J. Kim, *Nature*, 2003, **423**, 705; (b) S. Kitagawa, R. Kitaura, and S. Noro, *Angew. Chem. Int. Ed.*, 2004, **43**, 2334; *Angew. Chem.*, 2004, **116**, 2388; (c) G. Férey, *Chem. Soc. Rev.*, 2008, **37**, 191; (d) D. Farusseng, *Metal-Organic Frameworks*, Wiley-VCH, Weinheim, 2011.
- (a) H.-C. Zhou, J. R. Long, and O. M. Yaghi, (eds.) *Chem. Rev.*, 2012, **112**, 673. (b) J. R. Long, and O. M. Yaghi, (eds.) *Chem. Soc. Rev.*, 2009, **38**, 1201. (c) C. Wang, D. Liu, and W. Lin, *J. Am. Chem. Soc.*, 2013, **135**, 13222; (d) S. H. Jung, N. A. Khan, and Z. Hasan, *CrystEngComm*, 2012, **14**, 7099. (e) S. T. Meek, J. A. Greathouse, and M. D. Allendorf, *Adv. Mater.*, 2011, **23**, 249. (f) B. Van de Voorde, B. Bueken, J. Denayer, and D. De Vos, *Chem. Soc. Rev.*, 2014, DOI: 10.1039/c4cs00006d. (g) A. Dhakshinamoorthy and H. Garcia, *Chem. Soc. Rev.*, 2014, DOI: 10.1039/c3cs60442j. (h) E. Coronado and G. Mínguez Espallargas, *Chem. Soc. Rev.*, 2013, **42**, 1525.
- S. M. Cohen, *Chem. Rev.*, 2012, **112**, 970.
- (a) S. Bauer, C. Serre, T. Devic, P. Horcajada, J. Marrot, G. Férey, and N. Stock, *Inorg. Chem.*, 2008, **47**, 7568; (b) J. S. Costa, P. Gamez, C. A. Black, O. Roubeau, S. J. Teat, and J. Reedijk, *Eur. J. Inorg. Chem.*, 2008, 1551; (c) K. Koh, A. G. Wong-Foy, and A. J. Matzger, *Angew. Chem. Int. Ed.*, 2008, **47**, 677; *Angew. Chem.*, 2008, **120**, 689; (d) Z. Wang, K. K. Tanabe, and S. M. Cohen, *Inorg. Chem.*, 2009, **48**, 296; (e) M. Eddaoudi, J. Kim, N. Rosi, D. Vodak, J. Wachter, M. O'Keeffe, and O. M. Yaghi, *Science*, 2002, **295**, 469; (f) T. Ahnfeldt, N. Guillou, D. Gunzelmann, I. Margiolaki, T. Loiseau, G. Férey, J. Senker, and N. Stock, *Angew. Chem. Int. Ed.*, 2009, **48**, 5163; *Angew. Chem.*, 2009, **121**, 5265.

- T. Ahnfeldt and N. Stock, *CrystEngComm*, 2012, **14**, 505.
- W. Morris, C. J. Doonan, H. Furukawa, R. Banerjee, and O. M. Yaghi, *J. Am. Chem. Soc.*, 2008, **130**, 12626.
- T. Gadzikwa, G. Lu, C. L. Stern, S. R. Wilson, J. T. Hupp, and S. T. Nguyen, *Chem. Commun.*, 2008, 5493.
- Y. Goto, H. Sato, S. Shinkai, and K. Sada, *J. Am. Chem. Soc.*, 2008, **130**, 14354.
- (a) S. J. Garibay, Z. Wang, K. K. Tanabe, and S. M. Cohen, *Inorg. Chem.*, 2009, **48**, 7341; (b) D. Britt, C. Lee, F. J. Uribe-Romo, H. Furukawa, and O. M. Yaghi, *Inorg. Chem.*, 2010, **49**, 6387.
- (a) M. J. Ingleson, J. P. Barrio, J.-B. Guilbaud, Y. Z. Khimyak, and M. J. Rosseinsky, *Chem. Commun.*, 2008, 2680; (b) C. J. Doonan, W. Morris, H. Furukawa, and O. M. Yaghi, *J. Am. Chem. Soc.*, 2009, **131**, 9492.
- (a) T. Ahnfeldt, D. Gunzelmann, T. Loiseau, D. Hirsemann, J. Senker, G. Férey, and N. Stock, *Inorg. Chem.*, 2009, **48**, 3057; (b) M. Savonnet, D. Bazer-Bachi, N. Bats, J. Perez-Pellitero, E. Jeanneau, V. Lecocq, C. Pinel, and D. Farrusseng, *J. Am. Chem. Soc.*, 2010, **132**, 4518.
- (a) N. Reimer, B. Gil, B. Marszalek, and N. Stock, *CrystEngComm*, 2012, **14**, 4119; (b) M. I. H. Mohideen, B. Xiao, P. S. Wheatley, A. C. McKinlay, Y. Li, A. M. Z. Slawin, D. W. Aldous, N. F. Cessford, T. Düren, X. Zhao, R. Gill, K. M. Thomas, J. M. Griffin, S. E. Ashbrook, and R. E. Morris, *Nat. Chem.*, 2011, **3**, 304.
- G. L. Patrick, in *An Introduction to Medicinal Chemistry*, Oxford University Press, 1995.
- (a) T. Kano, R. Sakamoto, Y. Yamaguchi, K. Itoh, and K. Maruoka, *Chem. Commun.*, 2013, **49**, 1118; (b) L. Zu, H. Xie, H. Li, J. Wang, and W. Wang, *Org. Lett.*, 2008, **10**, 1211; (c) Z. Xu, R. Wang, J. Xu, C.-S. Da, W.-J. Yan, and C. Chen, *Angew. Chem. Int. Ed.*, 2003, **42**, 5747; *Angew. Chem.*, 2003, **115**, 5925.
- C. S. Hunter, *Angew. Chem. Int. Ed.*, 2004, **43**, 5310; *Angew. Chem.*, 2004, **116**, 5424.
- G. Akiyama, R. Matsuda, H. Sato, M. Takata, and S. Kitagawa, *Adv. Mater.*, 2011, **23**, 3294.
- (a) S. Biswas, J. Zhang, Z. Li, Y.-Y. Liu, M. Grzywa, L. Sun, D. Volkmer, and P. Van Der Voort, *Dalton Trans.*, 2013, **42**, 4730; (b) M. Lin Foo, S. Horike, T. Fukushima, Y. Hijikata, Y. Kubota, M. Takata, and S. Kitagawa, *Dalton Trans.*, 2012, **41**, 13791. (c) Postsynthetic partial sulfatation: M. G. Goesten, J. Juan-Alcañiz, E. V. Ramos-Fernandez, K. B. S. S. Gupta, E. Stavitski, H. van Bekkum, J. Gascon, and F. Kapteijn, *J. Catal.*, 2011, **281**, 177.
- US Pat.*, US2007/60623, 2007.