

# ChemComm

Accepted Manuscript



This is an *Accepted Manuscript*, which has been through the Royal Society of Chemistry peer review process and has been accepted for publication.

*Accepted Manuscripts* are published online shortly after acceptance, before technical editing, formatting and proof reading. Using this free service, authors can make their results available to the community, in citable form, before we publish the edited article. We will replace this *Accepted Manuscript* with the edited and formatted *Advance Article* as soon as it is available.

You can find more information about *Accepted Manuscripts* in the [Information for Authors](#).

Please note that technical editing may introduce minor changes to the text and/or graphics, which may alter content. The journal's standard [Terms & Conditions](#) and the [Ethical guidelines](#) still apply. In no event shall the Royal Society of Chemistry be held responsible for any errors or omissions in this *Accepted Manuscript* or any consequences arising from the use of any information it contains.

## COMMUNICATION

# Reactions of pyruvates: Organocatalytic synthesis of functionalized dihydropyrans in one pot and further transformations to functionalized carbocycles and heterocycles †‡§

Cite this: DOI: 10.1039/x0xx00000x

Received 00th January 2012,  
Accepted 00th January 2012

DOI: 10.1039/x0xx00000x

www.rsc.org/

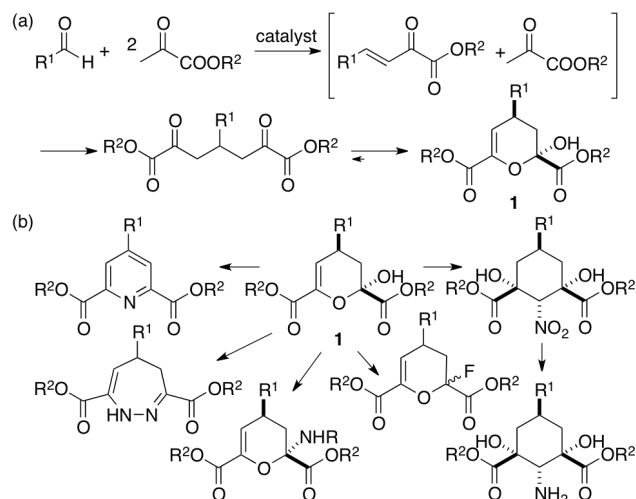
Pandurang V. Chouthaiwale<sup>a</sup> and Fujie Tanaka<sup>\*a</sup>

**Concise cascade reactions of pyruvates with aldehydes that generate functionalized dihydropyran derivatives in one pot have been developed. The product, dihydropyrans were further concisely transformed to various molecules.**

The development of synthetic methods that allow access to a series of functionalized small molecules in concise routes under mild conditions is important in the search for bioactive molecules.<sup>1</sup> Here we report the development of reactions that use pyruvates as key reactants to provide a set of functionalized molecules.

Pyruvates can act as nucleophiles and electrophiles, and thus are expected to be useful synthons.<sup>2,3</sup> For example, pyruvates have been used for enzyme-catalyzed aldol reactions to generate *N*-acetylneuraminic acid and related molecules.<sup>2</sup> In non-enzymatic reactions of pyruvates, however, the dual reactivities of pyruvates are difficult to control.<sup>3,4,5,6</sup> Reactions of simple pyruvates (such as ethyl pyruvate and methyl pyruvate) as nucleophiles are especially difficult and have been very limited.<sup>3a-e,4</sup> We hypothesized that with the use of appropriate catalysts and conditions, the dual reactivities of pyruvates could be managed for the formation of more than two-bonds in one pot to generate functionalized molecules in non-enzymatic reactions. Here we report the development of a concise, one-pot cascade reaction system to generate functionalized dihydropyran derivatives **1** using pyruvates and aldehydes as starting materials (Scheme 1a).<sup>7,8,9</sup> Dihydropyran is an important core structure as often found in bioactive natural products and pharmaceuticals.<sup>7</sup> Formation of **1** is distinct from previously reported reactions of pyruvates that yield the self-aldol product<sup>3a,b</sup> or cross aldol products.<sup>3c,d</sup> We also report the utility of dihydropyrans **1** as synthons to concisely synthesize a wide range of functionalized molecules, including molecules relevant to the search of biofunctional molecules, such as amino

group-substituted and fluoro group-substituted dihydropyrans, cyclohexanes, dihydrodiazepines, and pyridines (Scheme 1b).

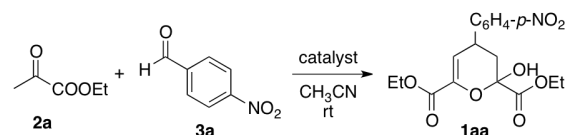


**Scheme 1.** (a) One-pot cascade reaction of pyruvates that afford functionalized dihydropyran derivatives **1** reporting here; (b) various functionalized molecules synthesized from **1**, reporting here.

First, catalysts and reaction conditions were evaluated in the reaction of ethyl pyruvate (**2a**) and *p*-nitrobenzaldehyde (**3a**) to afford dihydro-2*H*-pyran derivative **1aa** (Table 1). Pyruvate-dependent aldolases often use an enamine-based mechanism,<sup>10</sup> and we tested the use of amine-based catalysts for the formation of **1** via an enamine-mechanism. It has been reported that proline forms an oxazolidine derivative with pyruvates and thus cannot act as a catalyst in the reaction of pyruvates.<sup>3a</sup> Therefore, amines other than proline, including pyrrolidine, pyrrolidine bearing acid functional groups at either 2- or 3-position, and primary amines such as  $\alpha$ -amino acids, were tested as catalysts for the formation of **1aa**. We found that pyrrolidine-3-carboxylic acid ( $\beta$ -proline) was the best catalyst of those tested

(entries 7 and 8).<sup>11,12</sup> Reactions using non-enamine-forming bases, such as DBU,<sup>13</sup> as catalyst were also tested, but did not afford **1aa** (entry 14). With optimization, when the reaction was performed using ethyl pyruvate (**2a**) (3 equiv), aldehyde **3a** (1 equiv), and  $\beta$ -proline (0.2 equiv) in CH<sub>3</sub>CN at 25 °C for 24 h, **1aa** (including the linear form) was obtained in 72% yield (entry 8).<sup>14</sup>

**Table 1.** Screening of catalysts in the reaction of ethyl pyruvate (**2a**) and aldehyde **3a** to form **1aa**<sup>a</sup>



entry	catalyst	time (h)	yield (%) <sup>b</sup>
1	pyrrolidine	48	4
2	pyrrolidine-CH <sub>3</sub> COOH (1:1)	48	27
3	CH <sub>3</sub> COOH	48	nd
4	(S)-5-pyrrolidin-2-yl-1H-tetrazole	48	2
5	(S)-prolinamide	48	nd
6	3-(trifluoromethanesulfonylamino)pyrrolidine	48	9
7	(S)- $\beta$ -proline	24	49
8 <sup>c</sup>	(S)- $\beta$ -proline	24	72
9 <sup>c</sup>	(S)- $\beta$ -prolinamide	24	46
10	(S)- $\beta$ -proline-Et <sub>3</sub> N	48	nd
11	$\beta$ -alanine	48	nd
12 <sup>d</sup>	(S)-L-alanine, valine, histidine, or tryptophan	48	nd
13	O- <i>t</i> -Bu-(S)-L-threonine	48	nd
14 <sup>d</sup>	Et <sub>3</sub> N, DBU, or DMAP	48	nd

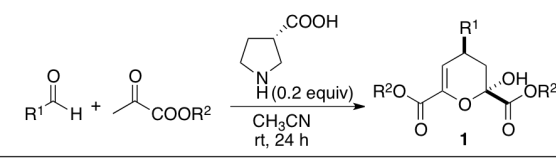
<sup>a</sup> Reaction was performed using **2a** (2.2 mmol) and **3a** (1.0 mmol) in the presence of catalyst (0.1 mmol) in CH<sub>3</sub>CN (1.0 mL) at 25 °C except where indicated. <sup>b</sup> Isolated yield (the cyclic form and the linear form were combined<sup>11</sup>); nd = formation of **1aa** was not detected by TLC analyses. <sup>c</sup> Reaction using **2a** (3.0 mmol) and **3a** (1.0 mmol) in the presence of catalyst (0.2 mmol). <sup>d</sup> Each catalyst was tested in a separate reaction.

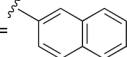
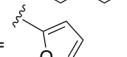
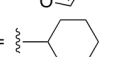
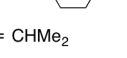
Next, the scope of the  $\beta$ -proline-catalyzed reaction was examined under the optimized conditions to afford **1aa**, and various dihydropyran derivatives were synthesized (Table 2).<sup>11</sup> The use of  $\beta$ -proline catalysis was able to efficiently provide various dihydropyrans **1**; the main product was **1** for all cases. In the reactions to generate **1na** and **1oa**, aldol condensation product **4na** and **4oa**, respectively, were also obtained. In most cases, however, significant formation of the aldol condensation product was not detected during the reaction. The generated dihydropyran product (i.e., the cyclic form) was mostly single diastereomer (dr >10:1). Relative stereochemistry of **1ab** was determined to be as drawn in Table 2 by X-ray crystal structural analysis (see Supporting Information).

To understand the mechanism of the formation of dihydropyrans **1** from pyruvates and aldehydes, reactions using a possible intermediate  $\beta,\gamma$ -unsaturated  $\alpha$ -ketoester and pyruvates were examined. When the reaction began with preformed  $\beta,\gamma$ -unsaturated  $\alpha$ -keto methyl ester **4ab** with ethyl pyruvate (**2a**) or benzyl pyruvate (**2c**), a mixture of dihydropyran derivatives in which the methyl ester group was either at the *sp*<sup>2</sup> or *sp*<sup>3</sup> carbon of the dihydropyran ring was obtained (Scheme 2). That is, no significant discrimination between the two ketoester groups was observed in the reaction

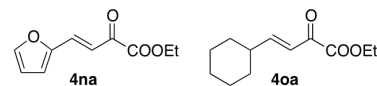
to form the dihydropyran ring. This result suggests that the formation of **6** is likely via a Michael addition-cyclization, i.e., via the formation of acyclic intermediate **5** or its iminium ion with  $\beta$ -proline, rather than a [4+2] reaction<sup>15</sup> between **4ab** and an enol of the pyruvate.

**Table 2.** Scope of the  $\beta$ -proline-catalyzed reaction to form dihydropyrans<sup>a</sup>



<b>1aa</b> : R = NO <sub>2</sub>	72%	<b>1ma</b> : R <sup>1</sup> = 	R <sup>2</sup> = Et	25%
<b>1ba</b> : R = CN	72%	<b>1na</b> : R <sup>1</sup> = 	R <sup>2</sup> = Et	51% <sup>b</sup>
<b>1ca</b> : R = CF <sub>3</sub>	66%	<b>1oa</b> : R <sup>1</sup> = 	R <sup>2</sup> = Et	64% <sup>c</sup>
<b>1da</b> : R = F	55%	<b>1pa</b> : R <sup>1</sup> = CHMe <sub>2</sub>	R <sup>2</sup> = Et	52%
<b>1ea</b> : R = Cl	64%	<b>1qa</b> : R <sup>1</sup> = CH(OMe) <sub>2</sub>	R <sup>2</sup> = Et	88%
<b>1fa</b> : R = Br	65%	<b>1ra</b> : R <sup>1</sup> = 	R <sup>2</sup> = Et	74%
<b>1ga</b> : R = H	58%	<b>1ab</b> : R <sup>1</sup> = C <sub>6</sub> H <sub>4</sub> - <i>p</i> -NO <sub>2</sub>	R <sup>2</sup> = Me	52%
<b>1ha</b> : R = Me	39%	<b>1gc</b> : R <sup>1</sup> = Ph	R <sup>2</sup> = Bn	57%
<b>1ia</b> : R = C≡CH	55%			
<b>1ja</b> : R = COOH	47%			
<b>1ka</b> : R = OMe	26%			
<b>1la</b> : R = OH	32%			

<sup>a</sup> Reaction conditions: Pyruvate (3.0 mmol), aldehyde (1.0 mmol), and (S)- $\beta$ -proline (0.2 mmol) in CH<sub>3</sub>CN (1.0 mL) at 25 °C for 24 h. Yields were the isolated yields; the cyclic form and the linear form were combined. The main product was **1** for all cases. Reaction time was not optimized for each aldehyde substrate. <sup>b</sup> **4na** (30%) was obtained with **1na**. <sup>c</sup> **4oa** (11%) was obtained with **1oa**.



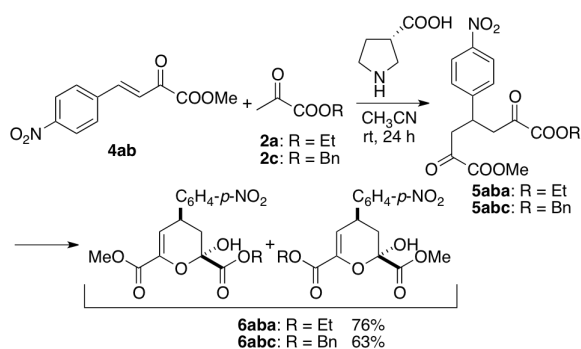
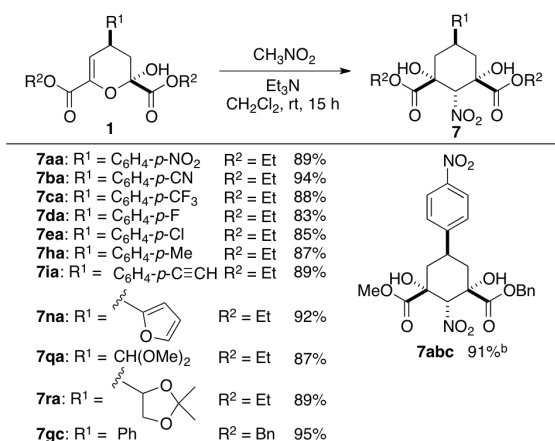
It is expected that the synthesized dihydropyran derivatives **1** have features of  $\alpha$ -ketoesters and thus are useful for further transformations to synthesize various functionalized molecules.<sup>16</sup>

Reactions of **1** with nitromethane gave functionalized cyclohexanes **7** in high yields (Table 3). In all cases, the isolated cyclohexane product was a single diastereomer. The relative stereochemistry of **7aa** was determined to be as shown in Table 3 by X-ray crystal structural analysis (see Supporting Information).

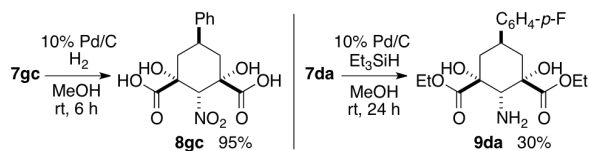
Debenzylation of **7gc** gave diacid **8gc** and reduction of the nitro group of **7da** gave amino acid derivative **9da** (Scheme 3). Highly functionalized amino acid derivative was obtained in a concise route via the use of the cascade reaction of pyruvates.

Reactions of **1** with diethylaminosulfur trifluoride (DAST) afforded fluorinated pyran derivatives **10** (Table 4).<sup>17,18</sup>

Reactions of **1** with amines afforded amino group substituted dihydropyrans **11** and **12**, dihydrodiazepines **13** and **14**, and quinoxalinone derivative **15** depending on the amine under mild conditions (Scheme 4).<sup>19</sup>

**Scheme 2.** Reactions using preformed intermediate **4ab**.**Table 3.** Transformation of the Dihydropyrans **1** to Functionalized Cyclohexanes **7**<sup>a</sup>

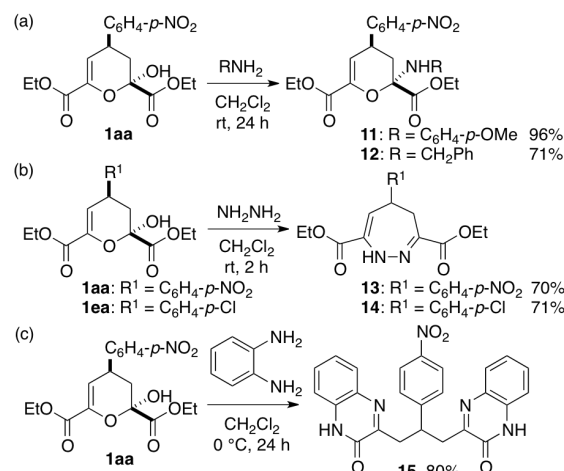
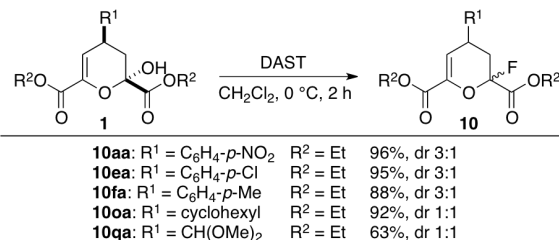
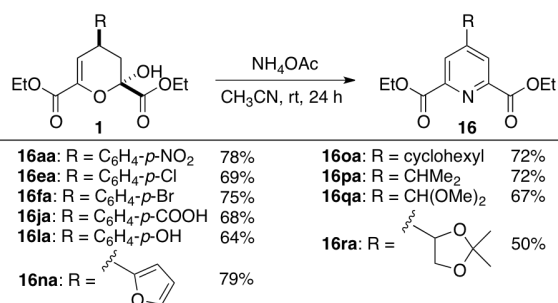
<sup>a</sup> Reaction conditions: **1** (0.1 mmol), CH<sub>3</sub>NO<sub>2</sub> (1.0 mmol), and Et<sub>3</sub>N (0.15 mmol) in CH<sub>2</sub>Cl<sub>2</sub> (0.5 mL) at 25 °C. <sup>b</sup> **7abc** was synthesized from **6abc**.

**Scheme 3.** Transformations of **7**.

Reactions of **1** with ammonium acetate afforded pyridine derivatives **16** (Table 5). Pyridine-2,6-dicarboxylic acids and their derivatives are important as ligands for metals, small organic molecules, and biomolecules, and have been used as building blocks in the synthesis of bioactive and bifunctional molecules.<sup>20</sup> Previously reported synthesis of substituted pyridine-2,6-dicarboxylic acids often requires long routes including steps that require severe conditions.<sup>20</sup> Here, starting from pyruvates and aldehydes, pyridine-2,6-dicarboxylic acid derivatives bearing various substitutions at the 4-position of the pyridine were concisely synthesized under mild conditions.

In conclusion, we have developed concise cascade reactions of pyruvates that provide various functionalized dihydropyrans in one pot under mild conditions. We have demonstrated that the use of β-proline catalysis can provide the dihydropyrans that were not obtained in previously reported reactions of

pyruvates. Our strategy enabled harnessing of the reactivity of the pyruvates to synthesize complex, functionalized products in one pot. Further, we have demonstrated that the cascade reaction product dihydropyrans can be readily transformed to various molecules under mild conditions, which can be used as bioactive candidates.<sup>21</sup>

**Table 4.** Transformations of **1** to fluorodihydropyrans**Scheme 4.** Reactions of **1** with amines.**Table 5.** Transformation of **1** to pyridines

## Notes and references

<sup>a</sup> Chemistry and Chemical Bioengineering Unit, Okinawa Institute of Science and Technology Graduate University, 1919-1 Tancha, Onna, Okinawa 904-0495, Japan. E-mail: ftanaka@oist.jp

† Electronic Supplementary Information (ESI) available: Synthesis and characterization of compounds, X-ray crystal structures of **1ab** and **7aa**. See DOI: 10.1039/b000000x/

‡ X-ray crystal structures: CCDC 1012430 (compound **1ab**) and CCDC 1012431 (compound **7aa**). These data can be obtained free of charge from The Cambridge Crystallographic Data Centre via www.ccdc.cam.ac.uk/data\_request/cif.

§ This article is dedicated to Prof. Carlos F. Barbas, III, The Scripps Research Institute, in memoriam, who died in June 2014.

- 1 T. E. Nielsen and S. L. Schreiber, *Angew. Chem., Int. Ed.* 2008, **47**, 48 and references cited therein.
- 2 M.-J. Kim, W. J. Hennen, H. M. Sweers and C.-H. Wong, *J. Am. Chem. Soc.* 1988, **110**, 6481. H. J. M. Gijzen, L. Qiao, W. Fitz and C.-H. Wong, *Chem. Rev.* 1996, **96**, 443.
- 3 (a) P. Dambrosio, A. Masai and A. Dondoni, *Org. Lett.* 2005, **7**, 4657. (b) K. Juhl, N. Gathergood and K. A. Jorgensen, *Chem. Commun.* 2000, 2211. (c) H. Torii, M. Nakadai, K. Ishihara, S. Saito and H. Yamamoto, *Angew. Chem., Int. Ed.* 2004, **43**, 1983. (d) El-Sepelgy and O. Mlynarski, *J. Adv. Synth. Catal.* 2013, **355**, 281. (e) K. Juhl, N. Gathergood and K. A. Jorgensen, *Angew. Chem., Int. Ed.* 2001, **40**, 2995. (f) M. Raj, G. S. Parashari and V. K. Singh, *Adv. Synth. Catal.* 2009, **351**, 1284. (g) C. Luo and Y. Huang, *J. Am. Chem. Soc.* 2013, **135**, 8193.
- 4 Reaction methods used on  $\alpha$ -ketoacid derivatives that are equal or larger than 2-ketobutanoic acid derivatives often do not work for the reactions of 2-ketopropionic acid (i.e., pyruvic acid) derivatives. See: J.-M. Vincent, C. Margottin, M. Berlande, D. Cavagnat, T. Buffeteau and Y. Landais, *Chem. Commun.* 2007, 4782.
- 5 Because of the difficulty to control the nucleophilic and electrophilic reactivities of pyruvates, pyruvate surrogates and precursors have often been used. See: (a) D. Enders and T. Gasperi, *Chem. Commun.* 2007, 88. (b) R. Winzar, J. Philip and M. J. Kiefel, *Synlett* 2010, 583.
- 6 Reactions of  $\alpha$ -ketoacid derivatives that are equal or larger than 2-ketobutanoic acid derivatives: (a) D. Lee, S. G. Newman and M. S. Taylor, *Org. Lett.* 2009, **11**, 5486. (b) G. Lu, H. Morimoto, S. Matsunaga, and M. Shibasaki, *Angew. Chem., Int. Ed.* 2008, **47**, 6847. (c) Y. Xu, G. Lu, S. Matsunaga and M. Shibasaki, *Angew. Chem., Int. Ed.* 2009, **48**, 3353. (d) A. Nakamura, S. Lectard, D. Hashizume, Y. Hamashima and M. Sodeoka, *J. Am. Chem. Soc.* 2010, **132**, 4036. (e) O. El-Sepelgy and J. Mlynarski, *Adv. Synth. Catal.* 2013, **355**, 281. (f) L. C. Akullian, M. L. Snapper and A. H. Hoveyda, *J. Am. Chem. Soc.* 2006, **128**, 6532. (g) J. Sedelmeier, T. Hammerer and C. Bolm, *Org. Lett.* 2008, **10**, 917. (h) V. B. Gondi, K. Hagihara and V. H. Rawal, *Chem. Commun.* 2010, **46**, 904. (i) H. Li, B. Wang and L. Deng, *J. Am. Chem. Soc.* 2006, **128**, 732. (j) L. Gremaud and A. Alexakis, *Angew. Chem., Int. Ed.* 2012, **51**, 794. (k) A. Lee and K. A. Scheidt, *Angew. Chem., Int. Ed.* 2014, **53**, 7594. (l) See also ref. 4.
- 7 Selected reports on the synthesis of dihydro- and tetrahydropyrans: (a) J. Magano, *Chem. Rev.* 2009, **109**, 4398. (b) H. Ishikawa, S. Sawano, Y. Yasui, Y. Shibata and Y. Hayashi, *Angew. Chem., Int. Ed.* 2011, **50**, 3774. (c) L.-J. Dong, T.-T. Fan, C. Wang and J. Sun, *Org. Lett.* 2013, **15**, 204. (d) A. G. Dossetter, T. F. Jamison and E. N. Jacobsen, *Angew. Chem., Int. Ed.* 1999, **38**, 2398. (e) Y. Yamashita, S. Saito, H. Ishitani and S. Kobayashi, *J. Am. Chem. Soc.* 2003, **125**, 3793. (f) A. K. Unni, N. Takenaka, H. Yamamoto and V. H. Rawal, *J. Am. Chem. Soc.* 2005, **127**, 1336. (g) N. Momiyama, H. Tabuse and M. Terada, *J. Am. Chem. Soc.* 2009, **131**, 12882. (h) J. Guin, C. Rabalakov and B. List, *Angew. Chem., Int. Ed.* 2012, **51**, 8859. (i) H. Cui and F. Tanaka, *Chem.-Eur. J.* 2013, **19**, 6213.
- 8 Selected cascade reactions: (a) C. Grondal, M. Jeanty and D. Enders, *Nat. Chem.* 2010, **2**, 167 and references cited therein. (b) X. Zeng, Q. Ni, G. Raabe and D. Enders, *Angew. Chem., Int. Ed.* 2013, **52**, 2977. (c) K. E. Ozboya and T. Rovis, *Chem. Sci.* 2011, **2**, 1835. (d) C. M. R. Volla, I. Atodiresi and M. Ruping, *Chem. Rev.* 2014, **114**, 2390 and cited therein.
- 9 Reactions of  $\beta,\gamma$ -unsaturated  $\alpha$ -ketoesters with aldehydes or ketones to afford dihydropyrans: (a) S.-L. Zhao, C.-W. Zheng, H.-F. Wang and G. Zhao, *Adv. Synth. Catal.* 2009, **351**, 2811. (b) Z. Xu, L. Liu, K. Wheeler, and H. Wang, *Angew. Chem., Int. Ed.* 2011, **50**, 3484. (c) J. Shen, D. Liu, Q. An, Y. Liu and W. Zhang, *Adv. Synth. Catal.* 2012, **354**, 3311. (d) L. Albrecht, D. Dickmeiss, C. F. Weise, C. Rodriguez-Esrich and K. A. Jorgensen, *Angew. Chem., Int. Ed.* 2012, **51**, 13109. (e) J. Feng, X. Fu, Z. Chen, L. Lin, X. Liu and X. Feng, *Org. Lett.* 2013, **15**, 2640.
- 10 A. D. Daniel, I. Campeotto, M. W. van der Kamp, A. H. Bolt, C. H. Trinh, S. E. V. Phillips, A. R. Pearson, A. Nelson, A. J. Mulholland, and A. Berry, *ACS Chem. Biol.* 2014, **9**, 1025.
- 11 Product **1aa** obtained in Table 1 was mainly (>70%) the cyclic forms after initial isolation/purification. The ratio of the cyclic form to the corresponding acyclic,  $C_2$  symmetric, achiral linear form varied depending on the aldehyde used in the reaction and on other factors such as time kept after isolation. (see Supporting information). Cyclic hemiacetals are often in equilibrium with the corresponding open chain, linear forms.
- 12  $\beta$ -Proline has been used for Mannich-type reactions of ketones via in situ-generation of enamines, but has not been used in reactions of pyruvates. See: (a) H. Zhang, M. Mifsud, F. Tanaka and C. F. Barbas, III, *J. Am. Chem. Soc.* 2006, **128**, 9630. (b) H. Zhang, S. Mitsumori, N. Utsumi, M. Imai, N. Garcia-Delgado, M. Mifsud, K. Albertshofer, P. H.-Y. Cheong, K. N. Houk, F. Tanaka and C. F. Barbas, III, *J. Am. Chem. Soc.* 2008, **130**, 875.
- 13 D. Zhang, S. Johnson, H.-L. Cui and F. Tanaka, *Asian J. Org. Chem.* 2014, **3**, 391.
- 14 For the  $\beta$ -proline-catalysis to give **1aa**,  $CH_3CN$  was the best solvent among those tested. Solvent screen results under the conditions of Table 1, entry 7: **1aa** was obtained in a range of 6-15% in toluene,  $CH_2Cl_2$ ,  $CHCl_3$ , DMSO, DMF, THF, 1,4-dioxane, and 2-PrOH; no formation of **1aa** was detected in  $CH_3CN-H_2O$  (3:1).
- 15 Z. Xu, L. Liu, K. Wheeler and H. Wang, *Angew. Chem. Int. Ed.* 2011, **50**, 3484.
- 16 Note that for many of 6-membered hemiacetals (such as carbohydrates including glucose), the cyclic form is stable and they do not behave as typical aldehydes: (a) B. Voigt, U. Scheffler and R. Mahrwald, *Chem. Commun.* 2012, **48**, 5304. (b) B. Voigt, A. Anastassia and R. Mahrwald, *Tetrahedron* 2013, **69**, 4302.
- 17 Fluoropyran derivatives include enzyme inhibitors and other biofunctional molecules: (a) C.-S. Tsai, H.-Y. Yen, M.-I. Lin, T.-I. Tsai, S.-Y. Wang, W.-I. Huang, T.-L. Hsu, Y.-S. E. Cheng, J.-M. Fang and C.-H. Wong, *Proc. Natl. Acad. Sci.* 2013, **110**, 2466. (b) J.-H. Kim, R. Resende, T. Wennekes, H.-M. Chen, N. Bance, S. Buchini, A. G. Watts, P. Pilling, V. A. Streltsov, M. Petric, R. Liggins, S. Barrett, McKimm-J. L. Breschkin, M. Niikura and S. G. Withers, *Science* 2013, **340**, 71.
- 18 Fluoropyran derivatives as building blocks: (a) Y. Zhang, J. Gaekwad, M. A. Wolfert and G.-J. Boons, *Chem. Eur. J.* 2008, **14**, 558. (b) D. Solomon, M. Fridman, J. Zhang and T. Baasov, *Org. Lett.* 2001, **3**, 4311. (c) S. B. Cohen and R. L. Halcomb, *J. Org. Chem.* 2000, **65**, 6145.
- 19 Synthesis of diazepines: (a) B. Elger, A. Huth, R. Neuhaus, E. Ottow, H. Schneider, B. Seilheimer and L. Turski, *J. Med. Chem.* 2005, **48**, 4618. (b) M. Zappala, G. Postorino, N. Micale, S. Caccamese, N. Parrinello, G. Grazioso, G. Roda, F. Menniti, G. De Sarro and Silvana Grasso, *J. Med. Chem.* 2006, **49**, 575. (c) K. Sugimoto, R. Hayashi, H. Nemoto, N. Toyooka and Y. Matsuya, *Org. Lett.* 2012, **14**, 3510.
- 20 (a) A. Picot, A. D'Aleo, P. L. Baldeck, A. Grichine, A. Duperray, C. Andraud and O. Maury, *J. Am. Chem. Soc.* 2008, **130**, 1532. (b) A. T. Parsons and J. S. Johnson, *J. Am. Chem. Soc.* 2009, **131**, 3122. (c) C. J. van Staveren, V. M. L. J. Aart, P. D. J. Grootenhuis, W. J. H. Droppers, J. van Eerden, S. Harkema and D. N. Reinhoudt, *J. Am. Chem. Soc.* 1988, **110**, 8134. (d) R. Tang, Q. Zhao, Z. Yan and Y. Luo, *Synth. Commun.* 2006, **36**, 2027. (e) D. Wang, P. Y. Zavalij and A. N. Vedernikov, *Organometallics* 2013, **32**, 4882. (f) L. L. Zhu, T. Kawate, X. Liu, Y. B. Kim, Y. Zhao, G. Feng, J. Banerji, H. Nash, C. Whitehurst, S. Jindal, A. Siddiqui, B. Seed and J. L. Wolfe, *Bioorg. Med. Chem.* 2012, **20**, 750. (g) P. Hommes, C. Fischer, C. Lindner, H. Zipse and H.-U. Ressing, *Angew. Chem., Int. Ed.* 2014, **53**, 7647.
- 21 We thank Dr. Takashi Matsumoto, Rigaku for X-ray crystal analyses and Dr. Michael Chandro Roy, Research Support Division, Okinawa Institute of Science and Technology Graduate University for mass analyses. This study was supported by the Okinawa Institute of Science and Technology Graduate University and by the MEXT (Japan) Grant-in-Aid for Scientific Research on Innovative Areas "Advanced Molecular Transformations by Organocatalysts".