

ChemComm

Accepted Manuscript



This is an *Accepted Manuscript*, which has been through the Royal Society of Chemistry peer review process and has been accepted for publication.

Accepted Manuscripts are published online shortly after acceptance, before technical editing, formatting and proof reading. Using this free service, authors can make their results available to the community, in citable form, before we publish the edited article. We will replace this *Accepted Manuscript* with the edited and formatted *Advance Article* as soon as it is available.

You can find more information about *Accepted Manuscripts* in the [Information for Authors](#).

Please note that technical editing may introduce minor changes to the text and/or graphics, which may alter content. The journal's standard [Terms & Conditions](#) and the [Ethical guidelines](#) still apply. In no event shall the Royal Society of Chemistry be held responsible for any errors or omissions in this *Accepted Manuscript* or any consequences arising from the use of any information it contains.

Cite this: DOI: 10.1039/c0xx00000x

www.rsc.org/xxxxxx

ARTICLE TYPE

Cu-Catalyzed Selective C3-Formylation of Imidazo[1,2-a]pyridines C-H Bonds with DMSO using Molecular Oxygen

Hua Cao,^{a,*} Sai Lei,^b Naiying Li,^a Longbin Chen,^a Jingyun Liu,^a Huiyin Cai,^a Shuxian Qiu^a and Jingwen Tan^a Received (in XXX, XXX) Xth XXXXXXXXX 20XX, Accepted Xth XXXXXXXXX 20XX

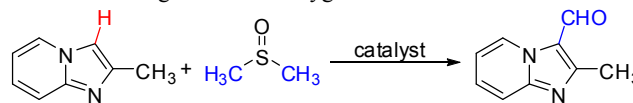
DOI: 10.1039/b000000x

By the widely available DMSO as the formylation reagent under oxidative conditions, an efficient Cu-catalyzed C3-formylation reaction of imidazo[1,2-a]pyridines C-H bonds to directly generate structurally sophisticated 3-formyl imidazo[1,2-a]pyridine derivatives has been developed. The reaction proceed in good yields, and using the environmental friendly molecular oxygen as the oxidant.

Formylheteroarenes are useful building blocks for preparation of a wide range of heteroarenes derivatives since their carbonyl groups can readily undergo various transformations, such as coupling reactions and reductions, for the formation of C-C and C-hetero bonds. The formylation of (hetero)arenes has attracted and continues to attract the interest of organic chemists due to their remarkable application value in chemistry. Generally, the traditional formylation methods for the construction of formylheteroarenes are mainly included Vilsmeier–Haack¹, Reimer–Tiemann,² Rieche³ and Friedel Crafts acylations.⁴ However, these transformations suffer from various problems, such as excess strong bases or acids, high temperatures, strict exclusion of moisture. Therefore, the development of efficient and facile formylation methods is a challenge for the synthetic organic chemists. Many elegant formylation process has been developed using anilines,⁵ TMEDA,⁶ DMF,⁷ DMSO⁸ as carbon source, which has provided new transformation for the formation of carbon-carbon bonds to prepare formylheteroarene molecules. DMSO is not only a common solvent but also an important carbon source for C=O,^{8,9} Me,¹⁰ SMe,¹¹ SO₂CH₃,¹² -CN¹³ formation. Currently, our interests focused on developing an facile formylation of heteroarene using DMSO as carbon source.

Our recent efforts were including the construction of imidazo[1,2-a]pyridines by direct C-H functionalization¹⁴ or multicomponent reaction¹⁵. Imidazo[1,2-a]pyridine and its derivatives as important fine chemicals¹⁶ have been found to be key structural units in many natural products, drugs and exhibited a broad range of biological activities, such as zolpidem, alpidem, zolimidine, olprinone, saripidem, and necopidem. There has been long-standing interest in the development of new and efficient transformation¹⁷ for the synthesis of imidazo[1,2-a]pyridines due to their great important applications. In continuation of our interest in preparing imidazo[1,2-a]pyridine derivatives by direct C-H

functionalization, we reported a novel and facile copper-catalyzed C-3 formylation of imidazo[1,2-a]pyridines with DMSO utilizing molecular oxygen as the terminal oxidants.



Scheme 1. Formylation of Imidazo[1,2-a]pyridines

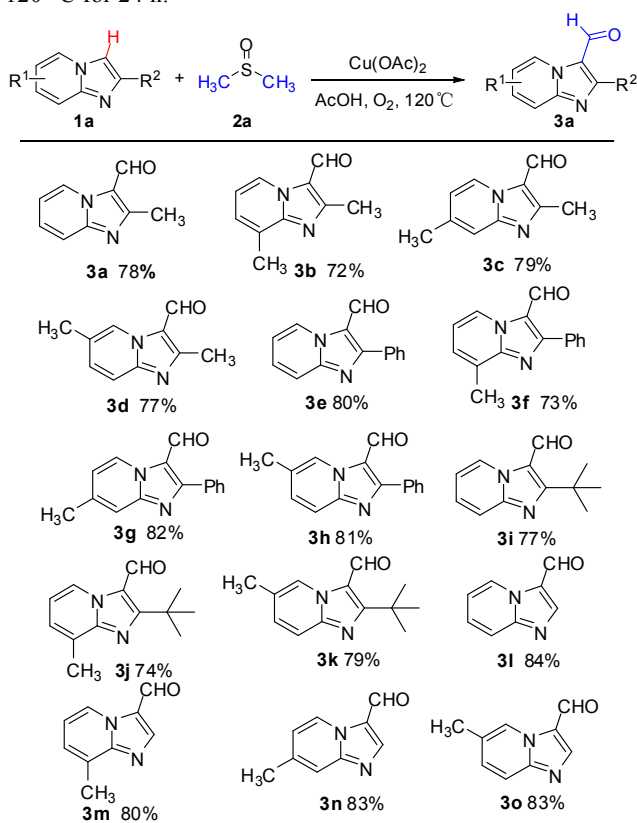
Table 1. Optimization of Reaction Conditions^a

Entry	Catalyst	Additive	Oxidant	T	Yield (%) ^b
1	Cu(OAc) ₂	-	O ₂	120	46
2	CuBr ₂	-	O ₂	120	24
3	CuCl ₂	-	O ₂	120	5<
4	CuO	-	O ₂	120	trace
5	CuSO ₄	-	O ₂	120	13
6	Cu(OTf) ₂	-	O ₂	120	5<
7	Cu(OAc) ₂	K ₂ CO ₃	O ₂	120	trace
8	Cu(OAc) ₂	Na ₂ CO ₃	O ₂	120	trace
9	Cu(OAc) ₂	DABCO	O ₂	120	31
10	Cu(OAc) ₂	AcOH	O ₂	120	82
11	Cu(OAc) ₂	TsOH	O ₂	120	40
12	Cu(OAc) ₂	AcOH	air	120	51
13	Cu(OAc) ₂	AcOH	K ₂ S ₂ O ₈	120	trace
14	Cu(OAc) ₂	AcOH	BQ	120	trace
15	Cu(OAc) ₂	AcOH	TBHP	120	23
16	Cu(OAc) ₂	AcOH	Oxone	120	trace
17	Cu(AcO) ₂	AcOH	O ₂	100	68
18	Cu(AcO) ₂	AcOH	O ₂	50	N.P.
19	Cu(AcO) ₂	AcOH	O ₂	rt	N.P.
20	Cu(AcO) ₂	AcOH	O ₂	140	74
21	-	AcOH	O ₂	120	N.P.

^a Reaction conditions: **1a** (0.5 mmol), catalyst (5 mol %), additive (0.5 mmol), O₂/air (with one balloon); other oxidant (1.2 mmol), solvent (3.0 mL). ^b Yields determined by GC analysis using n-octadecane as internal standard.

With this in mind, we began the investigation by treatment of 2-tert-butylimidazo[1,2-a]pyridine **1a** in presence of Cu(OAc)₂ in DMSO using O₂ as oxidant at 120 °C, which formed the desired product 2-tert-butylimidazo[1,2-a]pyridine-3-carbaldehyde **3a** in 46% yield (Table 1, entry 1).

Despite low yield was obtained, the result showed the feasibility of the envisioned transformation. Further investigation, we focused on testing various conditions to improve the product yield. Unfortunately, low yields were also observed when using CuBr_2 , CuCl_2 , CuO , CuSO_4 , $\text{Cu}(\text{OTf})_2$ (Table 1, entries 2-6) as catalyst. Additives were next examined (Table 1, entries 7-11). To our delight, the corresponding formylation product **3a** was obtained in 82% yields in the presence of $\text{Cu}(\text{OAc})_2$ and AcOH. Encouraged by those positive results, we then tested a variety of oxidant (Table 1, entries 12-16). The results indicated that other oxidants (e.g. air, $\text{K}_2\text{S}_2\text{O}_8$, TBHP, BQ, Oxone) provided low yields. Additional optimization revealed that the yield decreased gradually with increasing or decreasing temperature (Table 1, entries 17-20). The control experiment was carried out in the absence of $\text{Cu}(\text{OAc})_2$ and no product **3a** was detected. It was found that the copper catalyst should play a predominate role in this formylation of imidazo[1,2-a]pyridines. These preliminary experiments clearly revealed that the best way to proceed with the formylation of imidazo[1,2-a]pyridines is by using $\text{Cu}(\text{OAc})_2$ as catalyst, and AcOH as additive, O_2 as oxidants, and DMSO as solvent at 120 °C for 24 h.



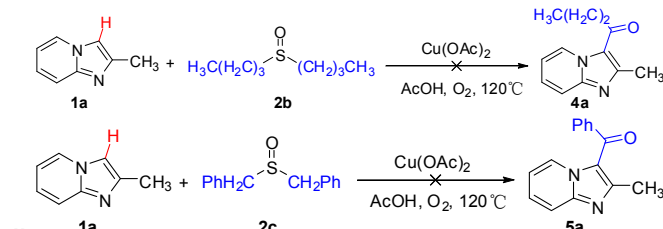
^a Isolated yields

Scheme 2. Copper-Catalyzed Formylation of Imidazo[1,2-a]pyridine

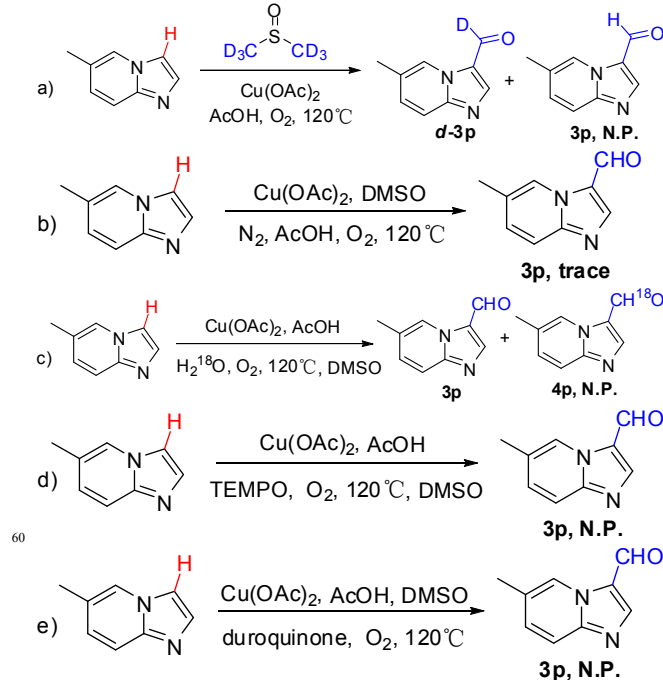
With the optimized conditions in hand, we explored the scope of this novel copper-catalyzed formylation of imidazo[1,2-a]pyridine with DMSO. And the results are summarized in Scheme 2. A variety of different 2- CH_3 substituted imidazo[1,2-a]pyridines were firstly tested under

the optimized condition. Different position substituted group on the pyridine ring, having 6- CH_3 , 7- CH_3 , 8- CH_3 substitution, were smoothly participated in this formylation process to provide the corresponding imidazo[1,2-a]pyridines in good yields. This new methodology was further found to be successfully applied to catalyze the formylation of 2-Ph substituted imidazo[1,2-a]pyridines, affording the desired products in moderate to good. Interestingly, the reaction also worked well under the standard reaction condition when sterically hindered 2- $\text{C}(\text{CH}_3)_3$ substituted imidazo[1,2-a]pyridines as substrates were employed. Furthermore, 2-unsubstituted imidazo[1,2-a]pyridines were next employed. To our delight, the selective C-3 formylation products were also obtained in good yields. No regioisomeric products were observed by GC-MS and ^1H NMR spectroscopy. The results clearly indicated that this strategy provided a new route for selective C-3 formylation of imidazo[1,2-a]pyridines.

For further investigation, we attempted to prepare products by using 1-(butylsulfanyl)butane **2b** or sulfanylbis(methylene) dibenzene **2c** as reagents. (Scheme 3.) Disappointingly, other sulfones substrates (**2b**, **2c**) failed to work under the standard reaction condition.



Scheme 3. Formylation of Imidazo[1,2-a]pyridine with **2b** or **2c**

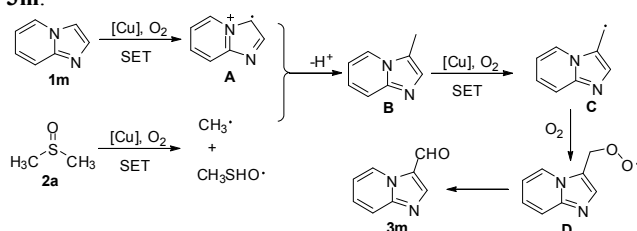


Scheme 4. Control experiments for investigation of the mechanism

To gain further insight into the mechanism of this Cu(II)-catalyzed formylation, a series of control reactions were carried out. An isotope experiment was performed to prove the source of aldehydic hydrogen in deuterated d_6 -DMSO

under the optimized conditions in (Scheme 4a). The completely deuterated product **d-3p** was formed, while **3p'** was not detected by ^1H NMR. The reaction was run under nitrogen atmosphere, and as a result, only a trace amount of **3p** was detected (Scheme 4b). The product **4p** with ^{18}O in the carbonyl group was not detected using the combination of DMSO and H_2^{18}O (Scheme 4c). Subsequently, radical inhibitors (e.g. TEMPO and duroquinone) were added to the reaction and it was found that the reaction was completely inhibited (Scheme 4d and 4e). These results clearly indicated that: i) a radical process was involved in this formylation; ii) oxygen sources of aldehyde product were from the O_2 rather than H_2O via a radical process; iii) hydrogen sources of aldehyde were from the DMSO rather than others.

On the basis of all of the results described above together with precious literature reports,^{5a,6b,8b-c, 9, 11c} a plausible mechanism of this formylation process has been proposed in Scheme 5. First, the reaction starts from a single electron transfer (SET) oxidation by Cu(II) species to give radical intermediate **A** and methyl radical, respectively from **1m** and **2a**. And then intermediate **B** is formed via radical coupling of radical intermediate **A** and methyl radical. Intermediate **B** undergoes a single electron-transfer oxidation to generate intermediate **C** which is trapped by dioxygen to give peroxy radical **D**. Finally, the intermediate **D** is converted into desired product **3m**.¹⁸



Scheme 5. Proposed mechanism

In summary, we have succeeded in developing a novel Cu-catalyzed selective formylation of imidazo[1,2-a]pyridines with DMSO by using O_2 as oxidant, which provided a practical approach to access 3-formylimidazo[1,2-a]pyridine derivatives. Advantageously, the employment of cheap copper as catalyst, O_2 as clean oxidant and DMSO as carbon source significantly improved the practicality of this C-H formylation transformation. Compared to the traditional methods for preparing 3-formylimidazo[1,2-a]pyridine, our method is more convenient and environmental friendly.

This research was financially supported by National Natural Science Foundation of China (21302023) and the Project of Department of Education of Guangdong Province (2013KJJCX0111)

Notes and references

- ^a School of Chemistry and Chemical Engineering, Guangdong Pharmaceutical University, Zhongshan 528458, P.R. of China; Fax: (+86(760)88207939, caohua@gdpu.edu.cn)
^b College of Pharmacy, Guangdong Pharmaceutical University, Guangzhou 510006, P.R. of China
 † Electronic Supplementary Information (ESI) available: [details of any supplementary information available should be included here]. See DOI: 10.1039/b000000x/

- (a) R. Lauchli and K. J. Shea, *Org. Lett.* **2006**, *8*, 5287-5289; (b) I. Coldham, B. C. Dobson, S. R. Fletcher and A. I. Franklin, *Eur. J. Org. Chem.* **2007**, *16*, 2676-2686; (c) A. Vilsmeier and A. Haack, *Ber. Dtsch. Chem. Ges.* **1927**, *60*, 119-122; (d) S. J. Seshadri, *Sci. Ind. Res.* **1973**, *32*, 128-149.
- (a) K. Reimer and F. Tiemann, *Ber. Dtsch. Chem. Ges.* **1876**, *9*, 1268-1278; (b) K. Reimer, *Ber. Dtsch. Chem. Ges.* **1876**, *9*, 423-424; (c) H. Wynberg, *Chem. Rev.* **1960**, *60*, 169-184.
- M. L. Bannasar, E. Zulaica, D. Sole and S. Alonso, *Tetrahedron* **2007**, *63*, 861-866.
- (a) D. M. Ketcha and G. W. Gribble, *J. Org. Chem.* **1985**, *50*, 5451-5457; (b) A. R. Katritzky, K. Suzuki, S. K. Singh and H. Y. He, *J. Org. Chem.* **2003**, *68*, 5720-5723; (c) E. Wenkert, P. D. R. Moeller, S. R. Pietre and A. T. McPhail, *J. Org. Chem.* **1988**, *53*, 3170-3178.
- (a) W. Wu and W. Su, *J. Am. Chem. Soc.* **2011**, *133*, 11924-11927; (b) L. T. Li, J. Huang, H. Y. Li, L. J. Wen, P. Wang and B. Wang, *Chem. Commun.* **2012**, *48*, 5187-5189; (c) L. T. Li, H. Y. Li, L. J. Xing, L. a. Wen, P. Wang and B. Wang, *Org. Biomol. Chem.* **2012**, *10*, 9519-9522.
- (a) X. Li, X. Gu, Y. Li and P. Li, *ACS Catal.* **2014**, *4*, 1897-1900; (b) J. Chen, B. Liu, D. Liu, S. Liu and J. Cheng, *Adv. Synth. Catal.* **2012**, *354*, 2438-2442; (c) L. Zhang, C. Peng, D. Zhao, Y. Wang, H. J. Fu, Q. Shen and J. X. Li, *Chem. Commun.* **2012**, (48), 5928-5930; (d) L. T. Li, H. Y. Li, L. J. Xing, L. J. Wen, P. Wang and B. Wang, *Org. Biomol. Chem.* **2012**, *10*, 9519-9522; (e) D. Zhao, Y. Wang, M. X. Zhu, Q. Shen, L. Zhang, Y. Du and J. X. Li, *RSC Adv.* **2013**, *3*, 10272-10276.
- (a) S. Ding and N. Jiao, *J. Am. Chem. Soc.* **2011**, *133*, 12374-12377; (b) Y. Q. Zou, W. Guo, F. L. Liu, L. Q. Lu, J. R. Chen and W. Xiao, *Green Chem.* **2014**, *16*, 3787-3795.
- (a) S. Chiba, Y. F. Wang and F. L. Zhang, *Synthesis* **2012**, *44*, 1526-1534; (b) Z. Zhang, Q. Tian, J. Qian, Q. Liu, T. Liu, L. Shi and G. Zhang, *J. Org. Chem.* **2014**, *79*, 8182-8188; (c) H. Fei, J. Yu, Y. Jiang, H. Guo and J. Cheng, *Org. Biomol. Chem.* **2013**, *11*, 7092-7095; (d) T. Kawakami and H. Suzuki, *Tetrahedron Lett.* **2000**, *41*, 7093-7096; (e) X. Cui, Y. Zhang, Y. Deng and F. Shi, *Chem. Commun.* **2014**, *50*, 189-191; (f) Y. Lv, Y. Li, T. Xiong, W. Pu, H. Zhang, K. Sun, Q. Liu and Q. Zhang, *Chem. Commun.* **2013**, *49*, 6439-6441.
- J. Qian, Z. Zhang, Q. Liu, T. Liu and G. Zhang, *Adv. Synth. Catal.* **2014**, *356*, 3119-3124.
- D. J. Keddie, T. E. Johnson, D. P. Arnold and S. E. Bottle, *Org. Biomol. Chem.* **2005**, *3*, 2593-2598.
- (a) C. Dai, Z. Xu, Fei Huang, Z. Yu and Y. F. Gao, *J. Org. Chem.* **2012**, *77*, 4414-4419; (b) S. M. Patil, S. Kulkarni, M. Mascarenhas, R. Sharma, S. M. Roopan and A. Roychowdhury, *Tetrahedron* **2013**, *69*, 8255-8262; (c) F. Luo, C. Pan, L. Li, F. Chen and J. Cheng, *Chem. Commun.* **2011**, *47*, 5304-5306; (d) L. Chu, X. Yue and F. L. Qing, *Org. Lett.* **2010**, *12*, 1644-1647.
- G. Yuan, J. Zheng, X. Gao, X. Li, L. Huang, H. Chen and H. Jiang, *Chem. Commun.* **2012**, *48*, 7513-7515.
- X. Ren, J. Chen, F. Chen and J. Cheng, *Chem. Commun.* **2011**, *47*, 6725-6727.
- (a) H. Cao, H. Y. Zhan, Y. G. Lin, X. L. Lin, Z. D. Du and H. F. Jiang, *Org. Lett.* **2012**, *14*, 1688-1691; (b) H. Cao, Y. G. Lin, H. Y. Zhan, Z. D. Du, X. L. Lin, Q. M. Liang and H. Zhang, *RSC Adv.* **2012**, *2*, 5972-5975; (c) L. Zhao, H. Zhan, J. Liao, J. Huang, Q. Chen, H. Qiu and H. Cao, *Catal. Commun.* **2014**, *56*, 65-67; (d) H. Zhan, L. Zhao, N. Li, L. Chen, J. Liu, J. Liao and H. Cao, *RSC Adv.* **2014**, *4*, 32013-32016.
- H. Cao, X. H. Liu, L. Zhao, J. H. Cen, J. X. Lin, Q. X. Zhu and M. L. Fu, *Org. Lett.* **2014**, *16*, 146-149.
- (a) C. M. Marson, *Chem. Soc. Rev.* **2011**, *40*, 5514-5533; (b) M. A. Ismail, R. K. Arafa, T. Wenzler, R. Brun, F. A. Tanious, W. D. Wilson and D. W. Boykin, *Bioorg. Med. Chem.* **2008**, *16*, 681-685; (c) G. Puerstinger, J. Paeshuyse, E. Declercq and J. Neyts, *Bioorg. Med. Chem. Lett.* **2007**, *17*, 390-393; (d) K. S. Gudmundsson and B. A. Johns, *Bioorg. Med. Chem. Lett.* **2007**, *17*, 2735-2739;
- (a) S. Marhadour, M. A. Bazin and P. Marchand, *Tetrahedron Lett.* **2012**, *53*, 297-300; (b) N. Chernyak and V. Gevorgyan, *Angew. Chem. Int. Ed.* **2010**, *49*, 2743; (c) J. Zeng, Y. J. Tan, M. L. Leow and

-
- X. W. Liu, *Org. Lett.* **2012**, *14*, 4386-4389; (d) S. Husinec, R. Markovic, M. Petkovic, V. Nasufovic and V. Savic, *Org. Lett.* **2011**, *13*, 2286-2289; (e) Y. Gao, M. Z. Yin, W. Q. Wu, H. W. Huang and H. F. Jiang, *Adv. Synth. Catal.* **2013**, *355*, 2263 - 2273; (f) H. W. Huang, X. C. Ji, X. D. Tang, M. Zhang, X. W. Li and H. F. Jiang, *Org. Lett.* **2013**, *15*, 6254-6257; (g) H. Yang, L. Yang, Y. Li, F. Zhang, H. Liu and B. Yi, *Catal. Commun.* **2012**, 11-14.
18. H. Wang, Y. Wang, D. Liang, L. Liu, J. Zhang, Q. Zhu, *Angew. Chem. Int. Ed.* **2011**, *50*, 5678-5681.