

ChemComm

Accepted Manuscript



This is an *Accepted Manuscript*, which has been through the Royal Society of Chemistry peer review process and has been accepted for publication.

Accepted Manuscripts are published online shortly after acceptance, before technical editing, formatting and proof reading. Using this free service, authors can make their results available to the community, in citable form, before we publish the edited article. We will replace this *Accepted Manuscript* with the edited and formatted *Advance Article* as soon as it is available.

You can find more information about *Accepted Manuscripts* in the [Information for Authors](#).

Please note that technical editing may introduce minor changes to the text and/or graphics, which may alter content. The journal's standard [Terms & Conditions](#) and the [Ethical guidelines](#) still apply. In no event shall the Royal Society of Chemistry be held responsible for any errors or omissions in this *Accepted Manuscript* or any consequences arising from the use of any information it contains.

Cite this: DOI: 10.1039/c0xx00000x

www.rsc.org/xxxxxx

COMMUNICATION

A regioregular terpolymer comprising two electron-deficient and one electron-rich unit for ultra small band gap solar cells†

Weiwei Li,^{*ab} Koen H. Hendriks,^{bc} Alice Furlan,^{bc} Andong Zhang,^a Martijn M. Wienk,^{bc} René A. J. Janssen^{*bc}Received (in XXX, XXX) Xth XXXXXXXXX 20XX, Accepted Xth XXXXXXXXX 20XX
DOI: 10.1039/b000000x

A regioregular terpolymer that combines electron-deficient diketopyrrolopyrrole and benzothiadiazole units with an electron-rich dithienopyrrole unit is presented. In solar cells, the terpolymer affords an open circuit voltage of 0.52 V and a power conversion efficiency of 3.7% with a spectral response up to 1050 nm.

Bulk heterojunction polymer solar cells (PSCs) with conjugated polymers as electron donor and fullerene derivatives such as [6,6]-phenyl-C₇₁-butyric acid methyl ester ([70]PCBM) as electron acceptor have significantly progressed in the last decade and now reach power conversion efficiencies (PCEs) above 10% in single junction solar cells.¹⁻³ The efficiencies have been further increased to 11-12% via tandem and triple junction device architectures,^{4,5} in which two or three photoactive layers with complementary absorption spectra are stacked and connected in series. By applying different conjugated polymers that absorb light from the visible light to the near-infrared region above 1000 nm, the conversion efficiencies of triple junction solar cells may achieve 15-20%.⁶ To reach this ambitious goal, it will be important to develop efficient conjugated polymers that absorb up to 1000 nm and beyond.

Conjugated polymers with tailored optical band gaps (E_g) can be obtained using electron donating and electron deficient units alternating along the main chain. In general stronger electron donors and stronger acceptors reduce the optical band gap. Using this design motif and by employing suitable side chains, the energy levels, solubility, aggregation and crystallinity of the polymers can be tuned. Alternating conjugated polymers have already reached high performance in polymer solar cells, especially for wide ($E_g > 1.7$ eV) and medium (1.7 eV $> E_g > 1.4$ eV) optical band gaps with PCEs above 9%.¹⁻³ A few small band gap conjugated polymers with E_g close to 1.4 eV provide $\geq 8\%$ PCE.⁷⁻⁹ For E_g below 1.25 eV the most efficient cells reach 5.3% PCE.¹⁰ In many of the successful materials a significant photon energy loss between E_g and open circuit voltage (V_{oc}) is incurred, $E_{loss} = E_g - qV_{oc}$. E_{loss} provides a driving force for photoinduced charge generation and often enhances the short circuit current density (J_{sc}). When the optical band gap is reduced, charge generation is usually becomes negligible when E_{loss} becomes less than 0.6 eV.¹¹ This problem becomes especially important when the absorption of conjugated polymers extends above 1000 nm where the optical band gap becomes less than 1.2 eV. To

maintain a high quantum efficiency for charge generation, the V_{oc} , which is controlled by the energy difference between the HOMO of the donor and the LUMO of the acceptor, must be designed to be less than 0.6 V. However, a too low V_{oc} would quickly lead to an insignificant PCE. Hence, conjugated polymers with a very small band gap require a judicious design in terms of energy levels to be applicable in PSCs.

Several conjugated polymers with absorption beyond 1000 nm have been reported, often using strong electron deficient units such as thienoisindigo,^{12,13} thiadiazoloquinoline,^{14,15} bisbenzothiadiazole,¹⁶ pyrazinoquinoline^{17,18} or diketopyrrolopyrrole (DPP).¹⁹ When applied in polymer solar cells PCEs up to 5.3% have been obtained.¹⁰ Especially, PDPP2T-DTP (Fig. 1a) with DPP as electron acceptor and dithienopyrrole (DTP) as strong electron donor affords $E_g = 1.23$ eV¹⁹ and provides $J_{sc} > 20$ mA/cm².¹⁰ The V_{oc} of cells based on this polymer is, however, relatively low with 0.43 V, resulting in $E_{loss} = 0.80$ eV. In order to reduce E_{loss} and enhance V_{oc} , we introduce the use of two electron deficient units, DPP and benzothiadiazole (BT), in combination with DTP as electron donor. The new ultra low band gap polymer, PDPP2T-BT-co-DTP (Fig. 1c) provides a significantly higher V_{oc} of 0.52 eV and PCE of 3.7% with a reduced optical band gap of 1.19 eV in polymer solar cells.

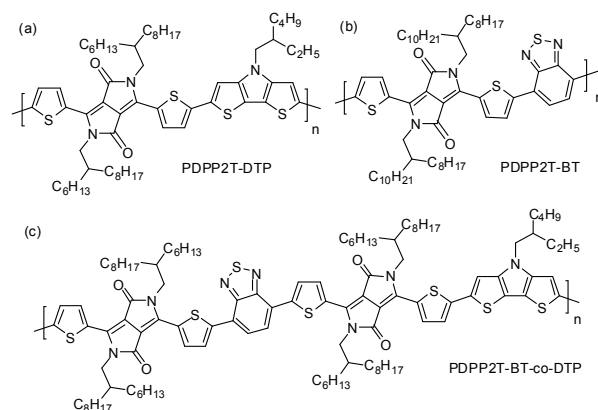


Fig. 1 The DPP polymers with (a) dithienopyrrole (DTP), (b) benzothiadiazole (BT) and (c) both DTP and BT.

PDPP2T-DTP¹⁰ and PDPP2T-BT²⁰ were synthesized following previously reported procedures. The regioregular alternating copolymer PDPP2T-BT-co-DTP was synthesized using the

dibromo-monomer of T-DPP-T-BT-T-DPP-T and the bisstannyl-DTP monomer via Stille polymerization (Scheme S1, ESI†). The conditions applied in the polymerization reaction, toluene/DMF 10:1 (v/v) as solvent and Pd₂(dba)₃/PPh₃ 1:4 (mol/mol) as catalyst, were chosen to reduce homo coupling defects and achieve a high molecular weight.²¹ The viscous gel formed during polymerization indicates a high molecular weight and required that the work-up required the use of 1,1,2,2-tetrachloroethane at 140 °C. It was not possible to measure the molecular weight by gel permeation chromatography (GPC) in *o*-dichlorobenzene (*o*-DCB) because the polymer seems to adhere to or decompose on the column. The same problem was previously encountered for PDPP2T-DTP.¹⁰ The thermal stability of PDPP2T-BT-*co*-DTP is somewhat less than that of PDPP2T-BT and PDPP2T-DTP (Fig. S1, ESI†). The strong electron donating DTP unit makes polymers based on DTP susceptible to oxidation in air, and processing of devices was performed under inter atmosphere.¹⁰

All three polymers absorb in the near-infrared region with onsets above 1000 nm (Fig. 2a). The absorption in thin films is slightly red-shifted compared to chloroform solution (Fig. S2, ESI†). PDPP2T-BT has a lower band gap (1.19 eV) than PDPP2T-DTP ($E_g = 1.23$ eV). While we anticipated that the combination of two acceptors (DPP and BT) would increase the electron withdrawing character and could further reduce the band gap, the terpolymer PDPP2T-BT-*co*-DTP, that combines DPP, BT, and DTP also has $E_g = 1.19$ eV.

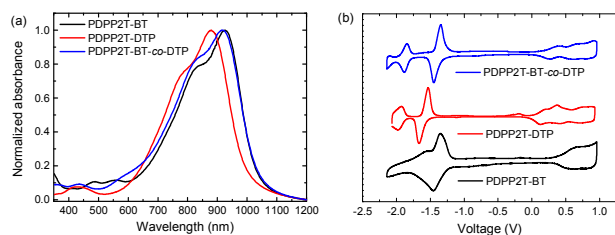


Fig. 2 (a) Optical absorption spectra of the polymers in solid state films and (b) Cyclic voltammograms of the polymers thin films on ITO substrates.

Table 1 Optical and electrochemical properties of the polymers.

Polymer	$E_g^{\text{CHCl}_3}$ (eV)	E_g^{film} (eV)	E_{LUMO} (eV) ^a	E_{HOMO} (eV) ^a	E_g^{cv} (eV)	ΔE_{LL} (eV) ^b
PDPP2T-BT	1.22	1.19	-4.01	-5.55	1.54	0.15
PDPP2T-DTP	1.26	1.23	-3.68	-5.26	1.58	0.48
PDPP2T-BT- <i>co</i> -DTP	1.21	1.19	-3.92	-5.35	1.43	0.24

^a Determined using a work function value of -5.23 eV for Fc/Fc⁺. ^b $\Delta E_{\text{LL}} = q(E_{\text{LUMO}}([70]\text{PCBM}) - E_{\text{LUMO}})$ with $E_{\text{LUMO}}([70]\text{PCBM}) = -4.16$ V.

Importantly, however, the introduction of two acceptors allows to effectively tune the frontier orbital energy levels.^{22,23} Cyclic voltammetry (Fig. 2b and Table 1) reveals that as a consequence of incorporating two electron deficient units (DPP and BT), the PDPP2T-BT copolymer has deep HOMO and LUMO levels (-5.55 eV and -4.01 eV). Hence, the LUMO-LUMO offset (ΔE_{LL}) between PDPP2T-BT and [70]PCBM is only 0.15 eV and significantly less than the ~0.3 eV threshold for charge separation. This problem often occurs in very small band gap conjugated polymers.^{24,25} With one electron deficient (DPP) and one electron rich unit (DTP), the PDPP2T-DTP copolymer exhibits significantly less negative HOMO and LUMO levels (-5.26 eV and -3.68 eV) to give $\Delta E_{\text{LL}} = 0.48$ eV. The new terpolymer

PDPP2T-BT-*co*-DTP has the HOMO and LUMO in between those of the two copolymers PDPP2T-BT and PDPP2T-DTP, so that $\Delta E_{\text{LL}} = 0.24$ eV. The low lying HOMO level will help to achieve a higher V_{oc} than that of PDPP2T-DTP, while the higher ΔE_{LL} that that of PDPP2T-BT is beneficial for the efficiency of photoinduced charge separation.

The three polymers were applied in polymer solar cells with a transparent ITO/poly(3,4-ethylenedioxythiophene):poly(styrene-sulfonate) (PEDOT:PSS) bottom contact for hole collection and LiF/Al top contact for electron collection. The photoactive layers, in which the polymers were blended with [70]PCBM, were carefully optimized for the donor to acceptor weight ratio, solvent, co-solvent, and thickness. In general, the optimized donor-acceptor ratio is 1:2 (w/w) and the optimal thickness was around 110 nm, when spin coating from chloroform solution. For PDPP2T-BT 10% *o*-DCB as co-solvent gave the best performance. For PDPP2T-DTP and PDPP2T-BT-*co*-DTP the best co-solvents concentrations are 5% *o*-DCB and 3% 1-chloronaphthalene (1-CN), respectively. The *J-V* characteristics and external quantum efficiencies (EQEs) of the optimized devices are depicted in Fig. 3 and the device parameters are summarized in Table 2.

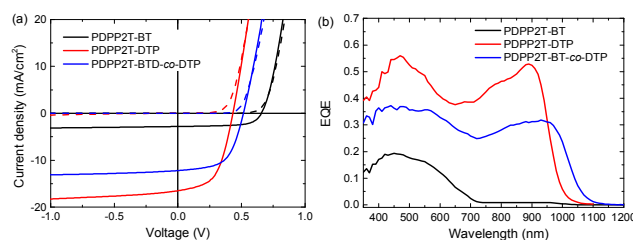


Fig. 3 (a) *J-V* characteristics in dark (dashed lines) and under white light illumination (solid lines) of optimized solar cells of the polymers with [70]PCBM. (b) EQE of the same devices.

Table 2 Solar cell parameters of optimized solar cells of the DPP polymers with [70]PCBM.

Polymer	J_{sc}^a (mA cm ⁻²)	V_{oc} (V)	FF	PCE ^a (%)	E_{loss} (eV)
PDPP2T-BT	2.8	0.66	0.66	1.2	0.53
PDPP2T-DTP	16.6	0.43	0.54	3.9	0.80
PDPP2T-BT- <i>co</i> -DTP	12.2	0.52	0.58	3.7	0.67

^a J_{sc} and PCE were calculated by integrating the EQE spectrum with the AM1.5G spectrum.

As expected from the low ΔE_{LL} the PDPP2T-BT copolymer gives a low PCE of 1.2%, mainly due to a low short circuit current density ($J_{\text{sc}} = 2.8$ mA cm⁻²). The cells have a high V_{oc} of 0.66 V at this low band gap (1.19 eV). The photon energy loss E_{loss} equals 0.53 eV and is below the threshold of 0.6 eV for efficient charge transfer,¹¹ rationalizing the low J_{sc} . In contrast, photovoltaic devices based on the copolymer PDPP2T-DTP give a high J_{sc} of 16.6 mA cm⁻² and PCE of 3.9%, but a relatively low V_{oc} of 0.43 V as consequence of the higher lying HOMO. The low V_{oc} increases the photon energy loss to $E_{\text{loss}} = 0.80$ eV. The new terpolymer PDPP2T-BT-*co*-DTP gives $V_{\text{oc}} = 0.52$ V, i.e. in between the V_{oc} 's obtained with the two copolymers, but a somewhat low J_{sc} (12.2 mA cm⁻²) and PCE of 3.7%. Here E_{loss} is 0.67 eV. The differences in photocurrent are also reflected in the EQE spectra (Fig. 3b). In PDPP2T-BT:[70]PCBM cells the contribution of light absorbed by the polymer in the 700–1050

nm region is negligible and photocurrent is only created via excitation of [70]PCBM. In contrast, a broad spectral response from 350 to 1050 nm, covering the absorption spectra of fullerene and polymer is found for PDPP2T-BT-co-DTP:[70]PCBM blends. Unfortunately, the PDPP2T-BT-co-DTP terpolymer provides a relatively low EQE (maximizing at 0.32) compared to that of the PDPP2T-DTP copolymer (maximizing at 0.53).

As previously reported, a lower energy loss decreases the driving force for electron transfer and correlates with a lower EQE.⁷ Hence, the lower EQE of the terpolymer PDPP2T-BT-co-DTP is possibly related to the reduced ΔE_{LL} and E_{loss} . However, the energy loss of the terpolymer is 0.67 eV, i.e. above the threshold of 0.6 eV.¹¹ Actually, another DPP-polymer, PDPP3T, where $E_{loss} = 0.65$ eV gave a maximum EQE of 0.50,⁷ which is significantly higher than the 0.32 of the terpolymer. Therefore other effects than E_{loss} likely contribute to the low EQE.

First, TEM reveals that the morphology of the PDPP2T-BT-co-DTP:[70]PCBM blends consists of semicrystalline polymer fibrils (Fig. 4). The crystallinity can be readily seen from the lattice fringes in Fig. 4b. The width of these semicrystalline fibrils exceeds 10 nm, commonly considered as the maximum exciton diffusion length. We have shown recently for a range of DPP-polymers that the fibril width anti-correlates with the EQE and that exciton loss via intrinsic decay may contribute to a low EQE.²⁶

Second, localization of excitons on the T-DPP-T-BT-T-DPP-T segments may occur. Because PDPP2T-BT has a smaller band gap than PDPP2T-DTP, excitons may prefer T-DPP-T-BT-T-DPP-T segments. Excitons on such segments may have a lower tendency to transfer an electron to the fullerene, as suggested by the fact that the PDPP2T-BT copolymer is unable to create charges efficiently. This explanation is supported by our recent work on the detrimental effect of low-LUMO chain segments on the charge generation efficiency.²¹




Fig. 4 Bright field TEM images of the optimized PDPP2T-BTD-co-DTP:[70]PCBM blend films. Scale bars: (a) 200 nm and (b) 50 nm.

In conclusion, a new conjugated terpolymer with an ultra small band gap, $E_g = 1.19$ eV, was designed and applied in polymer solar cells. By incorporating two electron-deficient and one electron-rich unit into the conjugated backbone the frontier energy levels were tailored to maximize V_{oc} and J_{sc} . The terpolymer provided a relatively high V_{oc} (0.52 V) and PCE (3.7%) with a photoresponse up to 1050 nm, despite a moderate EQE. The study shows that by extending the push-pull approach and incorporating more units than single electron rich and electron poor units is viable way to create semiconducting

polymers with finely tuned energy levels.

The work was performed in the framework of the Largecells and X10D projects that received funding from the European Commission's Seventh Framework Programme (Grant Agreement No. 261936 and No. 287818). The research forms part of the Solliance OPV programme and has received funding from the Ministry of Education, Culture and Science (Gravity program 024.001.035).

Notes and references

^a Beijing National Laboratory for Molecular Sciences, CAS Key Laboratory of Organic Solids, Institute of Chemistry, Chinese Academy of Sciences, Beijing 100190, P. R. China. E-mail: liweiwei@iccas.ac.cn

^b Molecular Materials and Nanosystems, Eindhoven University of Technology, P. O. Box 513, 5600 MB Eindhoven, The Netherlands. E-mail: r.a.janssen@tue.nl

^c Dutch Institute for Fundamental Energy Research, De Zaaie 20, 5612 AJ Eindhoven, The Netherlands

† Electronic supplementary information (ESI) available. See DOI: 10.1039/b000000x/

- 1 Y. Liu, J. Zhao, Z. Li, C. Mu, W. Ma, H. Hu, K. Jiang, H. Lin, H. Ade and H. Yan, *Nat. Commun.*, 2014, **5**, 5293/1–8.
- 2 J.-D. Chen, C. Cui, Y.-Q. Li, L. Zhou, Q.-D. Ou, C. Li, Y. Li and J.-X. Tang, *Adv. Mater.*, 2014, DOI: 10.1002/adma.201404535.
- 3 S.-H. Lia, H.-J. Jhuo, P.-N. Yeh, Y.-S. Cheng, Y.-L. Li, Y.-H. Lee, S. Sharma and S.-A. Chen, *Sci. Rep.*, 2014, **4**, 6813/1–7.
- 4 C.-C. Chen, W.-H. Chang, K. Yoshimura, K. Ohya, J. You, J. Gao, Z. Hong and Y. Yang, *Adv. Mater.*, 2014, **26**, 5670–5677.
- 5 A. R. bin Mohd Yusoff, D. Kim, H. P. Kim, F. K. Shneider, W. J. da Silva and J. Jang, *Energy Environ. Sci.*, 2015, **8**, 303–316.
- 6 R. A. J. Janssen and J. Nelson, *Adv. Mater.*, 2013, **25**, 1847–1858.
- 7 K. H. Hendriks, G. H. L. Heintges, V. S. Gevaerts, M. M. Wienk and R. A. J. Janssen, *Angew. Chem., Int. Ed.*, 2013, **52**, 8341–8344.
- 8 L. Dou, C.-C. Chen, K. Yoshimura, K. Ohya, W.-H. Chang, J. Gao, Y. Liu, E. Richard and Y. Yang, *Macromolecules*, 2013, **46**, 3384–3390.
- 9 R. S. Ashraf, I. Meager, M. Nikolka, M. Kirkus, M. Planells, B. C. Schroeder, S. Holliday, M. Hurhangee, C. B. Nielsen, H. Sirringhaus and I. McCulloch, *J. Am. Chem. Soc.*, 2015, **137**, 1314–1321.
- 10 K. H. Hendriks, W. Li, M. M. Wienk, R. A. J. Janssen, *J. Am. Chem. Soc.*, 2014, **136**, 12130–12136.
- 11 D. Veldman, S. C. J. Meskers and R. A. J. Janssen, *Adv. Funct. Mater.*, 2009, **19**, 1939–1948.
- 12 G. W. P. Van Puijssen, F. Gholamrezaie, M. M. Wienk and R. A. J. Janssen, *J. Mater. Chem.*, 2012, **22**, 20387–20393.
- 13 M. Karakawa and Y. Aso, *Macromol. Chem. Phys.*, 2013, **214**, 2388–2397.
- 14 A. P. Zoombelt, M. Fonrodona, M. M. Wienk, A. B. Sieval, J. C. Hummelen and R. A. J. Janssen, *Org. Lett.*, 2009, **11**, 903–906.
- 15 T. T. Steckler, P. Henriksson, S. Mollinger, A. Lundin, A. Salleo and M. R. Andersson, *J. Am. Chem. Soc.*, 2013, **136**, 1190–1193.
- 16 J. Fan, J. D. Yuen, M. J. Seifter, J.-H. Seo, A. R. Mohebbi, D. Zakhidov, A. Heeger and F. Wudl, *Adv. Mater.*, 2012, **24**, 2186–2190.
- 17 E. Wang, L. Hou, Z. Wang, S. Hellström, W. Mammo, F. Zhang, O. Inganäs and M. R. Andersson, *Org. Lett.*, 2010, **12**, 4470–4473.
- 18 T. L. D. Tam, T. Salim, H. Li, F. Zhou, S. G. Mhaisalkar, H. Su, Y. M. Lam and A. C. Grimsdale, *J. Mater. Chem.* 2012, **22**, 18528–18534.
- 19 E. J. Zhou, J. Z. Cong, K. Hashimoto and K. Tajima, *Energy Environ. Sci.*, 2012, **5**, 9756–9759.
- 20 S. Cho, J. Lee, M. H. Tong, J. H. Seo and C. Yang, *Adv. Funct. Mater.*, 2011, **21**, 1910–1916.
- 21 K. H. Hendriks, W. Li, G. H. L. Heintges, G. W. P. van Puijssen, M. M. Wienk and R. A. J. Janssen, *J. Am. Chem. Soc.*, 2014, **136**, 11128–11133.

-
- 22 D. Dang, W. Chen, R. Yang, W. Zhu, W. Mammo and E. Wang, *Chem. Commun.*, 2013, **49**, 9335–9337.
 - 23 W. Sun, Z. Ma, D. Dang, W. Zhu, M. R. Andersson, F. Zhang and E. Wang, *J. Mater. Chem. A*, 2013, **1**, 11141–11144.
 - 24 A. P. Zoombelt, S. G. J. Mathijssen, M. G. R. Turbiez, M. M. Wienk and R. A. J. Janssen, *J. Mater. Chem.*, 2010, **20**, 2240–2246.
 - 25 F. L. Zhang, J. Bijleveld, E. Perzon, K. Tvingstedt, S. Barrau, O. Inganäs and M. R. Andersson, *J. Mater. Chem.*, 2008, **18**, 5468–5474.
 - 26 W. Li, K. H. Hendriks, A. Furlan, W. S. C. Roelofs, M. M. Wienk and R. A. J. Janssen, *J. Am. Chem. Soc.*, 2013, **135**, 18942–18948.