

Catalysis Science & Technology

Accepted Manuscript



This is an *Accepted Manuscript*, which has been through the Royal Society of Chemistry peer review process and has been accepted for publication.

Accepted Manuscripts are published online shortly after acceptance, before technical editing, formatting and proof reading. Using this free service, authors can make their results available to the community, in citable form, before we publish the edited article. We will replace this *Accepted Manuscript* with the edited and formatted *Advance Article* as soon as it is available.

You can find more information about *Accepted Manuscripts* in the [Information for Authors](#).

Please note that technical editing may introduce minor changes to the text and/or graphics, which may alter content. The journal's standard [Terms & Conditions](#) and the [Ethical guidelines](#) still apply. In no event shall the Royal Society of Chemistry be held responsible for any errors or omissions in this *Accepted Manuscript* or any consequences arising from the use of any information it contains.

Catalytic Hydrogenation of Functionalized Amides Under Basic and Neutral Conditions

Jeremy M. John^a, Rasu Loorthuraja^b, Evan Antoniuk^b and Steven H. Bergens^{b*}

Cite this: DOI: 10.1039/x0xx00000x

Received 00th January 2012,
Accepted 00th January 2012

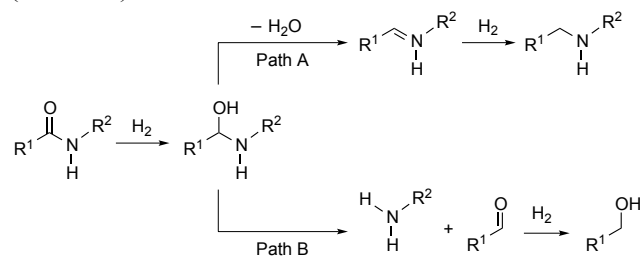
DOI: 10.1039/x0xx00000x

www.rsc.org/

A new, base-free high turnover number (TON) catalyst for hydrogenation of simple and functionalized amides is prepared by reacting $[\text{Ru}(\eta^3\text{-C}_3\text{H}_5)(\text{Ph}_2\text{P}(\text{CH}_2)_2\text{NH}_2)_2]\text{BF}_4$ and BH_4^- under hydrogen. The hydrogenation proceeds with C–N cleavage to form the corresponding amine and alcohol. The base-free and base-promoted hydrogenations tolerate alcohols, amines, aromatic bromides, chlorides and fluorides, ethers, certain olefins, and *N*-heterocyclic rings. The reaction was used to deprotect the amine groups in certain acetyl amides to form, for example, an *N*-heterocyclic amine containing an aryl bromide. The base-free system also selectively hydrogenates *N*-acyloxazolidinones without epimerization at the α -position, and reduced β -lactams to form the corresponding amino alcohols.

Introduction

We report an active system for the hydrogenation of simple and functionalized amides under neutral conditions with high turnover numbers (TON). The reduction of amides produces alcohols and/or amines that have biological activity and industrial applications.^{1,2} Amides are the least reactive of the carboxylic acid derivatives, and their reduction requires forceful conditions or reducing agents that are oxophilic. Amide reductions are typically carried out with stoichiometric hydride reducing agents such as Al–H, B–H, or Si–H species.³ Recently, Proctor *et al.* reported a stoichiometric reduction with SmI_2 (4–8 equiv) as reducing agent to form the amine and alcohol products of net C–N cleavage.⁴ The reduction of amides proceeds through hemiaminal or related intermediates (Scheme 1).⁵



Elimination of H_2O (C–O cleavage) forms the higher amine as net product (Path A). The elimination of H_2O is promoted by acid, sieves, oxophilic reagents, the presence of hydrogen on nitrogen, or by high temperatures to remove water. The majority of stoichiometric amide reductions proceed by C–O cleavage to form the higher amine. Elimination of H_2NR^2 (C–N cleavage) during amide reduction forms the corresponding lower amine and alcohol (Path B). The net elimination of H_2NR^2 from the hemiaminal is promoted by basic conditions at low to moderate temperatures. The structure of the amide and catalyst will also influence the selectivity of the reduction.

The heterogeneous amide hydrogenation catalysts favor net C–O cleavage, and the more active systems use ~1 mole % catalyst at $T > 130^\circ\text{C}$ under 30–100 atm H_2 .⁶ These systems tolerate certain ether functionalities, amines, and alcohols. Arene hydrogenation and bond hydrogenolysis can occur as side reactions. Recently, Cole-Hamilton *et al.* reported that a 4%Pt–4%Re/ TiO_2 catalyst effects the hydrogenation of amides in flow reactors.⁶ⁿ

The homogeneous amide hydrogenation catalysts are classified into acid-promoted systems and into bifunctional-type systems that operate under neutral and basic conditions. $\text{Ru}(\text{acac})_3$ (acacH = 2,4-pentanedione), 1,1,1-tris-(diphenylphosphinomethyl)ethane, and methanesulphonic acid

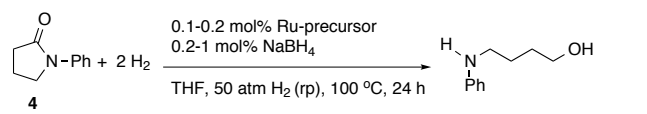
form a catalyst that hydrogenates *N*-phenyl amides with predominantly C–O cleavage under acidic conditions with 1 % catalyst at $T = 200\text{--}220\text{ }^\circ\text{C}$ under 10–40 atm H_2 .^{7a–d} The bifunctional homogeneous precursors include $\text{Cp}^*\text{RuCl}(X\text{-N})$ ($X = \text{N}, \text{P}$),^{7e–g} PNN–Ru pincer complexes (PNN = 2-(di-*tert*-butylphosphinomethyl)-6-(diethylaminomethyl)pyridine, *etc.*),^{7h} and $\text{RuCl}_2(Y\text{-N})_2$ complexes (*e.g.* $Y\text{-N} = 2\text{-C}_5\text{H}_4\text{NCH}_2\text{PCy}_2$).^{7k} These systems operate under neutral conditions, typically in THF solvent at $T = 80\text{--}200\text{ }^\circ\text{C}$ with 1–10 mole % catalyst under 10–50 atm H_2 . The major products are the alcohol and amine resulting from C–N cleavage. The activity of some of these catalysts is promoted under basic conditions. In 2011, we reported that the cationic allyl precursor $[\text{Ru}(\eta^3\text{-C}_3\text{H}_5)(\text{Ph}_2\text{P}(\text{CH}_2)_2\text{NH}_2)_2]\text{BF}_4$ (**2**) or the neutral dichloride $\text{RuCl}_2(\text{Ph}_2\text{P}(\text{CH}_2)_2\text{NH}_2)_2$ (**3**) with base in THF hydrogenate a wide variety of simple amides with C–N cleavage and with remarkable TON's up to ~ 7000 (100 $^\circ\text{C}$, 50 atm, 4–5 mol% base, 24 h).^{8a}

There are no reports of a high TON (> 300) neutral amide hydrogenation catalyst, nor of an amide hydrogenation catalyst that tolerates a wide variety of functional groups. We now report such a neutral catalyst, and we demonstrate its functional group tolerance under neutral and basic conditions. We also illustrate the utility of the system as a relatively mild, catalytic method to liberate amines by hydrogenation of the corresponding acetyl amides.

Results and discussion

Noyori⁹ and others^{10a–e} reported that catalysts containing BH_4^- adducts are active for ketone hydrogenations under base-free conditions.¹¹ For this study, we found that the cationic allyl precursor $[\text{Ru}(\eta^3\text{-C}_3\text{H}_5)(\text{Ph}_2\text{P}(\text{CH}_2)_2\text{NH}_2)_2]\text{BF}_4$ (**2**) reacts with 2 equiv of NaBH_4 under H_2 in THF (~ 2 atm, 60 $^\circ\text{C}$, 30 min) to form a base-free catalyst that hydrogenates *N*-phenylpyrrolidin-2-one (**4**) with C–N cleavage in high TON (910) (24 h, 50 atm, 100 $^\circ\text{C}$, Table 1, entry 1). There was no evidence of C–O cleavage, despite the neutral conditions for this hydrogenation. Catalysts prepared by reacting the ruthenium precursors $[\text{Ru}((1\text{-}3;5\text{-}6\text{-}\eta)\text{-C}_8\text{H}_{11})(\eta^6\text{-anthracene})]\text{BF}_4$ (**5**)¹² or $[\text{Ru}(\eta^3\text{-C}_3\text{H}_5)(\text{COD})(\text{MeCN})_2]\text{BF}_4$ (COD = 1,5-cyclooctadiene) (**6**) *in situ* with $\text{Ph}_2\text{P}(\text{CH}_2)_2\text{NH}_2$ (**7**, 2 equiv), and then with NaBH_4 (5 equiv) were somewhat less active (entries 2 and 3) than the catalyst prepared from **2**. The dichloride $\text{RuCl}_2(\text{Ph}_2\text{P}(\text{CH}_2)_2\text{NH}_2)_2$ (**3**) with NaBH_4 was $\sim 66\%$ less active (entry 4). The ratio of $\text{Ru}:\text{BH}_4$ was increased to 1:5 with **5**, **6**, and **3** to accommodate any uncertainties in the amounts of *in situ* catalyst formed, as well as any potential difficulties in reducing any ligands in these precursors with BH_4^- . It is likely that the reduced activity of catalysts made from **5** and **6** results from inefficiencies inherent with utilizing two *in situ* reactions to prepare the catalyst: the reaction with **7**, followed by reaction with NaBH_4 and hydrogen. The relatively low reactivity of the dichloride **3** perhaps illustrates the relative ease by which the allyl group in **2** is removed by hydrogenation relative to the reduction of the chloride ligands in **3** by NaBH_4 .

Table 1. Base-free hydrogenation of **4** by various Ru-precursors.

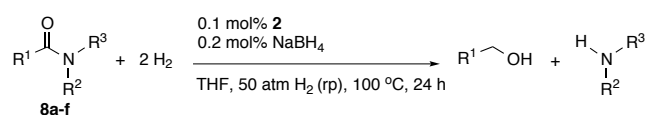


| entry | Catalyst | Ru:NaBH ₄ | % conv ^a | TON |
|----------------|----------|----------------------|---------------------|-----|
| 1 ^b | 2 | 1:2 | 91 | 913 |
| 2 ^c | 5 | 1:5 | 71 | 710 |
| 3 ^c | 6 | 1:5 | 66 | 660 |
| 4 ^d | 3 | 1:5 | 76 | 378 |

^aDetermined by ¹H NMR Spectroscopy. ^b**2** was reacted with NaBH_4 for 20 min under ~ 2 atm H_2 at 60 $^\circ\text{C}$. ^c**5** or **6** were reacted with 2 equiv **7** (under Ar for 30 min), then with NaBH_4 under ~ 2 atm H_2 for 20 min at 60 $^\circ\text{C}$. ^d**3** was reacted with NaBH_4 for 20 min under ~ 2 atm H_2 at 60 $^\circ\text{C}$. rp = reaction pressure.

Table 2 shows the results for the base-free hydrogenations of representative simple amides with **2** (0.1 mol%) and NaBH_4 (B/Ru = 2, 100 $^\circ\text{C}$, 50 atm, 24 h, THF). For comparison, we include the yields reported previously for the same hydrogenations carried out with excess base (4 mol% $\text{KN}[\text{Si}(\text{CH}_3)_3]_2$).^{8a} The *N*-diphenyl (entry 1), *N*-phenyl-*N*-methyl (entry 2), and *N*-phenyl acetamides (entry 3) were all hydrogenated in high TON (800–1000, entries 1–3) with both catalyst systems. Interestingly, the 2° *N*-phenyl acetamide (entry 3) was slightly more reactive with the base-free catalyst than with the base-promoted catalyst. The same order of activity occurs with *N,N*-diphenyl benzamide as substrate (entry 6). We believe that under basic conditions, 2° amides are deprotonated at nitrogen to form strongly coordinating amidate anions that partially hinder the catalyst. The hydrogenations with BH_4^- are less susceptible to this type of inhibition. The morpholino acetamide (**8d**) was smoothly hydrogenated under base-free and basic conditions (entry 4), and the stable *N,N*-dimethylacetamide (**8e**), was hydrogenated with appreciable TON (240, entry 5) with the base-free catalyst. The base-promoted system was more active (TON = 500). Taken together, the hydrogenations of the *N*-phenyl, *N*-alkyl, and secondary acetamides in Table 1 demonstrate that these hydrogenations offer a relatively mild, efficient, and environmentally benign alternative to the stoichiometric methods used to liberate amines that were protected as acetamides.¹⁴

Table 2. Base-free hydrogenation of simple amides.^{a,b}

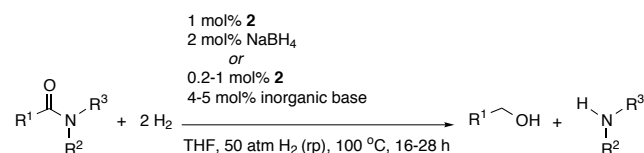


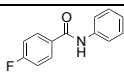
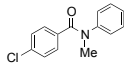
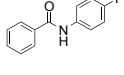
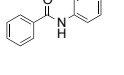
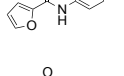
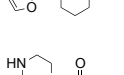
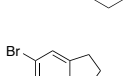
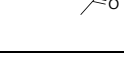
| entry | sub | R ¹ | R ² | R ³ | % conv ^c | TON |
|-------|-----------------|----------------|--|----------------|---------------------|------|
| 1 | 8a | Me | Ph | Ph | 100(100) | 1000 |
| 2 | 8b | Me | Ph | Me | 93(100) | 930 |
| 3 | 8c | Me | Ph | H | 80(70) | 800 |
| 4 | 8d | Me | -C ₄ H ₈ O- [§] | | 96(100) | 960 |
| 5 | 8e ^d | Me | Me | Me | 24(50) | 240 |
| 6 | 8f ^e | Ph | Ph | H | 71(50) | 710 |

^a **2** reacted with NaBH₄ for 20 min under ~2 atm H₂ at 60 °C. [8a-e] = 2.5 M in THF. ^b In parenthesis are the results for the base-assisted hydrogenation using 0.1 mol% **2** and 4 mol% KN[Si(CH₃)₃]₂. ^c Determined using ¹H NMR spectroscopy. ^d Anthracene used as internal standard. ^e [8f] = 2 M in THF. [§] -CH₂CH₂OCH₂CH₂-.

Table 3 shows the results from the base-free and base-promoted hydrogenations of functionalized amides. Generally, the system with added base was more active for these substrates. The functional groups that tolerated the base-promoted hydrogenation with good TON (400–500) include arene rings, aromatic fluorides (entries 1 and 3), and bromides (entry 4). The halide can reside on the acyl group (entries 1 and 2), or in the amine of the amide (entries 3 and 4). Interestingly, and for reasons unknown at this time, the base-assisted hydrogenation of the *N*-(4-fluorophenyl)benzamide (entry 3) proceeded quantitatively (TON = 500) with 92 % net C–N cleavage and ~8 % net C–O cleavage. The aromatic chloride (entry 2) was less reactive than the fluorides and bromides. Importantly, furans are not hydrogenated and do not hinder catalysis (entries 5 and 6, TON = 400–500), demonstrating that amides can be selectively hydrogenated in the presence of furans. Amides containing 2° *N*-heterocycles can also be hydrogenated, albeit with lower, but useful TON (86, entry 7). The halogenated heterocyclic amine 5-bromoindoline was deprotected by the neutral and base-promoted hydrogenations of 1-acetyl-5-bromoindoline (entry 8). Significantly, the base-promoted hydrogenation of this substrate (entry 8) was carried out under 10 atm *reaction pressure* to give 500 turnovers in 24 hours, demonstrating that this catalytic system is active towards certain amides under lower pressures. The hydrogenation also tolerates ethers (see Table 2, entry 4), as well as alcohols and amines as these are the products of the hydrogenation.

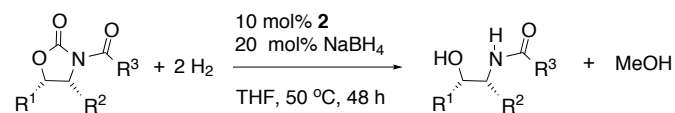
Table 3. Base-free^a vs base-assisted^b hydrogenation of functionalized amides.



| entry | sub | t (t) ^c | %conv | | TON | |
|-------|---|--------------------|-----------|--------------------|-----------|---------------|
| | | | Base-free | Base-assisted | Base-free | Base-assisted |
| 1 |  | 24(24) | 34 | 89 ^d | 34 | 442 |
| 2 |  | 24(21) | 0 | 50 ^e | 0 | 50 |
| 3 |  | 19(28) | 69 | 100 ^{f,g} | 69 | 500 |
| 4 |  | nd(24) | nd | 100 | nd | 100 |
| 5 |  | 16(24) | 32 | 88 ^d | 32 | 438 |
| 6 |  | nd(24) | nd | 100 ^{d,g} | nd | 500 |
| 7 |  | 24(24) | 5 | 86 | 5 | 86 |
| 8 |  | 24(24) | 100 | 100 | 100 | 500 |
| | | nd(24) | nd | 100 ^h | nd | 500 |

^a **2** (1 mol%) reacted with NaBH₄ (2 mol%) for 20 min under ~2 atm H₂ at 60 °C. [amide] = 0.25 M in THF. nd = not determined. ^b **2** (1 mol%) reacted with KO^t-Bu (4 mol%). [amide] = 0.25 M in THF. ^c Time for base-assisted hydrogenations denoted in parenthesis. ^d Ru:KO^t-Bu:amide 1:20:500. ^e Ru:KO^t-Bu:amide 1:5:100. ^f Proceeded with 8% C–O cleavage. ^g Ferrocene used as internal standard. ^h Reaction performed at 10 atm H₂ pressure.

Table 4. Base-free hydrogenation of *N*-acyloxazolidinones.



| entry | sub | R ¹ | R ² | R ³ | % conv ^a | TON ^a |
|----------------|-----|----------------|----------------|----------------|---------------------|------------------|
| 1 ^b | 9a | Ph | Me | CMe(H)Bn | 100 | 10 |
| 2 ^b | 9b | H | <i>i</i> Pr | CMe(H)Bn | 100 | 10 |

^a Determined using ¹H NMR spectroscopy. ^b **2** (10 mol%) reacted with NaBH₄ (20 mol%) for 10 min under ~2 atm H₂ at 60 °C. Reaction conditions: 50 atm H₂ (rp) at 50 °C for 24 h. [9a or 9b] = 25 mM in THF. dr of 9a or 9b = 99:1.

N-Acylloxazolidinones are typically harder to reduce than amides. We prepared the diastereomerically pure (2-benzyl)propanamide oxazolidinones **9a** and **9b** by benzylation of the parent enolates.¹³ Hydrogenation of **9a** and **9b** under base-free conditions with 10 mol% Ru proceeded with quantitative reduction of the endocyclic C–N bond to furnish only the corresponding hydroxyl amides and methanol (Table 4). The diastereomeric ratio of the product was (>99:1) for both these hydrogenations, showing epimerization did not occur. Steric crowding around the exocyclic amide bond likely drives the preference for hydrogenation of the oxazolidinone carbonyl. In contrast, the hydrogenation of **9a** with **2** in the presence of base (10 mol% **2**, 20 mol% KO*t*-Bu) also occurred with near exclusive endocyclic C–N cleavage, but the products consisted of a mixture of diastereomeric hydroxyl amides resulting from base-catalyzed epimerization of the (2-benzyl)propanamide group. These results demonstrate that the base-free hydrogenation will preserve the stereochemistry at enolizable carbon centers. Ikariya and coworkers reported that hydrogenation of **9a** using 3 mol% Cp*RuCl(Ph₂P(CH₂)₂NH₂) and KO*t*-Bu (Ru:base = 1:1) under 30 atm H₂ at 80 °C for 20 h in 2-PrOH proceeding exclusively with exocyclic C–N cleavage resulting from hydrogenation of the acyl carbonyl.^{7c} We believe the active catalyst generated from **2** and BH₄[–] is more susceptible to steric crowding than the catalyst Cp*RuH(Ph₂P(CH₂)₂NH₂) described by Ikariya and coworkers. Control experiments were performed to investigate the identity of the active catalyst. The use of Ru black as catalyst resulted only in the hydrogenation of the arene ring in **5**. It is therefore unlikely that Ru nanoparticles are the active catalyst in these amide hydrogenations. In control NMR experiments, we found that **2** reacts with 2 equiv of NaBH₄ after 30 min at 60 °C under ~2 atm H₂ to form in 95 % yield *trans*-Ru(H)(BH₄)(Ph₂P(CH₂)₂NH₂)₂. Propylene and remaining NaBH₄ were also present. The *trans*-H-Ru-BH₄ complex was identified using ¹H, ¹H{³¹P}, ³¹P, ¹¹B, ¹H-¹⁵N HSQC, gTOCSY, gCOSY NMR experiments. Based upon this observation, we propose that the catalyst generated under base-free conditions is *trans*-Ru(H)₂(Ph₂P(CH₂)₂NH₂)₂, made from *trans*-Ru(H)(BH₄)(Ph₂P(CH₂)₂NH₂)₂.^{9b}

Conclusions

The new base-free catalyst system and the base-promoted catalyst system hydrogenate a synthetically useful variety of functionalized and heterocyclic amides. The absolute configurations are preserved at stereogenic carbon centers in groups attached to nitrogen, and in groups alpha to the carbonyl group under base-free conditions. Certain olefins tolerate the hydrogenation, and the system is a catalytic, clean method to deprotect amines from acetyl amides.

Experimental Section

General procedures used to synthesize ruthenium precursors

[Ru(η^3 -C₃H₅)(Ph₂P(CH₂)₂NH₂)₂]BF₄ (**2**) was prepared according to our original procedure.^{8a} ³¹P{¹H} NMR - (201.643 MHz, CD₂Cl₂, 27 °C): δ 48.5 (*minor*, s), 51.9 (*major*, d, ²J_{P-P} = 29.6 Hz), 69.9 (*major*, d, ²J_{P-P} = 30.2 Hz).

RuCl₂(Ph₂P(CH₂)₂NH₂)₂ (**3**) was prepared according to a procedure reported by Morris and coworkers.¹⁵ ³¹P{¹H} NMR - (161.839 MHz, CD₂Cl₂, 27 °C): δ 55.4 (*trans*, d, ²J_{P-P} = 32.0 Hz), 61.8 (*cis*, s), 66.8 (*trans*, d, ²J_{P-P} = 32.0 Hz).

[Ru((1-3;5-6- η)-C₈H₁₁)(η^6 -anthracene)]BF₄ (**5**) was prepared¹⁶ via a modification of a procedure reported by Komiya and coworkers.¹²

Catalyst preparation

General procedure for base-assisted hydrogenations using **2** and KO*t*-Bu.

2 (6.80-13.8 mg, 10.0-20.0 μ mol) and KO*t*-Bu (9.00-44.8 mg, 80.0-400 μ mol, 4.00-5.00 mol%) were weighed out into two respective NMR tubes in a glove box. Freshly distilled THF (1.0 mL) was then added by cannula under Ar pressure into the tube containing **2**. This yellow solution was then cannulated into the NMR tube containing KO*t*-Bu under ~2 atm H₂ pressure. It was then heated at 60 °C for 20 min with occasional mixing. This mixture turned orange/red during this time and was then used for the base-assisted amide hydrogenations described in the next section (Method A or B).

General procedure for base-free hydrogenations using **2** or **3** and NaBH₄

2 or **3** (13.8 mg **2** or 12.6 mg **3**, 20.0 μ mol respectively) and NaBH₄ (1.50 mg, 2.00 equiv based on **2**, 40.0 μ mol, or 3.80 mg, 5.00 equiv based on **3**, 100 μ mol) were weighed out into two respective NMR tubes in a glove box. THF (1.0 mL) was then added by cannula under Ar pressure into the NMR tube containing the Ru-precursor at room temperature. This solution (or mixture) was then transferred by cannula using ~2 atm H₂ pressure into the NMR tube containing NaBH₄ at room temperature. The mixture was then heated at 60 °C for 20 min under ~2 atm H₂ with periodic mixing. The mixture turned orange/brown during this time and was then used for the base-free amide hydrogenations described in the next section (Method A or B).

General procedure for base-free hydrogenations using *in situ* prepared catalysts derived from **5** or **6**, 2 equiv Ph₂P(CH₂)₂NH₂ and 5 equiv NaBH₄

5 or **6** (8.4 mg, 20 μmol **5** or 9.7 mg, 20 μmol **6**) and NaBH₄ (3.8 mg, 0.10 mmol, 5.0 equiv based on Ru) were weighed out into two respective NMR tubes in a glove box. THF (1.0 mL) was then added by cannula under Ar pressure to the NMR tube containing the Ru-precursor at room temperature. Ph₂P(CH₂)₂NH₂ (7.8 μL, 40 μmol, 2.0 equiv based on Ru) was then added to the THF solution of Ru-precursors. The contents of the NMR tube were then heated at 60 °C for 0.5 h under Ar with periodic mixing. This solution was then transferred by cannula under ~2 atm H₂ pressure at room temperature into the NMR tube containing the 5.0 equiv. NaBH₄. The mixture was then heated at 60 °C for 20 min with periodic shaking. The mixture turned orange/brown during this time and was then used for the base-free amide hydrogenation described in the next section (Method A).

General procedures for hydrogenation

Method A: Solid amides

The amide (2.0-20 mmol, 100-1000 equiv) was added to a stainless steel autoclave equipped with a magnetic stir bar. The autoclave was then purged with H₂ for 10 min at room temperature. 4.0-5.0 mL of THF was then added to the autoclave using a gas tight syringe. The catalyst/NaBH₄ or catalyst/base mixture, prepared above, was then added by cannula under H₂ pressure followed by a 2.0-4.0 mL THF wash. The autoclave was then pressurized to 50 atm H₂. The reaction mixture was stirred at 50-100 °C for 23 h. The autoclave was then allowed to cool over the course of 1 h before venting at room temperature. The percent conversions were determined by ¹H NMR spectroscopy.

Method B: Liquid amide or *N*-acyloxazolidinones (**9a** and **9b**)

The atmosphere of a stainless steel autoclave was purged with H₂ for 10 min at room temperature. A solution of the amide or *N*-acyloxazolidinone (0.2-20 mmol, 10-1000 equiv) in THF (1.0 mL), prepared under Ar, was then added by a cannula under H₂ pressure followed by a 4.0 mL THF wash. The catalyst/NaBH₄ mixture, prepared above, was then added by cannula under H₂ pressure followed by a 2.0 mL THF wash. The autoclave was then pressurized to 50 atm H₂. The reaction mixture was stirred at 50-100 °C for 23-47 h. The autoclave was then allowed to cool over the course of 1 h before venting at room temperature. The percent conversions were determined by ¹H NMR spectroscopy.

Spectroscopic identification of products

All hydrogenation products except **9a** and **9b** are known.

9a: ¹H NMR (599.926 MHz, CDCl₃, 27 °C): δ 0.71 (3H, d, *J* = 7.0 Hz, CH₃), 0.78 (3H, d, *J* = 6.5 Hz, CH₃), 1.21 (3H, d, *J* = 6.0 Hz, CH₃), 1.73 (1H, m, CH), 2.53 (1H, m, CH), 2.70 (1H, m, CH), 2.95 (1H, m, CH), 3.23 (1H, bs, OH), 3.60 (3H, m, 3 CH), 5.72 (1H, bs, NH), 7.17-7.26 (5H, m, 5 aromatic CH). ¹³C{¹H} NMR (175.969 MHz, CDCl₃, 27 °C): δ 17.9 (CH), 18.5 (CH), 19.2 (CH), 28.6 (CH), 40.4 (CH), 43.9 (CHNH), 56.9 (aromatic), 63.6 (CHOH), 126.2 (aromatic), 128.3 (aromatic), 128.8 (aromatic), 139.7 (aromatic), 176.5 (C=O). ¹H-¹⁵N HSQC (498.117 MHz, CDCl₃, 27 °C): δ 123. HRMS (ESI⁺) *m/z* calculated for C₁₅H₂₄NO₂ (M+H)⁺: 250.18. Found: 250.1802. Difference (ppm): 0.75. **9a** is not stable for prolonged periods in solution.

9b: ¹H NMR (599.926 MHz, CDCl₃, 27 °C): δ 0.79 (3H, d, *J* = 7.2 Hz, CH₃), 1.21 (3H, d, *J* = 6.6 Hz, CH₃), 2.43 (1H, sex, *J* = 6.6 Hz, CH), 2.70 (1H, dd, *J* = 6.6 Hz, CH), 2.93 (1H, dd, *J* = 8.4 Hz, CH), 3.91 (1H, bs, OH), 4.19 (1H, m, CH), 4.75 (1H, bs, NH), 5.38 (1H, d, *J* = 7.8 Hz, CH), 7.15-7.33 (10H, m, 10 aromatic CH). ¹³C{¹H} NMR (150.868 MHz, CDCl₃, 27 °C): δ 14.5 (CH), 17.7 (CH), 40.5 (CH), 43.8 (CH), 50.9 (CHNH), 76.7 (CHOH), 126.3 (aromatic), 126.4 (aromatic), 127.4 (aromatic), 128.0 (aromatic), 128.4 (aromatic), 128.9 (aromatic), 139.7 (aromatic), 140.7 (aromatic), 176.4 (C=O). ¹H-¹⁵N HSQC (599.925 MHz, CDCl₃, 27 °C): δ 127. HRMS (ESI⁺) *m/z* calculated for C₁₉H₂₃NO₂ (M+Na)⁺: 320.1621. Found: 320.1621. Difference (ppm): 0.01.

Acknowledgments

This work was supported in part by the Natural Sciences and Engineering Research Council of Canada (NSERC), the GreenCentre Canada and the University of Alberta. We gratefully appreciate the assistance of Mark Miskolzie and Nupur Dabral at the University of Alberta High Field NMR laboratory. We acknowledge the R.A. awarded to J.M.J. by the University of Alberta Department of Chemistry.

Notes and references

^a Department of Chemistry, Massachusetts Institute of Technology, Cambridge, Massachusetts 02139, United States

^b Department of Chemistry, University of Alberta, Edmonton, Alberta, Canada, T6G 2G2

Email: steve.bergens@ualberta.ca

Electronic Supplementary Information (ESI) available: Experimental details and spectroscopic data are given in the supporting information. See DOI: 10.1039/b000000x/

Reference:

1. P. D. Bailey, T. J. Mills, R. Pettecrew, R. A. Price, In *Comprehensive Organic Functional Group Transformations II: 5.06 – Amides*; A.R. Katritzky, R. J. K. Taylor, Eds.; Elsevier: Oxford, **2005**; pp 201-294.
2. (a) *Modern Amination Methods*; A. Ricci, Ed.; Wiley-VCH: Weinheim, **2000**. (b) *Modern Reduction Methods*; P. G. Andersson, I. J. Munslow, Eds.; Wiley-VCH: Weinheim, **2008**.
3. J. Seyden-Penne, *Reductions by the Amino- and Borohydrides in Organic Synthesis*, 2nd ed.; Wiley: New York, **1997**.
4. M. Szostak, M. Spain, A. J. Eberhart, D. J. Procter, *J. Am. Chem. Soc.* **2014**, *136*, 2268.
5. P.A. Dub, T. Ikariya, *ACS Catal.* **2012**, *2*, 1718-1741.
6. *Heterogeneous amide hydrogenation*: (a) B. Wojcik, H. Adkins, *J. Am. Chem. Soc.* **1934**, *56*, 2419-2424. (b) J. C. Sauer, H. Adkins, *J. Am. Chem. Soc.* **1938**, *60*, 402-406. (c) F. Galinovsky, E. Stern, *Ber. dtsh. Chem. Ges. A/B* **1943**, *76*, 1034-1038. (d) A. Guyer, A. Bieler, G. Gerliczy, *Helv. Chim. Acta* **1955**, *38*, 1649-1654. (e) H. S. Broadbent, W. J. Bartley, *J. Org. Chem.* **1963**, *28*, 2345-2347. (f) I. D. Dobson, BP Chemicals Limited; Patent EP0286280, **1988**; p 11. (g) C. Hirokawa, N. Wakasa, T. Fuchikami, *Tetrahedron Lett.* **1996**, *37*, 6749-6752. (h) A. A. Smith, P. Dani, P. D. Higginson, A. J. Pettman, Avantium Internation B.V.; Patent WO2005066112A1, **2005**; p 34. (i) G. Beamson, A. J. Papworth, C. Phillips, A. M. Smith, R. Whyman, *Adv. Synth. Catal.* **2010**, *352*, 869-883. (j) G. Beamson, A. J. Papworth, C. Phillips, A. M. Smith, R. Whyman, *J. Catal.* **2010**, *269*, 93-102. (k) G. Beamson, A. J. Papworth, C. Phillips, A. M. Smith, R. Whyman, *J. Catal.* **2011**, *278*, 228-238. (l) R. Burch, C. Paun, X. M. Cao, P. Crawford, P. Goodrich, C. Hardacre, P. Hu, L. McLaughlin, J. Sà, J. M. Thompson, *J. Catal.* **2011**, *283*, 89-97. (m) M. Stein, B. Breit, *Angew. Chem., Int. Ed.* **2013**, *52*, 2231-2234. (n) J. Coetzee, H. G. Manyar, C. Hardacre, D. J. Cole-Hamilton, *ChemCatChem* **2013**, *5*, 2843-2847.
7. *Homogeneous amide hydrogenation*: (a) M. Kilner, D. V. Tyers, S. P. Crabtree, M. A. Wood, Davy Process Technology Limited, UK; Patent WO03093208A1, **2003**; p 23. (b) A. A. N. Magro, G. R. Eastham, D. Cole-Hamilton, *Chem. Commun.* **2007**, 3154-3156. Amendment: D. L. Dodds, D. J. Cole-Hamilton, Catalytic reduction of amides avoiding the use of LiAlH₄ and B₂H₆. In *Sustainable Catalysis: Challenges and Practices for the Pharmaceutical and Fine Chemical Industries*; P. J. Dunn, K. K. Hii (Mimi), M. J. Krische, M. T. Williams, Ed.; John Wiley & Sons, Inc.: New York, 2013; Chapter 1, pp 1-36. (c) G. R. Eastham, D. J. Cole-Hamilton, A. A. N. Magro, Lucite International UK Limited, UK; Patent WO2008035123A2, **2008**; p 36. (d) J. Coetzee, D. L. Dodds, J. Klankermayer, S. Brosinski, W. Leitner, A. M. Z. Slawin, D. J. Cole-Hamilton, *Chem. Eur. J.* **2013**, *19*, 11039-11050. (e) M. Ito, L. W. Koo, A. Himizu, C. Kobayashi, A. Sakaguchi, T. Ikariya, *Angew. Chem., Int. Ed.* **2009**, *48*, 1324-1327. (f) M. Ito, T. Ootsuka, R. Watari, A. Shiihashi, A. Himizu, T. Ikariya, *J. Am. Chem. Soc.* **2011**, *133*, 4240-4242. (g) T. Ikariya, M. Ito, T. Ootsuka, T. Hashimoto, Tokyo Institute of Technology, Japan; Central Glass Company Limited; Patent WO2010073974A1, **2010**; p 31. (h) E. Balaraman, B. Gnanaprakasam, L. J. W. Shimon, D. Milstein, *J. Am. Chem. Soc.* **2010**, *132*, 16756-16758. (i) D. Milstein, C. Gunanathan, Y. Ben-David, E. Balaraman, B. Gnanaprakasam, H. Zhang, Yeda Research and Development Company Limited, Israel; Patent US2012253042A1, **2012**; p 54. (j) R. Barrios-Francisco, E. Balaraman, Y. Diskin-Posner, G. Leitius, L. J. W. Shimon, D. Milstein, *Organometallics* **2013**, *32*, 2973-2982. (k) T. Miura, I. E. Held, S. Oishi, M. Naruto, S. Saito, *Tetrahedron Lett.* **2013**, *54*, 2674-2678.
8. (a) J.M. John, S. H. Bergens, *Angew. Chem., Int. Ed.* **2011**, *50*, 10377-10380. (b) S. H. Bergens, J. M. John, University of Alberta, Canada; Patent WO2013010275A1, 2013; p 95. (c) J. M. John, S. Takebayashi, N. Dabral, M. Miskolzie, S. H. Bergens, *J. Am. Chem. Soc.* **2013**, *135*, 8578-8584.
9. (a) T. Ohkuma, M. Koizumi, K. Muñiz, G. Hilt, C. Kabuto, R. Noyori, *J. Am. Chem. Soc.* **2002**, *124*, 6508-6509. (b) C. Sandoval, T. Ohkuma, K. Muñiz, R. Noyori, *J. Am. Chem. Soc.* **2003**, *125*, 13490-13503.
10. *Examples of carbonyl hydrogenation catalysts containing η¹-BH₂⁻*: (a) R. Guo, X. Chen, C. Elpelt, D. Song, Morris, *Org. Lett.* **2005**, *7*, 1757-1759. (b) J. Zhang, E. Balaraman, G. Leitius, D. Milstein, *Organometallics* **2011**, *30*, 5716-5724. (c) R. Langer, M. A. Iron, L. Konstantinovski, Y. Diskin-Posner, G. Leitius, Y. Ben-David, D. Milstein, *Chem. Eur. J.* **2012**, *18*, 7196-7209. (d) Y. Ino, W. Kuriyama, O. Ogata, T. Matsumoto, *Top. Catal.* **2010**, *53*, 1019-1024. (e) Y. Ino, A. Yoshida, W. Kuriyama, Takasago International Corporation, Japan; Patent EP1970360A1, **2008**; p 26.
11. NaBH₄ and NaB(OR)₄ are weak bases
12. (a) Shibasaki, T.; Komine, N.; Hirano, M.; Komiya, S. *J. Organomet. Chem.* **2007**, *692*, 2385-2394. (b) A modified procedure to prepare **5** is reported herein.
13. Evans, D. A.; Ennis, M. D.; Mathre, D. J. *J. Am. Chem. Soc.* **1982**, *104*, 1737-1739.
14. T. W. Green, P. G. M. Wuts, *Protective Groups in Organic Synthesis*, Wiley-Interscience, New York, **1999**, 550-555, 740-743.
15. K. Abdur-Rashid, R. Guo, A. J. Lough, R. H. Morris, D. Song, *Adv. Synth. Catal.* **2005**, *347*, 571-579.
16. M. J. Hass, M.Sc. Thesis, University of Alberta, **2011**.

