



Selective Catalytic Hydrogenation of Polycyclic Aromatic Hydrocarbons Promoted by Ruthenium Nanoparticles

Journal:	<i>Catalysis Science & Technology</i>
Manuscript ID:	CY-ART-12-2014-001758.R1
Article Type:	Paper
Date Submitted by the Author:	13-Feb-2015
Complete List of Authors:	Castillón, Sergio; Universitat Rovira i Virgili, Organic Chemistry Chaudret, Bruno; INSA, Laboratoire de physique et Chimie des Nano-Objets Bresó, Emma; URV,

ARTICLE

Selective Catalytic Hydrogenation of Polycyclic Aromatic Hydrocarbons Promoted by Ruthenium Nanoparticles

Cite this: DOI: 10.1039/x0xx00000x

Emma Bresó-Femenia,^{a,b} Bruno Chaudret*^a and Sergio Castellón*^bReceived 00th January 2012,
Accepted 00th January 2012

DOI: 10.1039/x0xx00000x

www.rsc.org/

^aLaboratoire de Physique et Chimie des Nano Objets, LPCNO, UMR5215, CNRS- INSA-UPS, Université de Toulouse, Institut National des Sciences Appliquées, 135 avenue de Rangueil, 31077 Toulouse, France^bDepartament de Química Analítica i Química Orgànica. Universitat Rovira i Virgili. C/ Marcel·lí Domingo s/n. 43007 Tarragona, Spain.

Ru nanoparticles stabilised by PPh₃ are efficient catalysts for the hydrogenation of polycyclic aromatic hydrocarbons (PAHs) containing 2-4 rings, under mild reaction conditions. These compounds were partially hydrogenated with good to excellent selectivities by just optimizing the reaction conditions. The influence of the nature of substituents present in different positions of the naphthalene on the selectivity of hydrogenation was also studied. Hydrogenation of products containing substituents at position 1 is slower than that of products containing substituents at position 2. In all cases, hydrogenation takes place mainly on the less substituted ring.

Introduction

Polycyclic aromatic hydrocarbons (PAHs) (Figure 1) are a class of organic compounds comprising two or more fused benzene rings with different structural arrangements.¹ PAHs have attracted considerable attention due to their toxic, carcinogenic and teratogenic effects.² Different methods have been proposed for the elimination of PAHs such as thermal treatment, photo-degradation, chemical oxidation, etc. but these processes are slow and imply complex techniques with high energy consumption.³

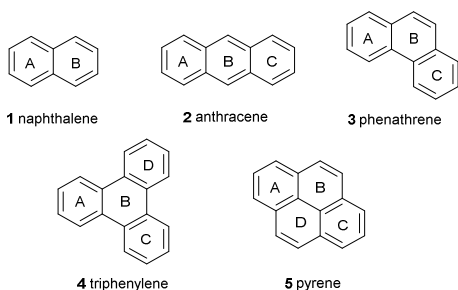


Figure 1. PAHs of 2, 3 and 4 condensed aromatic rings studied in this work.

In the last few years, metal nanoparticles have been widely used in different domains such as medicine, sensors or catalysis.⁴ Particularly in catalysis, nanoparticles are

advantageous for the moderate reaction conditions needed, the high activity obtained due to their high surface area, their unique electronic effects and their long lifetime.⁵ Therefore, they can be attractive catalysts for PAHs hydrogenation.

The stabilisation of M-NPs can be achieved by the use of polymers, surfactants or ligands, which allows the control of their size, shape and dispersion. The choice of an appropriate stabiliser for the M-NPs has an important effect on their catalytic performance.^{6,7}

Nanoparticles have been used in a wide range of reactions. Several studies have been focused on the hydrogenation of aromatic compounds, an important step for preparing key intermediates in organic chemistry and for the production of aromatic-free-fuels.⁸ In general, hydrogenation of arenes is conventionally performed with heterogeneous metallic catalysts under harsh conditions due to the stability of the aromatic rings.⁹ Naphthalene has probably been the polyaromatic system most studied in hydrogenation reactions. Hydrogenation of naphthalene on some noble metals such as platinum and palladium affords decalin (decahydronaphthalene).¹⁰ Classical Pd/C catalysts in the presence of an ionic liquid reduce naphthalene to tetralin (1,2,3,4-tetrahydrenphthalene) at 1 atm of hydrogen pressure.¹¹ However, the hydrogenation to decalin is still a challenge under mild reaction conditions.¹² Moreover, platinum supported catalysts were used in the reduction of naphthalene to afford decalin at 300° with full conversion.¹³

The reduction of polycyclic arenes requires higher temperatures and pressures and mixtures of products are in general obtained. Thus, the catalytic hydrogenation of some PAHs like

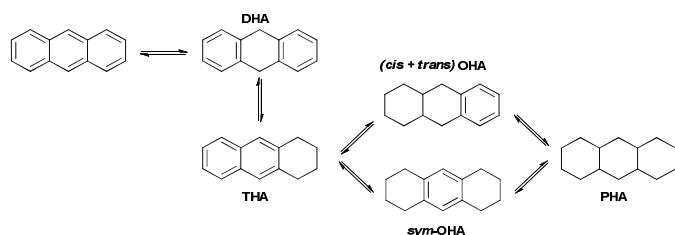
naphthalene, anthracene, pyrene, etc. over presulfided CoMo/Al₂O₃ catalysts was carried out at 350°C and 68 atm of H₂ pressure and it was deduced that the reactivity decreased with the number of aromatic rings.¹⁵ A palladium-rhodium system embedded in a silica sol-gel matrix was used in the hydrogenation of anthracene, phenanthrene, triphenylene, pyrene and perylene at 80°C and 400 psi of hydrogen pressure. Mixtures of products and low selectivities were obtained in all the cases.¹⁶ For instance, in the case of anthracene 60% of selectivity towards 1,2,3,4,5,6,7,8-octahydroanthracene was observed, 37% towards 9,10-dihydrophenanthrene in the case of phenanthrene or 27% of selectivity towards 1,2,3,4,5,6,7,8-octahydrotriphenylene in the case of triphenylene.

There have been only few studies concerning the hydrogenation of PAHs substrates under ambient or mild reaction conditions using nanoparticles.¹⁷ For instance, rhodium nanoparticles were used as efficient catalysts for the hydrogenation of naphthalene affording tetralin as unique product.¹⁸

In the case of polycyclic aromatic hydrocarbons with more than two fused rings, nanoparticles have also been used but totally hydrogenated products are rarely obtained.¹⁹ Rh and Ir nanoparticles entrapped in aluminium oxyhydroxide nanofibers were tested in the hydrogenation of bicyclic and tricyclic aromatic compounds. Thus, naphthalene was reduced to tetralin and anthracene to 9,10-dihydroanthracene at room temperature and 1 bar of pressure. However, high catalyst loading (10 mol% catalyst) was needed to achieve complete hydrogenation of anthracene.²⁰

Supported Pd, Rh and Rh/Pd nanoparticle catalysts have also been used to hydrogenate anthracene showing an unusually high catalytic activity.²¹ In all cases, moderate to high selectivities towards the partial hydrogenation of anthracene (major product 1,2,3,4,5,6,7,8-octahydroanthracene) were obtained and total hydrogenation could not be achieved even under 10 bar of H₂ pressure.

Recently, a study about the use of carbon-supported Pd nanoparticles in the hydrogenation of anthracene, concluded that ring B was initially reduced to give DHA, which then isomerized to afford THA. From this intermediate, the hydrogenation progressed furnishing the fully hydrogenated compound.²²



Scheme 1. Proposed reaction pathway for the anthracene hydrogenation using carbon-supported Pd nanoparticles as catalyst.²²

Ruthenium nanoparticles stabilized by poly(4-vinylpyridine) were used in the hydrogenation of naphthalene, anthracene and different N-heteroaromatic substrates. A double mechanism for the reduction of heteroaromatic compounds which involves a conventional homolytic hydrogen splitting of the simple aromatic substrates and a novel heterolytic hydrogenation was proposed.²³ Naphthalene and anthracene were also hydrogenated at 150°C and 50 bar of H₂ pressure using ruthenium nanoparticles supported on magnesium oxide.

Selectivities around 80% towards the hydrogenation of one arene in naphthalene and anthracene (1,2,3,4-tetrahydroanthracene as major product) were achieved. Furthermore, comparable selectivities towards the partial hydrogenation of N-heterocyclic compounds and selectivities up to 60% in S-heteroaromatics were achieved.²⁴

Concerning triphenylene, it is important to highlight that the central ring is very difficult to saturate.^{18,25} Few examples are reported in which the totally hydrogenated product is observed.²⁶ With rhodium nanoparticles supported on carbon nanotubes, high selectivities towards 1,2,3,4,5,6,7,8,9,10,11,12-dodecahydrotriphenylene were obtained under mild reaction conditions (10 atm H₂ and room temperature).^{26b}

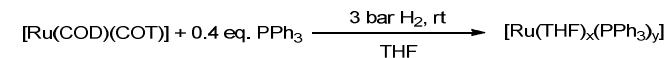
Hydrogenation of phenanthrene and pyrene has also been attempted in the presence of supercritical carbon dioxide. For instance, Pd nanoparticles stabilized in polydimethylsiloxane (PDMS) have been used to hydrogenate polycyclic aromatic hydrocarbons and affording total hydrogenated products for naphthalene, anthracene, phenanthrene and pyrene (200 atm of CO₂, 10 atm of H₂).²⁸

In this context, recently, we have reported the use of ruthenium and rhodium nanoparticles stabilized by PPh₃ and dppb in the hydrogenation of several aromatic ketones. Ruthenium nanoparticles stabilized by PPh₃ were found to be the most selective and active system for the arene hydrogenation,²⁹ and we considered that these nanoparticles could also be efficient as catalysts for polyarene reduction. Here we report that ruthenium nanoparticles stabilized by triphenylphosphine are active catalysts for the selective hydrogenation of polycyclic aromatic hydrocarbons under mild reaction conditions. A study of the effect of the nature of substituents in the selectivity of naphthalene reduction has been also performed for the first time.

Results and discussion

Synthesis and characterization of ruthenium nanoparticles

Soluble ruthenium NPs prepared in the presence of 0.4 eq. of triphenylphosphine (Scheme 2) were synthesised by decomposition of the organometallic precursors [Ru(COD)(COT)] in THF under H₂ pressure. The NPs were isolated as black powders after precipitation with pentane and characterised by transmission electron microscopy (TEM), X-ray diffraction (XRD), X-ray photoelectron spectroscopy (XPS), wide-angle X-ray scattering (WAXS), elemental analysis (EA) and thermogravimetric analysis (TGA).²⁹



Scheme 2. Synthesis of ruthenium nanoparticles stabilized by triphenylphosphine.

The TEM micrographs of these NPs revealed the formation of small nanoparticles with spherical shape, narrow size distribution and diameter *ca.* 1.3 nm. Diffuse peaks were observed in the XRD pattern of these NPs, as expected for a homogeneous distribution of very small particles with a hexagonal close-packing (hcp) lattice structure. No reflections due to ruthenium oxide were observed, and coherence lengths in agreement with TEM analysis were obtained. Thermogravimetric analysis evidenced the presence in these nanoparticles of *ca.* 2% of solvent, 30% of phosphine ligands

and 70% of Ru, in agreement with previous reports in which the same nanoparticles with less proportion of ligand were used.³⁰

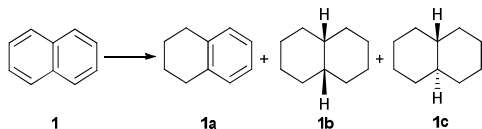
Catalysis. Hydrogenation of PAHs

Naphthalene **1** was first used to evaluate the selectivity towards partial and total hydrogenation. An initial test using different solvents showed that THF was the solvent of choice to obtain better activities and selectivities in comparison to heptane, pentane or acetonitrile with which really low conversion were achieved.

When the reaction was conducted at 30 °C and 20 bar of H₂ pressure, full conversion (TON=39) was obtained after 16h (Table 1, Entry 1). Under these conditions, total hydrogenation was achieved leading to a mixture of 84% of the product **1b-cis** and 16% of the product **1c-trans**. When the reaction was repeated at 3 bar of H₂ pressure, quantitative conversion was observed yielding 74% of tetralin **1a**, 24% of **1b** and 2% of **1c** (Table 1, Entry 2). A reduction of the reaction time to 10h allowed the production of **1a** with an excellent selectivity (93%) at 70% of conversion (Table 1, Entry 3).

Selectivities up to 97% of product **1a**²⁰ and 91% product **1b**³¹ in the hydrogenation of naphthalene using Rh and Pd nanoparticles and Rh nanoparticles on TiO₂, have been reported.

Table 1. Hydrogenation of naphthalene **1** catalysed by ruthenium NPs.^a



E.	P (bar)	Time (h)	Conv. ^b (%)	TON ^c	%1a ^b	%1b ^b	%1c ^b
1	20	16	100	39	-	84	16
2	3	16	100	39	74	24	2
3	3	10	70	27	93	7	-

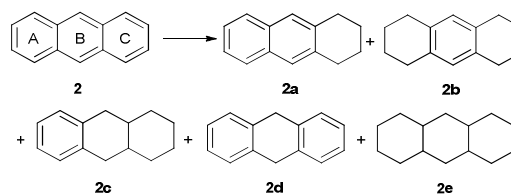
^aGeneral conditions: Ru-NPs (2 mol%), substrate (0.62 mmol), THF (10 ml), T=30°C. ^bDetermined by GC. ^cTON was defined as the number of moles of substrate converted per mol of surface Ru.

Next, the hydrogenation of polycyclic aromatic compounds containing three conjugated arenes was attempted. Initially, the optimized conditions for hydrogenation of naphthalene were tested in the hydrogenation of anthracene to afford moderate conversion (41%) and excellent selectivity towards the hydrogenation of only one aromatic ring (91% of **2a**) (Table 2, Entry 1). It was clear that more drastic conditions were needed in this case in order to improve the activity. Thus, when pressure was increased to 20 bar, 44% of conversion was achieved after only 0.5 hours and total selectivity towards product **2a** was observed (Table 2, Entry 2). Increasing the reaction time to 9h, full conversion and 96% of compound **2b** were obtained (Table 2, Entry 3). Finally, after 16 hours, a small proportion (10%) of the completely reduced compound **2e** was detected (Table 2, Entry 4).

With these results in hands and looking for additional insights into the selectivity of hydrogenation of anthracene (**2**) we studied the evolution of the reaction with time. As it can be observed in Figure 2 full conversion was obtained after *ca.* 1h. During the first 30 min, the conversion reached *ca.* 50% and total selectivity towards the formation of product **2a** was

observed, as a result of the hydrogenation of ring A of anthracene. After 40 min, product **2b** began to be formed progressively while the percentage of compound **2a** decreased. After *ca.* 5 hours, selectivity up to 95% of product **2b** was achieved. Only traces of products **2c** and **2d** were detected during the reaction (maximum of 5%). Product **2e** was progressively formed reaching 10% after 16 h.

Table 2. Hydrogenation of anthracene **2** using Ru nanoparticles.^a



E.	P (bar)	Time (h)	Conv. ^b (%)	TON ^c	%2a ^b	%2b ^b	%2c ^b	%2d ^b	%2e ^b
1	3	16	41	16	91	6	-	3	-
2	20	0.5	44	17	100	-	-	-	-
3	20	9	100	39	-	96	1	-	3
4	20	16	100	39	-	90	-	-	10

^aGeneral conditions: Ru-NPs (2 mol%), substrate (0.62 mmol), THF (10 ml), T=30°C. ^bDetermined by GC. ^cTON was defined as the number of moles of substrate converted per mol of surface Ru.

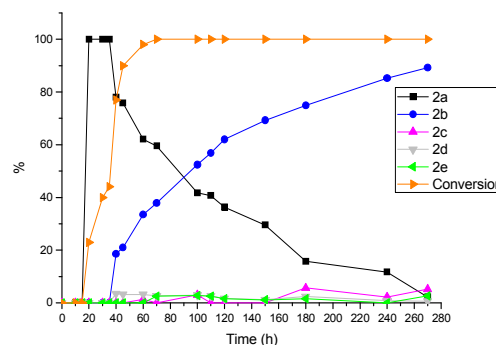
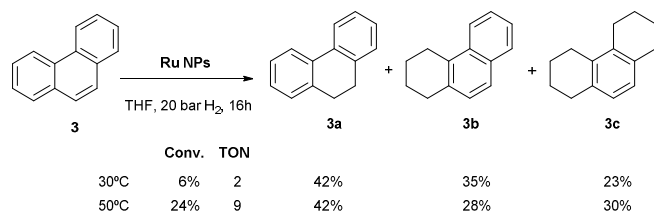


Figure 2. Monitoring of the catalytic hydrogenation of anthracene (**2**). Conditions: Ru-NPs (2 mol%), substrate (0.62 mmol), solvent= THF, T = 30 °C, P= 20 bar H₂.

Comparing these results using Ru NPs with those reported using Pd catalytic systems,²² suggests a difference in the hydrogenation mechanisms. With palladium, reduction of ring B to give compound **2d** is initially observed (Scheme 2), while using ruthenium catalysts, ring A is clearly reduced first and only traces of compound **2d** were observed along the reaction. This can suggest that that in the ruthenium case the reaction proceeds under kinetic control, probably determined by accessibility of the arene to the nanoparticle surface. It can also suggest a different hydrogen transfer mechanism in the case of palladium.

Aiming to compare the reactivity of the different polycyclic arenes, the same reaction conditions (20 bars H₂, 30 °C and 16 hours) were applied to the hydrogenation of phenanthrene **3** but the

conversion obtained was of only 6%. Products **3b-c**, resulting from reduction of terminal rings A and C, were obtained in 58% selectivity, while a 42% of the product **3a**, resulting from the reduction of ring B, was obtained in this case (Scheme 3). Increasing the temperature to 50°C slightly improved the conversion to 24% but the selectivity **3b-c/3a** remained unchanged.

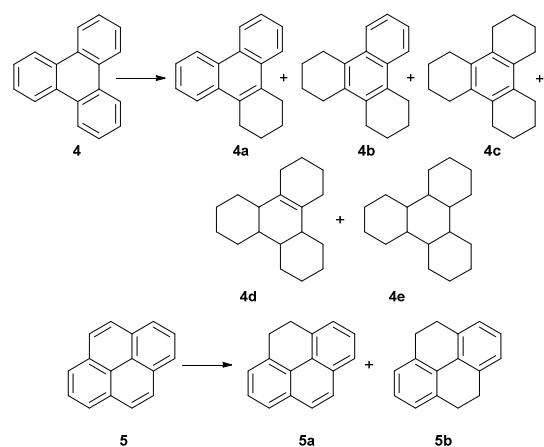


Scheme 3. Hydrogenation of phenanthrene **3**.

Despite having the same number of fused benzene rings, the behaviour of anthracene (**2**) and phenanthrene (**3**) towards hydrogenation with Ru nanoparticles is really different. TON values in the hydrogenation of phenanthrene (**3**) are much lower but in both substrates the reduction of terminals rings A and C is preferred than the reduction of ring B. The low selectivity observed in the reduction of phenanthrene is in agreement with previous results dealing with the reduction of this substrate catalysed by Rh nanoparticles and by Mo and Fe catalysts.^{18,32} It seems that interaction of the phenanthrene with the surface of the nanoparticle is more hindered than that of anthracene. However, the relative rate of reduction of ring B is higher than in the case of anthracene in which compound **2d** is only observed as traces. This most probably results from the possibility to coordinate the accessible double bond of this B-ring to exposed Ru atoms of the nanoparticle. It is noteworthy that good selectivities (~70%) towards compound **3a** have been reported using heterogeneous catalyst such as PtO₂³³ or a niobium catalyst.³⁴

Then, hydrogenation of compounds containing four fused rings such as triphenylene **4** and pyrene **5** were studied. Initially, triphenylene **4** was hydrogenated under the optimized reaction conditions (20 bar of H₂ and 30°C) and after 16 hours a conversion of 61% was achieved. Product **4a** which has only one arene hydrogenated was obtained with a selectivity of 53%, product **4b** (2 external rings hydrogenated) 12%, and product **4c** (3 external rings hydrogenated) 35% (Table 3, Entry 1). An increase of the temperature to 80°C allowed full conversion of **4** and exclusive formation of product **4c** (Table 3, Entry 2). Under the conditions tested, the fully hydrogenated product was not observed. Increasing the reaction time to 60 hours, only traces of the fully hydrogenated product **4e** were detected (Table 3, Entry 3). It is interesting to note that 10% of product **4d** containing one double bond bridging two arene rings was observed. This double bond is of course the most difficult to hydrogenate.

The hydrogenation of triphenylene **4** was monitored by GC-MS (Figure 3) looking for information about the selectivity in the formation of compounds **4a-c**. These 3 products were all detected soon after the beginning of the reaction. After 2 h, conversion reached *ca.* 20% and selectivity towards product **4a** was 70%. Then, the percentage of **4a** started to decrease and product **4c**, with three hydrogenated external arenes, started to



E.	Subs.	P (bar)	T (°C)	Time (h)	Conv. _b (%)	TON ^c	% ^a	% ^a	% ^a	% ^b	% ^b
1	4	20	30	16	61	24	53	12	35	-	-
2	4	20	80	16	100	39	-	-	100	-	-
3	4	20	80	60	100	39	-	-	88	10	1
4	5	20	50	16	17	7	93	7	-	-	-
5	5	20	80	16	25	10	90	10	-	-	-
6	5	20	80	60	44	17	86	14	-	-	-

^aGeneral conditions: Ru-NPs (2 mol%), substrate (0.62 mmol), THF (10 ml).
^bDetermined by GC. ^cTON was defined as the number of moles of substrate converted per mol of surface Ru.

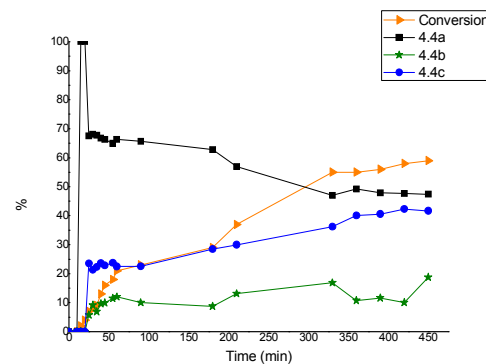


Figure 3. Monitoring of the catalytic hydrogenation of triphenylene (**4**). Conditions: Ru-NPs (2 mol%), substrate (0.62 mmol), solvent= THF, T = 30 °C, P= 20 bar H₂.

be formed progressively in a major proportion. The percentage of product **4b** was practically maintained during the reaction. The fully hydrogenated product was not observed showing, as previously commented, the difficulty in reducing product **4c**. Pyrene **5** is much less reactive. Thus, when the reaction was performed at 50°C and 20 bar of pressure (Table 3, Entry 4), only 17% of conversion was obtained but selectivity towards product **5a** was 93%. Increasing the temperature to 80°C, the conversion was slightly increased to 25% without a substantial change in the selectivity (Table 3, Entry 5) and when the reaction was left for 60 hours, the conversion was increased to 44% and the selectivity towards product **5a** was maintained high (86%) (Table 3, Entry 6).

The results reported show that reactivity decreases when the number of condensed aromatic rings increases. For that reason harsher reaction conditions are needed to obtain moderate conversions in compounds containing several fused rings. Concerning the selectivity, in the case of triphenylene **4**, compound **4c** can be exclusively obtained, in agreement with the reported results using Rh and Pt nanoparticles.^{26a} Nevertheless, compound **4a** can be obtained in ~50% of selectivity at 61% of conversion, which is the highest selectivity reported for this compound at similar conversion.

In the case of pyrene, excellent selectivities towards product **5a** were detected at moderate conversions. Different publications have been focused on the hydrogenation of pyrene obtaining mixtures of products and high temperatures were required in order to obtain good conversions.^{16b,18} Using Pt nanoparticles supported on carbon nanotubes, total selectivity towards product **5a** was achieved but the best conversion was only of 7%.^{26a}

The results obtained in the hydrogenation of PAHs **1-5** show that high selectivities towards different partial hydrogenated products can be obtained in all the cases except for phenanthrene (**3**), and forcing the reaction conditions or increasing the reaction times, the fully hydrogenated products can also be obtained in some of the substrates, namely naphthalene (**1**) and anthracene (**2**).

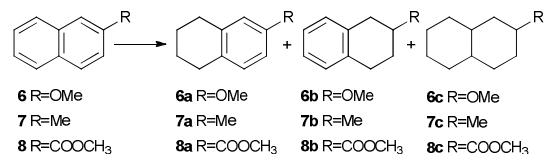
As discussed above, the catalytic hydrogenation of naphthalene has been the most studied system among the PAHs. However, there are, to the best of our knowledge, no studies dealing with the influence of ring substituents on the selectivity of arene reduction. We have shown that good results in terms of activity and selectivity can be obtained in the reduction of naphthalene using ruthenium nanoparticles (Table 1). For that reason, it was considered interesting to study substitution effects on a naphthalenic system, considering the nature of the substituent and the position.

Catalysis. Hydrogenation of substituted naphthalenes vs. other functionalities.

As mentioned above, few examples are reported related to the effect of substitution on the selectivity of polyarene hydrogenation, as well as to the selective reduction of polyarenes vs. other functional groups.³⁵ In order to gain information about these two aspects, reduction of substituted naphthalenes was studied. Different substitutions were considered, namely: substitution at positions α (position 1) and β (position 2), donor and acceptor substituents, and substituents that could be competitively reduced.

Initially, 2-methoxynaphthalene **6** was used as model substrate. When the reaction was performed in THF at 30°C, 20 bars for 2.5 hours, a conversion of 31% and a selectivity of 83% in compound **6a**, were obtained (Table 4, Entry 1). Hydrogenation of the less substituted ring was mainly produced. The reaction was also carried out in pentane and ethanol leading to excellent selectivities (up to 93%) towards product **6a** although conversions were low (Table 4, Entries 2,3). Interestingly, when MTBE was used as solvent (Table 4, Entry 4), conversion up to 35% and 91% of selectivity towards **6a** were obtained. In order to increase the conversion, the reaction was performed for 16 h but the conversion was still moderate (52%) and the selectivities were comparable to the ones obtained using THF as solvent (Table 4, Entry 5).

Table 4. Hydrogenation of 2-substituted naphthalenes.^a



E.	Subs.	mmol	Solvent (ml)	P (bar)	Time (h)	Conv. (%)	TON ^c	%a ^b	%b ^b	%c ^b
1	6	1.24	THF (10)	20	2.5	31	24	83	11	6
2	6	1.24	Pentane (10)	20	2.5	14	11	93	3	4
3	6	1.24	EtOH (10)	20	2.5	18	14	91	6	3
4	6	1.24	MTBE(10)	20	2.5	35	27	91	5	4
5	6	1.24	MTBE (10)	20	16	52	20	89	6	5
6	6	0.62	MTBE (10)	20	16	100	39	81	6	13
7	6	0.62	THF (10)	20	2.5	91	35	83	11	6
8	6	0.62	THF (10)	10	2.5	11	4	83	12	5
9	7	0.62	THF (10)	20	16	6	2	79	14	7
10	8	0.62	THF (10)	20	16	0	0	-	-	-

^a General conditions: Ru-NPs (2 mol%), T= 30°C. ^b Determined by GC. ^c TON was defined as the number of moles of substrate converted per mol of surface Ru.

When the reaction was performed in a lower substrate/catalyst ratio (0.62 mmol substrate) in MTBE as the solvent, the selectivity was still good (81%) and the conversion increased to 100% (Table 4, Entry 6). Driving the reaction in THF under similar reaction conditions (Table 4, Entry 7), the selectivity towards **6a** remained unchanged (83%) but the conversion reached 91% within only 2.5 hours (6 times shorter than using MTBE). From these assays THF was selected as solvent.

Next, we reduced the pressure aiming at enhancing the selectivity. When the reaction was performed under 10 bar H₂ for 2.5 hours, the selectivity was found similar but the conversion dropped to 11% (Table 4, Entry 8).

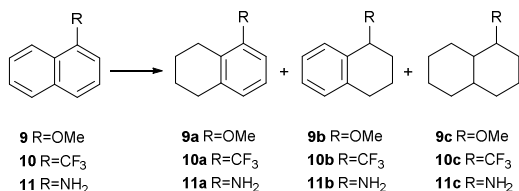
Unexpectedly, when substrate **7** containing a methyl group instead of a methoxy group was hydrogenated, a very low conversion (6%) was achieved after 16h, although the selectivity (79%) towards product **7a** was similar to that obtained in the previous examples (Table 4, Entry 9). Moreover, when substrate **8** containing an ester group was hydrogenated, no conversion was obtained indicating that in the presence of an electron-withdrawing group the reaction slows down (Table 4, Entry 10).

In conclusion, the introduction of substituents at position 2 of naphthalene slows down the reaction when comparing with unsubstituted naphthalene and the reduction takes preferably place on the non-substituted ring. The observed selectivity cannot be strictly related to the donor or acceptor abilities of the substituents, since when a weak donor substituent such as Me is present, conversion is really low, as well as when there is an acceptor group such as an ester. A possible explanation can be related to the coordination of the heteroatoms to the nanoparticle surface. Thus, while the oxygen of the substituted arene in **6** may interact with the metal surface upon approaching the nanoparticle, this interaction through the carbonyl group in the case of the ester function of **8** will probably leave the arene far away from the surface which could explain the lack of reactivity. The methyl group will only

provide steric hindrance in the approach of the arene to the surface.

The study was continued by reducing naphthalenes containing a substituent in position 1 (Table 5). When substrate **9**, containing a methoxy group was reduced under the standard conditions (Table 5, Entry 1), 85% of product **9a** was obtained at 40% of conversion. Running the reaction for 16 hours allowed obtaining full conversion but the selectivity was shifted towards product *cis*-**9c** (65%) (Table 5, Entry 2). Curiously, no product **9b** was observed in this case.

Table 5. Hydrogenation of 1-substituted naphthalenes.^a



E.	Subs.	mmol	Solvent (ml)	Time (h)	Conv. ^b (%)	TON ^c	%a ^b	%b ^b	%c ^b
1	9	0.62	THF (10)	2.5	40	15	85	11	4
2	9	0.62	THF (10)	16	100	39	35	-	65
3	10	0.62	THF (10)	2.5	45	17	63	31	6
4	10	0.62	MTBE (10)	2.5	15	6	85	15	-
5	11	0.62	THF (10)	16	16	6	100	-	-

^aGeneral conditions: Ru-NPs (2 mol%), P= 20 bar H₂, T= 30°C.

^bDetermined by GC. ^cTON was defined as the number of moles of substrate converted per mol of surface Ru.

Interestingly, when an electron withdrawing group like -CF₃ is present in position 1 (substrate **10**), the selectivity towards the hydrogenation of the more substituted arene relatively increases leading to compound **10b** in 31% selectivity at moderate conversion (Table 5, Entry 4). Changing the solvent to MTBE (Table 5, Entry 5), the conversion decreased to 15% although the selectivity towards product **10a** increased to 85%.

Finally, substrate **11** containing an amine was reduced for 16 h at 20 bar leading to a conversion of only 16% (Table 5, Entry 6). Despite the long reaction time, total selectivity towards product **11a** was detected, indicating that only the unsubstituted arene ring was reduced.

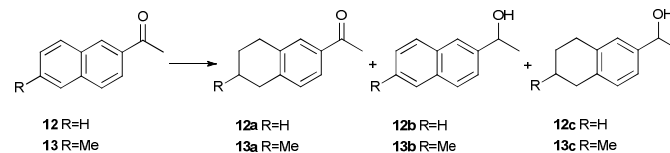
In conclusion, the selectivity is affected when an electron donating group or an electron withdrawing group is present. The presence of an electron-withdrawing group slightly favours the reduction of the more substituted ring. When an amine is present in the substrate (**11**) the conversion decreases considerably, even after several hours of reaction. This result is in agreement with those reported in the bibliography.³⁶

Comparing Table 4 and Table 5, it can be deduced that the position of the substituent has more influence on the conversion than on the selectivity. When the substituent is at position 1, conversions are lower probably due to the higher steric hindrance and the consequent difficulty for the substrate to approach the nanoparticle surface. Nonetheless, the selectivity is not significantly affected and the arene which does not contain substituents is also preferably hydrogenated. These results agree with the necessity for the arene ring to approach

and coordinate to the nanoparticle's surface in order to be reduced.

Hydrogenation of naphthalenes containing ketones was then studied (Tables 6 and 7). As expected, when a ketone is present on the substrate, there is a competition between the reduction of the arene and the reduction of the ketone.^{29,37}

Table 6. Hydrogenation of 2-ketonaphthalenes with Ru NPs.^a



E.	Subs.	Time (h)	Conv. ^b (%)	TON ^c	%a ^b	%b ^b	%c ^b
1	12	2.5	100	39	52	26	23
2	13	2.5	44	17	16	84	-

^aGeneral conditions: Ru-NPs (2 mol%), P= 20 bar H₂, T= 30°C.

^bDetermined by GC. ^cTON was defined as the number of moles of substrate converted per mol of surface Ru.

Initially we studied the hydrogenation of compound **12**, which has an acetyl group located at position 2, under the standard reaction conditions leading to full conversion in 2.5 h (Table 6, Entry 1). Three products **12a-12c**, resulting from the reduction of the less substituted ring (**12a**), the keto group (**12b**) and both the less substituted arene and the keto group (**12c**) were obtained. The presence of a methyl group at position 6 in compound **13** place both rings with the same substitution pattern. The increase of substitution in **13** has as consequence a decrease in conversion and in the hydrogenation of the A ring, and hence a preferred reduction of the keto group (Table 6, Entry 2). In this case full reduction of the aromatic rings was not achieved.

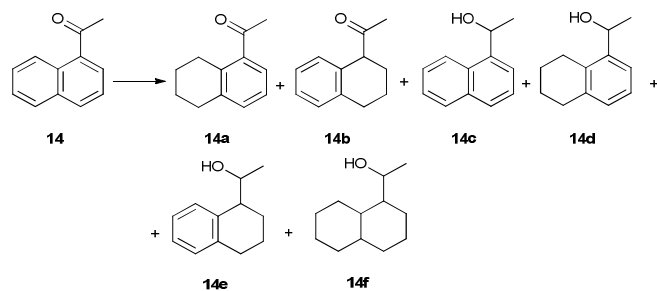
Next, we studied the hydrogenation in the standard conditions of compound **14**, in which the acetyl group is situated in position 1. Full conversion was observed and a complex mixture was produced (Table 7, Entry 1). The previous observation that the substitution at position 1 has a negative effect on the arene reduction, translates in this case in the higher relative percentage of ketone reduction, compared with compound **12**. However, it is also noteworthy that small percentages of product **14e** resulting from the reduction of the more substituted ring (B), or the presence of the fully reduced product **14f**, were observed. These facts indicate that the presence of the keto group at position 1 of ring B increases the hydrogenation ability of this ring.

This fact was confirmed upon carrying out the reaction at 10 bar of hydrogen pressure. After 16 hours of reaction, a similar mixture of products was observed. However, now even the products **14b,e** resulting from the exclusive hydrogenation of ring B, the more substituted one, were detected (Table 7, Entry 2).

From the results observed in Tables 6 and 7, it can be concluded that reduction involves an important competition between the arene and the ketone groups and it is influenced by the position of the keto group. Thus, when the keto group is at position 2 (**12**) reduction of the less substituted aromatic ring takes place principally, although significant reduction of the carbonyl group is also observed. If the keto group is at position 1 (**14**), the most relevant observation is the fact that the most

substituted ring is also reduced. The fact that electron-withdrawing groups activate the hydrogenation of the neighbouring ring was already observed in the case of a trifluoromethyl derivative, compound **10**.

Table 7. Hydrogenation of 1-acetonaphthone with Ru NPs.^a



E.	P (bar)	Time (h)	Conv. ^b (%)	TON ^c	%a ^b	%b ^b	%c ^b	%d ^b	%e ^b	%f ^b
1	20	2.5	100	39	38	-	24	25	9	4
2	10	16	100	39	24	8	8	36	14	10

^a General conditions: Ru-NPs (2 mol %), P= 20 bar H₂, T= 30°C. ^b Determined by GC. ^c TON was defined as the number of moles of substrate converted per mol of surface Ru.

Conclusions

In conclusion, ruthenium nanoparticles stabilized by triphenylphosphine are good catalysts for the hydrogenation of PAHs in mild conditions leading to good activities and selectivities. In general, the reaction rate decreases when the number of aromatic rings increases. The disposition of the rings has also an influence on the reaction rate and, for instance, phenanthrene reacts much slower than anthracene in agreement with its more difficult approach to the nanoparticle's surface. The main results of conversion and selectivity are presented on Figure 4 and can be summarized as follows: a) Naphthalene is hydrogenated to tetralin (**1a**) or decalin (**1b**), *cis/trans*= 86:14, by just adjusting the hydrogen pressure. b) Anthracene can be selectively hydrogenated to compound **2a** (hydrogenation of one external ring) with total selectivity and 44% conversion, or to compound **2b** (hydrogenation of both external rings) with 96% selectivity and full conversion. c) Triphenylene has 3 equivalent rings and it is difficult to achieve partial selectivity in hydrogenation. Thus, compound **4a** (hydrogenation of one external ring) can be obtained with a selectivity of 53% at 61% conversion, which in spite of being quite low is one the best reported in the bibliography. The selective reduction of the 3 external rings to give compound **4c** was achieved in 88% selectivity and full conversion. d) Pyrene and phenanthrene were difficult to hydrogenate and 88% of selectivity in compound **5a** was obtained at 44% conversion. e) Complete hydrogenation under the mild conditions studied was only achieved for naphthalene; in the case of anthracene small amounts of the fully reduced product were detected. f) There are only few mechanisms proposed for PAHs hydrogenation. In general, we have observed, that there is a competition between kinetic and thermodynamic control, which affects the reduction of the less substituted ring versus preservation of aromaticity. Compare for instance compounds **2** and **3**.

The figure shows the chemical structures of the products: 1a (tetralin), 1b (decalin), 2a (1,2,3,4-tetrahydronaphthalene), 2b (1,2,3,4,5,6,7,8-octahydronaphthalene), 4a (1,2,3,4,5,6,7,8,9,10-decalin), 4c (1,2,3,4,5,6,7,8,9,10,11,12-dodecalin), and 5a (1,2,3,4,5,6,7,8,9,10,11,12,13,14-tetradecahydronaphthalene).

	1a	1b	2a	2b
Conversion	70	100	44	100
Selectivity	93	<i>cis/trans</i> : 84:16	100	96

	4a	4c	5a
Conversion	61	100	44
Selectivity	53	100	86

Figure 4. Main results of conversion and selectivity in PAHs reduction with Ru/PPh₃ NPs.

From the study of the chemoselective reduction of substituted naphthalenes, the following conclusions can be extracted: a) Substitution has an important effect on the reactivity and selectivity. The reactions are slower than in unsubstituted naphthalene, and hydrogenation takes principally place in the ring that does not contain substituents. b) Selectivity is influenced by the nature of substituents. Electron donating substituents deactivates the ring to which they are attached and, consequently, the neighbouring ring is preferably reduced. The more relevant example is the case of compound **11**. Electron-withdrawing substituents activate the ring. Then, although the effect of substitution predominates and reduction of the less substituted ring is mainly produced, appreciable amounts of reduction of the more substituted ring are observed. See for instance, compounds **10** and **14**. c) These effects are not general, and comparing the results obtained with compounds **6-8** it can be observed that the best results are obtained with compound **6**, which has an electron-donor substituent, while the presence of a carboxymethyl group in **8** clearly deactivates the reaction. Probably, it is necessary to consider in **6** the effect of the coordination of the oxygen atom to the nanoparticle that will approach the arene to the NPs surface, while the interaction with the carbonyl oxygen of the ester group in **8** will put the aromatic ring away from the NP. d) The case of the ketone derivatives is particular since both arene and carbonyl group are reduced. Thus, when a ketone is present in the substrate like in **12**, **13** and **14**, there is a competition between the reduction of the naphthalenic system and the ketone. If the ketone is situated in position 1 like in **14**, its reduction is favoured probably because the ketone coordinates preferably to the metal surface rather than the naphthalenic system. If the system becomes more hindered like in **13**, the ketone is hydrogenated preferably.

Overall this study evidences the good catalytic properties of ruthenium nanoparticles towards arene reduction even for stable compound such as substituted PAHs.

Experimental

Reagents and general procedures

All syntheses were performed using standard Schlenk techniques under N₂ or Ar atmosphere. Chemicals were

purchased from Aldrich Chemical Co, Fluka and Strem. All solvents were distilled over drying reagents and were deoxygenated before use. The precursor [Ru(COD)(COT)] was purchased from Nanomeps. The synthesis of the nanoparticles were performed using 1L Fisher Porter and pressurized on a high pressure line.

General procedure for the synthesis of the Ru-NPs.

In a typical procedure, the [Ru(COD)(COT)] (400 mg, 1,268 mmol) was placed into a Fischer-Porter reactor in 400 mL of dry and deoxygenated THF by freeze-pump-thaw cycles in the presence of 0.4 equiv. of PPh₃. The Fischer-Porter reactor was then pressurised under 3 bar of H₂ and stirred for 24 h at room temperature. The initial yellow solution became black after 20 minutes. After elimination of excess dihydrogen, a small amount (5 drops approx.) of the solution was deposited under an argon atmosphere on a carbon-covered copper grid for transmission electron microscopy analysis (TEM). The rest of the solution was concentrated under reduced pressure to 40 mL. Precipitation and washing with pentane (3x15 mL) was then carried out, obtaining a black precipitate.

General procedure for the hydrogenation reactions.

In a typical experiment, a 5 entries autoclave or an autoclave Par 477 equipped with PID control temperature and reservoir for kinetic measurements were charged in the glove-box with 3 mg or Ru nanoparticles (the catalyst concentration was calculated based on the total number of metallic atoms in the NPs) and the substrate in 10 mL of solvent. Molecular hydrogen was then introduced until the desired pressure was reached. The reaction was stirred during the corresponding time at the desired temperature. The autoclave was then depressurised. The solution was filtered over silica and analysed by gas chromatography. The conversion and the selectivities of the product were determined using a Fisons instrument (GC 9000 series) equipped with a HP-5MS column. Conversion and selectivity was determined by GC-MS and cis/trans selectivity was confirmed by NOE experiments in NMR. GC-MS spectroscopy was carried out on a HP 6890A spectrometer, with an HP-5 column (0.25mm x 30m x 0.25µm). The method used for the polyaromatic systems consist in an initial isotherm period at 130°C for 10 min followed by a 10°C min⁻¹ temperature ramp to 180°C and a hold time of 35 min, flow 3.5 ml/min.

The method used for the substituted naphthalenes consist in an initial isotherm period at 40°C for 3 min followed by a 3°C min⁻¹ temperature ramp to 120°C and a hold time of 12 min, flow 1.3 ml/min.

The retention times for the main products detected for each substrate are detailed below:

- Substrate 1: tr1=2.03 min, tr1a=1.83 min, tr1b=1.58 min, tr1c=1.41 min.
- Substrate 2: tr2=14.91min, tr2a=14.22 min, tr2b=13.15 min, tr2c=10.73 min, tr2d=12.76 min, tr2e=8.37 min.
- Substrate 3: tr3=14.72 min, tr3a=13.04 min, tr3b=14.31 min, tr3c=13.71 min.

- Substrate 4: tr4= 46.46 min, tr4a= 44.62 min, tr4b= 41.16 min, tr4c= 36.74 min, tr4d= 20.58 min, tr4e= 21.90 min.
- Substrate 5: tr5= 22.80 min, tr5a= 20.80 min, tr5b= 18.27 min.
- Substrate 6: tr6=5.56 min, tr6a=4.91 min, tr6b= 3.68 min, tr6c= 3.02 min.
- Substrate 7: tr7=27.39 min, tr7a=25.96 min, tr7b=23.70 min, tr7c=20.51 min.
- Substrate 9: tr9=5.46 min, tr9a=4.55 min, tr9b=3.39 min, tr9c= 2.90 min.
- Substrate 10: tr10=2.11 min, tr10a=2.04 min, tr10b= 1.96 min, tr10c=1.86 min.
- Substrate 11: tr11=7.94 min, tr11a=6.41 min.
- Substrate 12: tr12a=11.56min, tr12b=10.79 min, tr12c=9.21 min.
- Substrate 13: tr13=14.06 min, tr13a=12.55 min, tr13b=13.61 min.

Acknowledgements

We are grateful to the Spanish Ministerio de Economía y Competitividad (CTQ-2011-22872) for financial support. E. B thanks Ministerio de Educación Cultura y Deporte for a grant. We also thanks Serveis de Recursos Científics (URV) for their support. BC thanks INSA, CNRS

The authors also acknowledge financial support from CNRS and the European Union for ERC Advanced Grant (NANOSONWINGS 2009-246763).

Notes and references

Electronic Supplementary Information (ESI) available: [Synthesis of ruthenium nanoparticles stabilized by P-ligands. Catalytic experiments. General procedures. Gas Chromatography-Mass Spectrometry]. See DOI: 10.1039/b000000x/

- 1 S. M. Bamforth and I. Singleton, *J. Chem. Technol. Biotechnol.*, 2005, **80**, 723-3523.
- 2 IARC, 1983. *Benzo[a]pyrene, Polynuclear Aromatic Compounds, Part 1, Chemical, Environmental and Experimental Data, Monographs on the Evaluation of the Carcinogenic Risk of Chemicals to Humans*, vol. 32. International Agency for Research on Cancer, Lyon, pp. 211-224.
- 3 (a) B. Pawelec, J. M. Campos-Martin, E. Cano-Serrano, R. M. Navarro, S. Thomas and J. L. G. Fierro, *Environ. Sci. Technol.*, 2005, **39**, 3374; (b) M. J. García-Martínez, I. D. Riva, L. Canoira, J. F. Llamas, R. Alcántara and J. L. R. Gallego, *Appl. Catal. B: Environ.*, 2006, **67**, 279; (c) F. Rivas, *J. Hazard. Mater.*, 2006, **138**, 234; (d) E. Ferrarese, G. Andreottola and I. A. Oprea, *J. Hazard. Mater.*, 2008, **152**, 128.
- 4 (a) K. J. Klabunde and R. M. Richards, in *Nanoscale Materials in Chemistry*. Wiley-Interscience, New York, 2001; (b) G. Schmid, in *Clusters and Colloids. From Theory to Applications*. Wiley VCH, Weinheim, 2004; (c) G. Schmid, in *Nanoparticles. From Theory to Application*, Wiley VCH, Weinheim, 2004. (d) K. J. Klabunde and C. Mohs, in *Chemistry of Advanced Materials. An Overview*, Wiley-VHC, New York, 1998; (e) A. Roucoux, *Top. Organomet. Chem.*, 2005, **16**, 261.
- 5 A. Gual, C. Godard, S. Castillón and C. Claver, *Dalton Trans.*, 2010, **39**, 11499.

- 6 (a) K. Philippot and B. Chaudret, *C. R. Chim.*, 2003, **6**, 1019, (b) Deboutière, P. J.; Martinez, V.; Philippot, K.; Chaudret, B. *Dalton Trans.*, 2009, 10172, (c) M. Guerrero, J. García-Antón, M. Tristany, J. Pons, J. Ros, K. Philippot, P. Lecante, and B. Chaudret, *Langmuir*, 2010, **26**, 15532, (d) M. R. Axet, K. Philippot, B. Chaudret, M. Cabi, S. Giorgio and C. R. Henry, *Small*, 2011, **7**, 235, (e) P. Lara, O. Rivada-Wheelaghan, S. Conejero, R. Poteau, K. Philippot and B. Chaudret, *Angew. Chem.*, 2011, **123**, 12286; *Angew. Chem. Int. Ed.*, 2011, **50**, 12080.
- 7 P. Lara, K. Philippot and B. Chaudret, *ChemCatChem*, 2013, **5**, 28.
- 8 A. Stanislaus and B. H. Cooper, *Catal. Rev. Sci. Eng.*, 1994, **36**, 75.
- 9 J. A. Widegren and R. G. Finke, *J. Mol. Catal. A: Chem.*, 2003, **102**, 187.
- 10 T. Huang and B. Kang, *Chem. Eng. J.*, 1996, **63**, 27.
- 11 R. R. Deshmukh, J. W. Lee, U. S. Shin, J. Y. Lee and C. E. Song, *Angew. Chem. Int. Ed.*, 2008, **47**, 8615.
- 12 H. Gao and R. J. Angelici, *J. Am. Chem. Soc.*, 1997, **119**, 6937.
- 13 T. He, Y. Wang, P. Miao, J. Li, J. Wua and Y. Fang, *Fuel*, 2013, **106**, 365.
- 14 (a) R. C. Larock, in *Comprehensive Organic Transformations*, Wiley, New York, 1999, pp. 6–7, and references cited therein. (b) Q. Lin, K. Shimizu and A. Satsuma, *Appl. Catal. A Gen.*, 2010, **387**, 166, (c) A. F. Borowski, L. Vendier, S. Sabo-Etienne, E. Rozycka-Sokolowski, E. and A. V. Gaudyn, *Dalton Trans.*, 2012, **41**, 14117.
- 15 S. C. Korre, M. T. Klein and R. J. Quann, *Ind. Eng. Chem. Res.*, 1995, **34**, 101.
- 16 R. Abu-Reziq, D. Avnir, I. Miloslavski, H. Schumann and J. Blum, *J. Mol. Catal. A: Chem.*, 2002, **185**, 179.
- 17 N. A. Beckers, S. Huynh, X. Zhang, E. J. Lubber and J. M. Buriak, *ACS Catal.*, 2012, **2**, 1524.
- 18 M. Ohde, H. Ohde and C. M. Wai, *Chem. Commun.*, 2002, 2388.
- 19 (a) M. J. Jacinto, O. H. C. F. Santos, R. Landers, P. Kiyohara and L. M. Rossi, *Appl. Catal. B Environ.*, 2009, **90**, 688; (b) J. Deng, W. Shih and C. Mou, *ChemPhysChem*, 2005, **6**, 2021; (c) J. Deng, W. Shih and C. Mou, *J. Phys. Chem. C*, 2007, **111**, 9723.
- 20 I. S. Park, M. S. Kwon, K. Y. Kang, J. S. Lee and J. Park, *Adv. Synth. Catal.*, 2007, **349**, 2039.
- 21 (a) B. Yoon, and C. M. Wai, *J. Am. Chem. Soc.*, 2005, **127**, 17174; (b) K. H. Park, K. Jang, H. J. Kim and S. U. Son, *Angew. Chem. Int. Ed.*, 2007, **46**, 1152.
- 22 J. L. Pinilla, A. B. García, K. Philippot, P. Lara, E. J. García-Suárez and M. Millan, *Fuel*, 2014, **116**, 729.
- 23 M. Fang, N. Machalaba and R. A. Sánchez-Delgado, *Dalton Trans.*, 2011, **40**, 10621.
- 24 M. Fang and R. A. Sánchez-Delgado, *J. Catal.*, 2014, **311**, 357.
- 25 T. Yuan and W. D. Marshall, *J. Hazard. Mater.*, 2005, 149.
- 26 (a) H. Pan and C. M. Wai, *New. J. Chem.*, 2011, **35**, 164; (b) H. Pan and C. M. Wai, *J. Phys. Chem. C*, 2009, **113**, 19782.
- 27 (a) T. Yuan and W. D. Marshall, *J. Environ. Monit.*, 2007, **9**, 1344; (b) W. Liao, H. Liu, H. Chen, W. Chang, K. Chiu and C. M. Wai, *Chemosphere*, 2011, **82**, 573. (c) E. Sahle-Demessie, V. G. Devulapelli and A. A. Hassan, *Catalysts*, 2012, **2**, 85.
- 28 H. –J. Chen, H. –W. Liu, W. Liao, H. B. Pan, C. M. Wai, K. –H. Chiu and J. –F. Jen, *Appl. Catal. B*, 2012, **111–112**, 402.
- 29 J. Llop-Castelbou, E. Bresó-Femenia, P. Blondeau, B. Chaudret, S. Castellón, C. Claver and C. Godard, *ChemCatChem*, 2014, **6**, 3160.
- 30 M. V. Escárcega-Bobadilla, C. Tortosa, E. Teuma, C. Pradel, A. Orejón, M. Gómez and A. M. Masdeu-Bultó, *Catal. Today*, 2009, **148**, 398.
- 31 C. Hubert, E. B. Bilé, A. Denicourt-Nowicki and A. Roucoux, *Green Chem.*, 2011, **13**, 1766.
- 32 T. Suzuki, H. Yamada, P. L. Sears and Y. Watanabe, *Energy Fuels*, 1989, **3**, 707.
- 33 P. P. Fu, H. M. Lee and R. G. Harvey, *J. Org. Chem.*, 1980, **45**, 2797.
- 34 J. S. Yu, B. C. Ankiyanic, I. P. Rothwell and M. T. Nguyen, *J. Am. Chem. Soc.*, 1992, **114**, 1927.
- 35 (a) T. T. Bovkun, M. Grayevsky, Y. Sasson and J. Blum, *J. Mol. Catal. A: Chem.*, 2007, **270**, 171; (b) F. Nador, Y. Moglie, C. Vitale, M. Yus, F. Alonso and G. Radivoy, *Tetrahedron*, 2010, **66**, 4318.
- 36 T. T. Bovkun, M. Grayevsky, Y. Sasson and J. Blum, *J. Mol. Catal. A: Chem.* 2007, **270**, 171.
- 37 (a) D. Gonzalez-Galvez, P. Lara, O. Rivada-Wheelaghan, S. Conejero, B. Chaudret, K. Philippot, P. W. N. M. van Leeuwen, *Catal. Sci. Technol.*, 2013, **3**, 99; (b) D. Gonzalez-Galvez, P. Nolis, K. Philippot, B. Chaudret, P. W. N. M. van Leeuwen, *ACS Catal.*, 2012, **2**, 317; (c) M. Guerrero, Y. Coppel, N. T. T. Chau, A. Roucoux, A. Denicourt-Nowicki, E. Monflier, H. Bricout, P. Lecante and K. Philippot, *ChemCatChem*, 2013, **5**, 1; (d) D. J. M. Snelders, N. Yan, W. Gan, G. Laurency, P. J. Dyson, *ACS Catal.*, 2012, **2**, 201.