

Green Chemistry

Accepted Manuscript

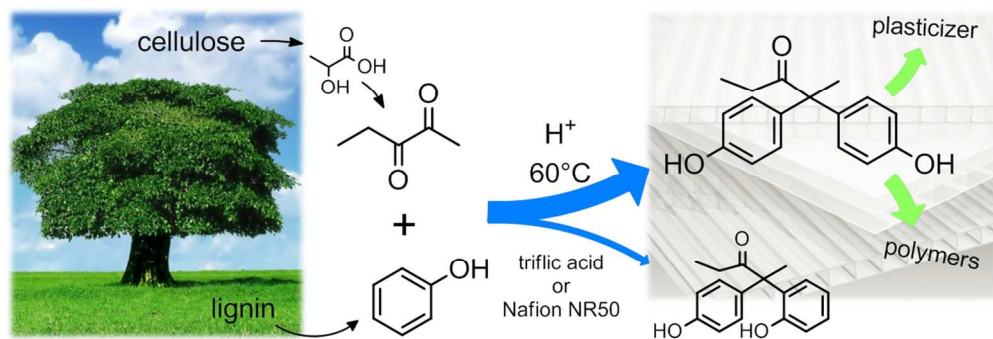


This is an *Accepted Manuscript*, which has been through the Royal Society of Chemistry peer review process and has been accepted for publication.

Accepted Manuscripts are published online shortly after acceptance, before technical editing, formatting and proof reading. Using this free service, authors can make their results available to the community, in citable form, before we publish the edited article. We will replace this *Accepted Manuscript* with the edited and formatted *Advance Article* as soon as it is available.

You can find more information about *Accepted Manuscripts* in the [Information for Authors](#).

Please note that technical editing may introduce minor changes to the text and/or graphics, which may alter content. The journal's standard [Terms & Conditions](#) and the [Ethical guidelines](#) still apply. In no event shall the Royal Society of Chemistry be held responsible for any errors or omissions in this *Accepted Manuscript* or any consequences arising from the use of any information it contains.



212x72mm (150 x 150 DPI)

ARTICLE

Regioselective synthesis of renewable bisphenols from 2,3-pentanedione and their application as plasticiser†

Cite this: DOI: 10.1039/x0xx00000x

Received 00th January 2012,
Accepted 00th January 2012

DOI: 10.1039/x0xx00000x

www.rsc.org/

Wouter Schutyser,^a Steven-Friso Koelewijn,^a Michiel Dusselier,^a Stijn Van de Vyver,^{a,b} Joice Thomas,^c Feng Yu,^c Maria Josefina Carbone,^d Mario Smet,^c Peter Van Puyvelde,^d Wim Dehaen^c and Bert F. Sels^{*a},

2,3-pentanedione (2,3-PD), a bio-based chemical derived from lactic acid, has the potential to serve as a precursor for the synthesis of novel bisphenols. We developed a solvent free catalytic strategy for the condensation of phenol with 2,3-PD by using acid catalysts at temperatures ranging from 323 to 373 K. Various soluble and solid acids exhibit high activity, while a high chemoselectivity to bisphenol requires a high phenol to 2,3-PD molar ratio. Bisphenol yields as high as 84% are for instance reported in excess of phenol in presence of Nafion NR50. Recycling of the Nafion catalyst after washing with ethanol at room temperature is demonstrated. The regioselectivity within the bisphenol fraction is influenced by the acid strength. A clear trend is presented in which the regioselectivity towards the desired *p,p'*-isomers increases with increasing acid strength, showing *p,p'*/*o,p'*-isomer ratios as high as 100. A tentative mechanism is discussed based on ionic *versus* non-ionic pathway. The purified 2,3-PD-derived *p,p'*-bisphenols are assessed as plasticiser for polyethylene terephthalate (PET), showing promising properties similar to that of reference bisphenol A, but with a broader processing window due to the lower melting point and higher thermal stability in inert atmosphere.

1. Introduction

The increasing demand for renewable materials has led to a faster search for biomass-derived substitutes for bisphenol A (BPA).^{1, 2} BPA is an important monomer for the synthesis of polycarbonates and epoxy resins and it is a popular plasticiser for thermoplastic polymers.^{3, 4} Despite its common use in food and drink packaging, controversy over its use arose since the discovery of its potential endocrine disruptor activity.⁵

^a Centre for Surface Chemistry and Catalysis, KU Leuven, Kasteelpark Arenberg 23, 3001 Leuven, Belgium. Fax: +32 1632 1998; Phone: +32 1632 1593; E-mail: bert.sels@biw.kuleuven.be

^b Department of Chemical Engineering, Massachusetts Institute of Technology, 77 Massachusetts Avenue, Cambridge, MA 02139, USA.

^c Department of Chemistry, KU Leuven, Celestijnenlaan 200F, 3001 Leuven, Belgium.

^d Department of Chemical Engineering, KU Leuven, Willem de Croylaan 46, 3001 Leuven, Belgium.

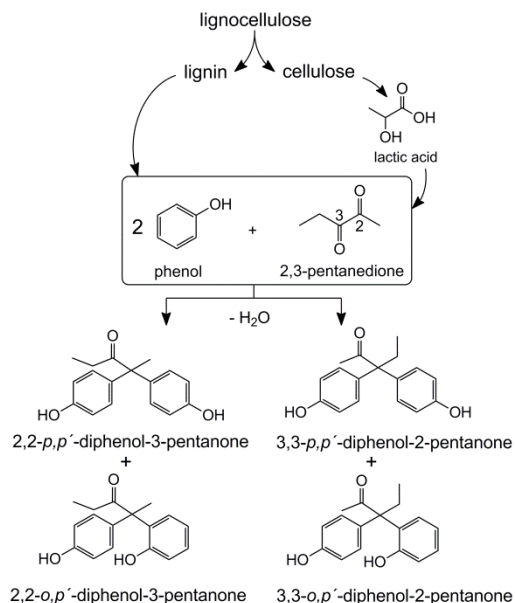
† Electronic Supplementary Information (ESI) available: Additional experimental and analytical information, gas chromatograms, mass spectra, ¹H, ¹³C, DEPT, COSY and HSQC NMR spectra, IR spectra and thermograms of BP(2,3-PD) and BPA, the XRD pattern of BP(2,3-PD), DSC analysis and additional catalytic data. See DOI: 10.1039/b000000x/

Two alternative bisphenols have recently received attention: (i) diphenolic acid (DPA) based on cellulose-derived levulinic acid,⁶⁻¹¹ and (ii) bisphenols based on lignin-derived creosol.^{2, 12}

This contribution explores the synthesis and potential applications of a BPA analogue based on biomass-derived 2,3-pentanedione (2,3-PD). 2,3-PD is produced on an industrial scale *via* a multi-step process combining hydroxyacetone and paraldehyde or through extraction out of dairy waste, but it can also be derived from lactic acid.¹³ Recent breakthroughs have allowed the direct catalytic conversion of trioses¹⁴⁻¹⁹, sucrose^{14, 19, 20} and cellulose^{21, 22} to lactic acid in water or lactates in aqueous/alcohol media. 2,3-PD is obtained through a Claisen-condensation of two of such lactate molecules, followed by decarboxylation and dehydration.^{13, 23-25} Condensation of 2,3-PD and phenol could thus ultimately open up opportunities to synthesize fully renewable bisphenols, since the phenolic substrates may be obtained from lignin (see Scheme 1).²⁶⁻²⁹

The presence of the extra carbonyl functional group in the alternative bisphenols is expected to enhance their biodegradability^{30, 31} and might offer additional functionality for the bio-based polymers. As for the potential health effects, a reduced accumulation in body tissues is expected³², and some

studies indicate that more polar or electron-rich bisphenols — such as the ones studied here — are less able to penetrate the human skin³³ and tend to bind less effectively to certain estrogen receptors.³⁴



Scheme 1 Synthesis of renewable bisphenols from phenol and 2,3-pentanedione (2,3-PD).

Bisphenols are generally produced by the acid-catalysed condensation of phenol with a ketone or aldehyde.³ The first step in the mechanism is the protonation of the ketone with formation of a carbocation intermediate. The reaction of this carbocation with phenol produces water and a monophenol intermediate, which condenses with a second phenol.

Acid-catalysed condensation of phenol with 2,3-PD has, to the best of our knowledge, not been reported. In this reaction, two pairs of bisphenol isomers can be produced by condensation of phenol on either the 2- or 3-position of 2,3-PD. The coordination of phenol groups determines the formation of *p,p'*- or *o,p'*-isomers, the former being the most useful precursor for the synthesis of polymers. A high *p,p':o,p'* ratio of the isomers is of crucial importance in the synthesis of polycarbonates from BPA⁴, as it influences physicochemical properties such as color stability³⁵ and crystallinity³⁶. Separation of the *p,p'*- and *o,p'*-isomers requires energy-intensive procedures such as fractional distillation and crystallisation.^{3, 4} Improving the isomer selectivity in the synthesis of bisphenols is therefore highly desirable.

Thiols are typically added as co-catalyst in the condensation reaction, as they increase the reaction rate and the *p,p'*-regioselectivity of the condensation step.^{3, 37-42} Zeidan and Margelefsky *et al.* have suggested that the thiol additive activates the carbonyl of the ketone towards nucleophilic attack *via* a charged sulfur intermediate with an increased electrophilicity.^{38, 40, 42} It was proposed that the steric hindrance of the side chain of the thiol affected the approach of phenol, resulting in an increased regioselectivity. In the case of DPA

synthesis, Van de Vyver *et al.* recently showed that the steric effects of various thiol co-catalysts play a predominant role in the condensation rate and *para*-selective introduction of phenol, regulating the regioselectivity.^{6, 7} They also demonstrated an important contribution of an acid-catalysed isomerisation of *p,p'*-DPA to *o,p'*-DPA at long contact time.

2. Experimental section

2.1. Characterization of the acid catalysts

Acid-base titrations of the acid catalysts were performed using a Metrohm 808 Titrando autotitrator & 801 stirrer at room temperature. In a typical experiment, 50 mg of the polymer was added to 10 mL of water containing 2 M NaCl. The resulting mixture was allowed to equilibrate overnight and titrated potentiometrically by dropwise addition of an aqueous solution containing 0.02 M NaOH.

2.2. Condensation reactions and product analysis

Catalytic reactions were carried out in 10 mL glass vessels. Phenol and the acid catalyst were mixed with a magnetic stirrer. The vessel was flushed with N₂ and heated to the desired temperature. Once the desired temperature was achieved, 2,3-PD was added with a syringe through the septum of the vessel. Samples of the reaction mixture were withdrawn periodically and analysed by GC. Prior to product analysis, approximately 0.05 g of the reaction mixture was weighed in a vial and mixed with 1 mL acetonitrile and 50 μ L 2,4-dimethylphenol as external standard. Quantification of the products was performed using a GC equipped with a CP-SIL 5CB WCOT fused silica column. The formation of phenol oligomers from 2,3-PD condensation was studied by GC-MS with a HP5MS capillary column.

2.3. Purification and characterization of the bisphenols

For the purification of the bisphenols, the unreacted phenol was first removed through multiple water extractions. The resulting sample was dissolved in dichloromethane in a sonication bath and purified by column chromatography (silica gel, 70-230 mesh) by eluting the column with dichloromethane and a solution of 10 vol% ethyl acetate in dichloromethane.

¹H, ¹³C NMR, COSY, DEPT and HSQC spectra were acquired on a Bruker Avance 400MHz. The chemical shifts (δ) are reported in parts per million (ppm) referenced to tetramethylsilane (¹H) or the internal NMR solvent signals (¹³C). For Fourier-transformed infrared (FT-IR) spectroscopy, KBr pellets of the purified bisphenols were prepared, and the FT-IR spectra were recorded on a Fourier Transform Infrared spectrometer. The elemental composition of the bisphenols was obtained through CHN analysis. Thermogravimetric analysis was performed with a TGA Q500 of TGA instruments. The samples were heated at 10 $^{\circ}$ C min⁻¹ to 500 $^{\circ}$ C under nitrogen atmosphere. Powder X-ray diffraction (XRD) patterns were recorded on a STOE STADI P Combi diffractometer with an image plate position sensitive detector (IP PSD) in the region

$2\theta = 5$ to 60° , ($\Delta 2\theta = 0.03^\circ$), and a scan of 1200s. The measurements were performed in transmission mode at room temperature using $\text{CuK}\alpha 1$ radiation with $\lambda = 1.54056 \text{ \AA}$ selected by means of a Ge(111) monochromator.

2.4. Plasticiser tests

For the plasticiser tests, PET pellets were grinded, physically mixed with a solution of bisphenol (BP(2,3-PD) or BPA) in dichloromethane, magnetically stirred and dried overnight at 35°C . PET/bisphenol mixtures were prepared with different concentrations of bisphenol (2-5 wt%). The samples were analysed with a Q2000 DSC equipment and subjected to the following non-isothermal protocol: heating at $10^\circ\text{C min}^{-1}$ from 20°C to 250°C , kept constant at this temperature for 5 min, and cooled down to 20°C at $10^\circ\text{C min}^{-1}$. After 5 min the second heating started from 20°C to 250°C at $10^\circ\text{C min}^{-1}$. The calorimetric information showed in this work is obtained from the second heating section.

3. Results and discussion

3.1. Catalyst screening and characterization of the bisphenols

Table 1 presents the catalytic results for the condensation of phenol and 2,3-PD, including the turnover frequency (TOF) of 2,3-PD and the rate of bisphenol formation (ROF) per acid site, the conversion of 2,3-PD, the bisphenol yield, the yield of monophenolic (MP) and diphenolic (DP) side-products, the carbon mass balance (CB) and the molar ratio of the p,p' - to the o,p' -bisphenol isomers. Note that all the reactions were performed with the same amount of Brønsted acid sites. Entries 1-9 show the results in the presence of sulfuric acid and various soluble and solid sulfonic acid-based catalysts after 72 h reaction at 60°C . Besides the four bisphenol isomers anticipated in Scheme 1, we observed an amount of side-products with one or two phenol group.

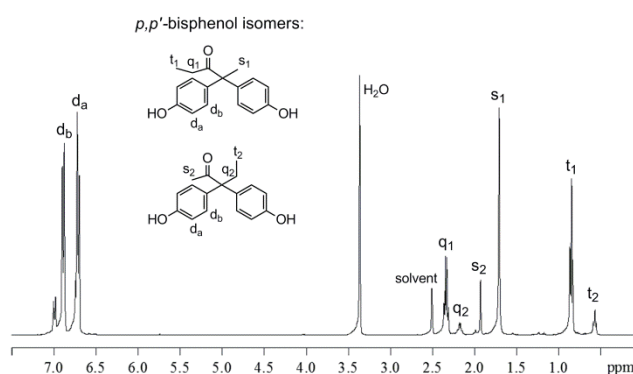


Fig. 1 ^1H NMR spectrum of the renewable bisphenols obtained by TFSA-catalysed condensation of phenol with 2,3-PD in the 2- or 3-position. The following abbreviations are used for spin multiplicity: s = singlet, d = doublet, t = triplet, q = quartet.

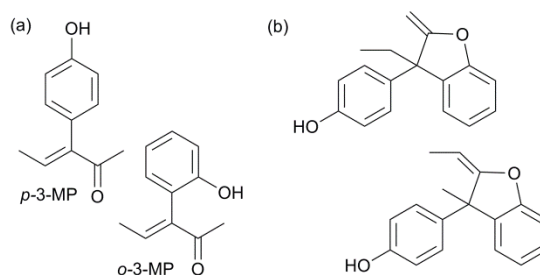


Fig. 2 Identified monophenol intermediates (a) and diphenol side-products (b).

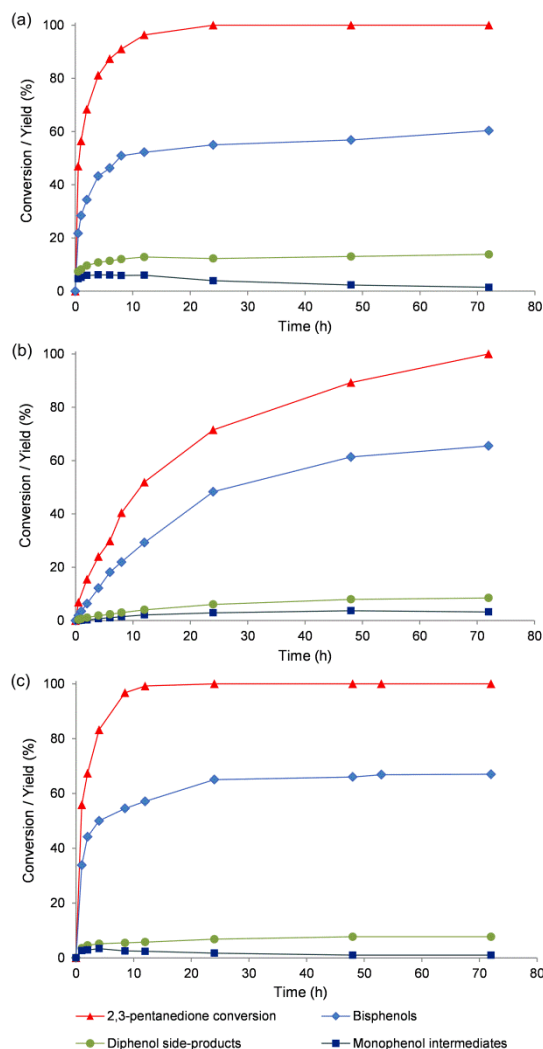


Fig. 3 2,3-PD conversion, bisphenols and side-product (diphenolic and monophenolic) yield as a function of reaction time for $p\text{TSA}$ (a), Nafion NR 50 (b) and TFSA (c). Reaction conditions: see Table 1.

The as-obtained bisphenol product mixture was purified by water extraction and column chromatography. Gas chromatograms of the crude product mixture and the purified sample are shown in Fig. S1a and b of the ESI†. Fig. S2 of the ESI† shows the mass spectra of the obtained bisphenols. The structure of the 2,2- and 3,3-bisphenols was confirmed by NMR analyses of the purified compounds.

Table 1 Catalytic data for the condensation of phenol with 2,3-PD and two monoketones^a

Entry	Catalyst	Acid density ^b (mmol H ⁺ g ⁻¹)	Substrate	TOF ^c (h ⁻¹)	ROF ^d (h ⁻¹)	Ketone conv. (%)	Yield (%)				
							Bisphenol	MP	DP	CB (%) ^e	<i>p,p'</i> : <i>o,p'</i> ^f
1	Sulfuric acid	20.4	2,3-PD	11.1	5.1	100	57	3	11	71	17
2	PSA	7.7	2,3-PD	13.5	6.6	100	58	3	14	75	16
3	<i>p</i> TSA	5.2	2,3-PD	16.1	8.1	100	60	2	14	76	15
4	TFSA	6.6	2,3-PD	16.3	9.1	100	67	1	8	76	55
5	NFBSA	3.2	2,3-PD	17.7	8.0	100	66	1	9	76	61
6	SHPAOs	5.4	2,3-PD	5.3	1.9	100	63	5	10	78	19
7	Dowex 50WX2	4.1	2,3-PD	10.1	5.5	100	68	8	14	90	12
8	Amberlyst 15DRY	4.3	2,3-PD	2.8	0.9	72	33	10	8	71	11
9	Nafion NR50	0.93	2,3-PD	2.3	1.0	100	66	3	9	78	38
10 ^g	Nafion NR50	0.93	2,3-PD	2.4	1.0	100	76	3	10	89	52
11 ^h	Nafion NR50	0.93	2,3-PD	2.3	0.9	100	80	1	9	90	85
12 ^{h,i}	Nafion NR50	0.93	2,3-PD	1.6	0.5	100	84	1	7	92	104
13 ^{h,i,j}	Nafion NR50	0.93	2,3-PD	/	/	100	78	1	8	87	100
14 ^k	Nafion NR50	0.93	2,3-PD	12.2	4.6	100	56	3	14	73	11
15	Nafion NR50	0.93	Ac	1.0	0.1	35	19	1	3	66	6
16	Nafion NR50	0.93	2-Pent	0.8	< 0.1	23	11	1	1	57	6

^a Reaction conditions: 3.4 mmol ketone, 10.2 mmol phenol (3:1 ratio phenol/ketone), 0.12 mmol catalytic H⁺, inert N₂ atmosphere, 60 °C, magnetic stirring for 72 h. ^b Determined by acid-base titrations. ^c Calculated as the molar amount of ketone converted per acid site per hour, at 1 h reaction. ^d Calculated as the molar amount of bisphenols formed per acid site per hour, at 1 h reaction. ^e See the ESI† for definition. ^f Ratio of *p,p'*-bisphenol over *o,p'*-bisphenol. ^g 3.4 mmol ketone, 23.8 mmol phenol (7:1 ratio phenol/ketone). ^h 3.4 mmol ketone, 47.6 mmol phenol (14:1 ratio phenol/ketone). ⁱ 0.24 mmol catalytic H⁺, 50 °C. ^j 2nd run of the catalyst from entry 12. ^k 100 °C, 24 h. Catalyst abbreviations: 1-propanesulfonic acid (PSA), *p*-toluenesulfonic acid (*p*TSA), trifluoromethanesulfonic acid (TFSA), nonafluorobutanesulfonic acid (NFBSA) and sulfonated hyperbranched poly(arylene oxindole)s (SHPAOs). Substrate abbreviations: 2,3-pentanedione (2,3-PD), acetone (Ac) and 2-pentanone (2-Pent).

The ¹H NMR spectrum in Fig. 1 shows the presence of two groups of singlet (1.71 and 1.93 ppm), triplet (0.57 and 0.85 ppm) and quartet (2.18 and 2.34 ppm) spin multiplicities in the aliphatic region. Integration of the ¹H NMR signals revealed the molar ratio of 2,2- to 3,3-bisphenols to be approximately 3:1 for all catalysts. The preferential condensation of phenol on the carbon in the 2-position is suggested to be due to a combination of steric and electronic effects. The intensities of the two large doublet signals at 6.7 and 6.9 ppm in the aromatic region show the predominant formation of *p,p'*-isomers. More characterization data from ¹³C-NMR, correlation spectroscopy (COSY), heteronuclear single-quantum correlation (HSQC) NMR, Fourier-transform infrared (FTIR) spectroscopy, elemental analysis and powder X-ray diffraction (of the purified crystalline *p,p'*-bisphenols) can be found in the ESI†.

Fig. 2 illustrates the other identified products (4 compounds): two monophenol intermediates (a) and two diphenol side-products (b), next to two small unknowns. The two monophenol intermediates incorporate a phenol at the carbon in the 3-position of 2,3-PD (*o*-3-MP and *p*-3-MP). The monophenol products, in which phenol is attached to the 2-position of 2,3-PD (*o*-2-MP and *p*-2-MP), were only detected in very small amounts. Further identification data of the side-

products can be found in the ESI† (¹H, ¹³C, DEPT, HSQC and COSY NMR spectra).

The homogeneous catalysts *p*-toluenesulfonic acid (*p*TSA), trifluoromethanesulfonic acid (TFSA) and nonafluorobutanesulfonic acid (NFBSA) exhibit the highest activities, *viz.* the highest TOF and ROF (entries 3-5), followed by 1-propanesulfonic acid (entry 2), sulfuric acid (entry 1) and Dowex 50WX2 (entry 7). The other polymer catalysts, Amberlyst 15 and Nafion NR50, show the lowest TOF and ROF (entries 8 and 9). Dowex 50WX2 and Amberlyst 15 are both polystyrene-divinylbenzene type polymer catalysts, while Nafion NR50 is a perfluorinated sulfonic acid resin.⁴³ The different catalytic behavior of Dowex 50WX2 and Amberlyst 15 is likely due to their different degree of crosslinking (*i.e.*, Amberlyst 15 is a highly cross-linked macroreticular resin, while Dowex 50WX2 is a gel-type resin with a low degree of crosslinking)^{44, 45} since their acidity properties are very similar. The lower activity of Nafion NR50 might be explained by its relatively low surface area.⁴³ Sulfonated hyperbranched poly(arylene oxindole)s (SHPAOs)⁴⁶, a new class of acid catalysts with great potential in cellulose conversion⁴⁷ and DPA synthesis,^{6, 7} show an intermediate activity for this reaction

(entry 6). Nearly all catalysts obtain complete conversion of the ketone substrate after 72 h of reaction.

Fig. 3 illustrates the time profiles of the conversion of 2,3-PD and the yield of the different bisphenol isomers and some side-products for the catalysts *p*TSA, Nafion NR50 and TFSA. The reactions catalysed by *p*TSA and TFSA are already near completion after 24 h (Fig. 3a and c), while Nafion NR50 requires 72 h to complete 2,3-PD conversion in the excess of phenol (Fig. 3b). The kinetic profiles of TFSA and *p*TSA also suggest that the monophenols are intermediates in the reaction network. The highest bisphenol yields (up to 68%) are obtained for TFSA, NFBSA, Dowex 50WX2 and Nafion NR50 (entries 4, 5, 7 and 9). The chemoselectivity to bisphenols was further increased by increasing the phenol to ketone ratio, and this increase is most pronounced for Nafion NR50. For instance, reactions in presence of Nafion NR50 with a ratio of 7:1 or 14:1, instead of 3:1, yield respectively 76 and 80% of bisphenols at complete 2,3-PD conversion (compare entries 9, 10 and 11). Higher carbon balances, as obtained by summation of the products identified in Table 1, were noticed with increasing content of phenol, ranging from 78 to 90%. This is probably due to a limited condensation of 2,3-PD in excess of phenol.

Besides reagent ratio, temperature also has a significant effect on the final bisphenol yields. Increasing the reaction temperature from 60 to 100 °C (at a phenol:ketone ratio of 3) increases the TOF and ROF of Nafion NR50 in accordance with Arrhenius' law, but the temperature increase causes a decrease in the maximum bisphenol yield (compare entries 9 and 14). Lowering the reaction temperature from 60 to 50 °C for instance shows an increase in bisphenol yield with Nafion NR50 up to 84% at a phenol:ketone ratio of 14 (compare entries 11 and 12). The total carbon balance of the latter product mixture reaches a high value of 92%. Nafion NR50 catalyst recycling was demonstrated by washing the spent catalyst of entry 12 at room temperature in ethanol before reuse. Only a slight decrease in bisphenol yield was noticed (from 84 to 78%, compare entries 12 and 13). A more detailed deactivation study is required to evaluate the stability of the catalyst under reaction conditions, for instance by monitoring the time-on-stream behaviour of the catalytic results in a continuous reactor set-up.

3.2. Influence of the catalyst and its acid strength on the regioselectivity

The *p,p':o,p'* ratios after 72 h of reaction at 60 °C range from 11 to 19 for all non-fluorinated catalysts (entries 1-3 and 6-8). Interestingly, the ratios are significantly higher for the fluorinated acid catalysts. For example, TFSA, NFBSA and Nafion NR50 show ratios of 55, 61 and 38, respectively (entries 4, 5 and 9). These *p,p':o,p'* isomer ratios from 2,3-PD are unexpectedly high, especially since the reactions were carried out in the absence of thiol promoters, which are typically used for boosting the regioselectivity in BPA synthesis to values above the thermodynamic equilibrium.⁷ Indeed, condensation reactions of phenol with monoketones like acetone or 2-

pentanone in presence of Nafion NR50 show ratios of about 6 (entries 15 and 16), in agreement with previous reports, showing the unique case of 2,3-PD.^{38, 40} The presence of the adjacent ketone functions in 2,3-PD likely provides a suitable steric and electronic environment at the reactive center, which favors reaction with the *p*-position of phenol. Next to a significantly higher regioselectivity for the *p,p'*-isomers in reactions with 2,3-PD, the diketone also exhibits a much higher reactivity compared to acetone and 2-pentanone (compare entries 9, 15 and 16). The presence of the adjacent ketone functionality assists in a much faster reaction due to the higher electrophilicity of the protonated ketone, making the 1,2-diones interesting reactive substrates for condensation with phenols. Note the high TOFs for the reactions at 60 °C, even in absence of thiols, which are usually required to speed the reaction rate with monoketones.⁶ Classic ketone/phenol condensations such as BPA synthesis for instance are typically carried out at 70-90 °C with rate-accelerating agents like thiols.³

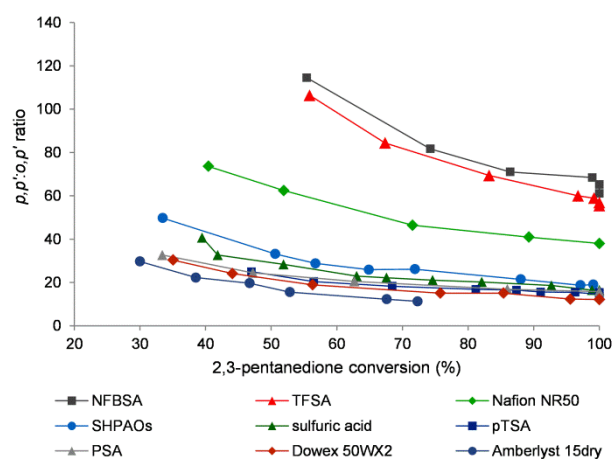


Fig. 4 *p,p':o,p'* ratio of the bisphenols as a function of 2,3-PD conversion. Reaction conditions: 3.4 mmol 2,3-PD, 10.2 mmol phenol, 0.12 mmol catalytic H^+ , 60 °C.

Fig. 4 shows the *p,p':o,p'* isomer ratio during bisphenol synthesis as a function of 2,3-PD conversion in the presence of the various acid catalysts. All catalysts show a slight decrease of the isomer ratio with 2,3-PD conversion, likely due to acid-catalysed isomerization in agreement with previous observations.⁷ The isomer ratio is very important with regard to the use of these bisphenols as polymer building blocks, the *p,p'*-isomers being used preferably. Three different groups of catalysts may be roughly distinguished based on the isomer ratio: (i) low values of around 20 for the common soluble and solid acids, (ii) intermediate values of around 40 for Nafion NR50, and (iii) very high values around 80 and higher for the strongest (soluble) acids. These results indicate that the acid strength of the catalyst defines the isomer ratio.

In an effort to evaluate the influence of the acid strength on the regioselectivity, a range of soluble acids with varying acidity were tested in the bisphenol synthesis. As a measure of the acid strength of the acids, their pK_a values determined in acetonitrile (MeCN) were used, as reported in literature.⁴⁸⁻⁵¹

Although the reaction mixture and MeCN are very different in nature (phenol, the major component in the reaction media, is strongly protic, while MeCN is aprotic), and the media has a strong influence on the acidity⁴⁸, the pK_a values in MeCN are used because MeCN is one of the only solvents in which pK_a values of (very) strong acids are known with good accuracy, and because most of the acids used here are strongly acidic, reducing the solvent impact on the acid strength. Since no pK_a (in MeCN) values of nonafluorobutanesulfonic acid (NFBSA), 2-naphthalenesulfonic acid (2-NSA) and 1-propanesulfonic acid (PSA) are available in literature, it is suggested that these values are quite similar to respectively TFSA, 1-naphthalenesulfonic acid and methanesulfonic acid (MSA).^{49, 51}

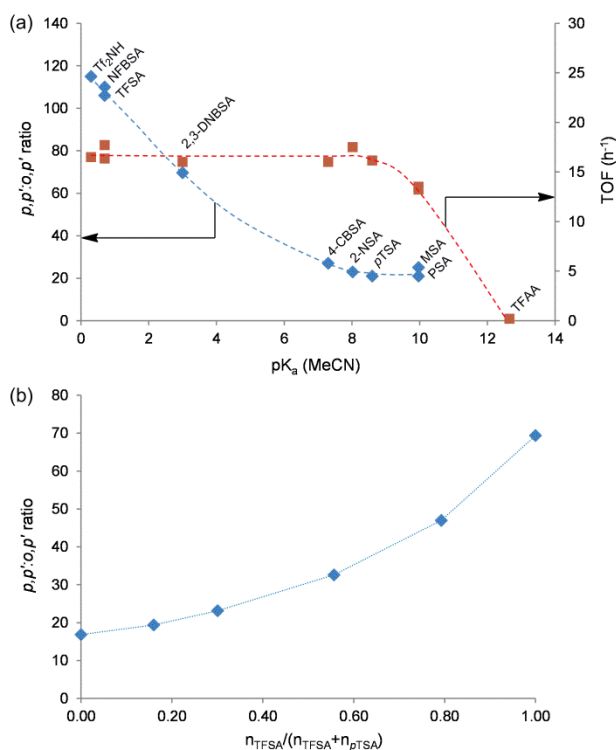


Fig. 5 (a) $p,p':o,p'$ ratio of the bisphenols at 55% 2,3-PD conversion and 2,3-PD TOF determined at 1h reaction in the phenol condensation of 2,3-PD catalysed by a range of soluble acids as a function of the pK_a value of the acids in acetonitrile. Catalyst abbreviations: bis(trifluoromethanesulfonyl)imide (Tf₂NH), nonafluorobutanesulfonic acid (NFBSA), trifluoromethanesulfonic acid (TFSA), 2,4-dinitrobenzenesulfonic acid (2,4-DNBSA), 4-chlorobenzenesulfonic acid (4-CBSA), 2-naphthalenesulfonic acid (2-NSA), *p*-toluenesulfonic acid (*p*TSA), methanesulfonic acid (MSA), 1-propanesulfonic acid (PSA) and trifluoroacetic acid (TFAA). (b) $p,p':o,p'$ ratio of the bisphenols at 85% 2,3-PD conversion as a function of the molar fraction of TFSA in the TFSA/*p*TSA catalyst mixture. Reaction conditions: 3.4 mmol 2,3-PD, 10.2 mmol phenol, 0.12 mmol catalytic H⁺, 60 °C.

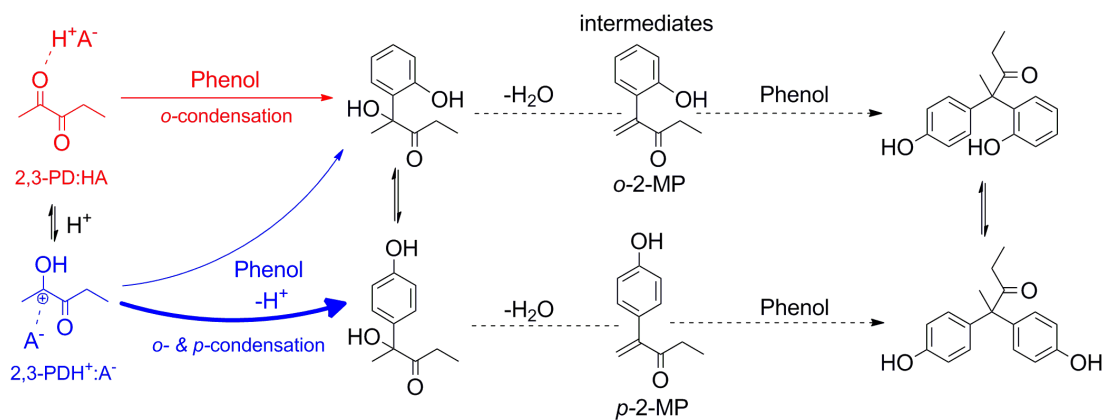
In Fig. 5a, an obvious correlation between the $p,p':o,p'$ isomer ratio of the bisphenols at 55% 2,3-PD conversion and the pK_a (MeCN) value of the acids is noticed. Increasing the catalyst acidity clearly results in an increased selectivity for the p,p' -bisphenol isomer during bisphenol synthesis. Sulfuric acid is not included in Fig. 5a since it possesses two protons with different acid strength. The $p,p':o,p'$ bisphenol ratio as a

function of 2,3-PD conversion in the presence of the different soluble acids is shown in Fig. S14 of the ESI†. The importance of the acid strength on the regioselectivity was also confirmed by condensing 2,3-PD with phenol in the presence of mixtures of TFSA and *p*TSA (Fig. 5b). Using defined mixtures of two acids with a great difference in acid strength offers a handy tool for varying the acid strength of a catalyst system.⁵² The total proton concentration was kept unchanged in the reaction, while their molar ratio was varied. Fig. 5b shows the $p,p':o,p'$ ratio at 85% 2,3-PD conversion for TFSA/*p*TSA-catalysed bisphenol synthesis as a function of the molar fraction of TFSA in the catalyst mixture. The same trend is observed as in Fig. 5a: the p,p' -isomer preference increases with increasing acid strength of the catalytic system. This shift in regioselectivity requires some mechanistic consideration and this will be explained in the next section.

As indicated in Fig. 5a, the acid strength has no influence on the reaction rate (expressed by the 2,3-PD TOF at 1h reaction) for acids with a pK_a (MeCN) value smaller than 9. The reaction rate decreases for acids with a pK_a (MeCN) value larger than 9 and even no reaction occurs when the acid is too weak, as is the case for TFAA. Additional catalytic data for the reactions catalysed by the soluble acids indicated in Fig. 5a (bisphenol yield, the yield of monophenolic (MP) and diphenolic (DP) side-products and the carbon mass balance (CB) after 72h reaction) can be found in Table S2 of the ESI†.

3.3. Mechanistic proposal for the bisphenol synthesis

The preferential *para*-condensation of phenol with 2,3-PD in the presence of strong acids is suggested to be due to a more pronounced protonation of the carbonyl group, creating a distinct cationic (protonated ketone) and anionic species (acid anion). An equilibrium exists between the non-ionic 2,3-PD:HA and the ionic 2,3-PDH⁺:A⁻ pair, with HA and A⁻ respectively the acid and acid anion (see Scheme 2); a stronger acid will shift this equilibrium to the ionic pair. An analogue dependency of the acid-strength on the protonation of a carbonyl function was recently reported for the acid-catalysed transesterification of ethyl acetate, where proton transfer from the acid to the carbonyl function occurred to a much lesser extent when changing from a strong acid (sulfuric acid) to a weak acid (trifluoroacetic acid (TFAA)). It was shown that the charge separation between the cation and acid anion was reduced when reducing the strength of the acid catalyst.⁵³ An equilibrium reaction between a non-protonated and protonated carbonyl group was also proposed by Sato *et al.* in the alkylation of phenol with propionaldehyde in supercritical water.⁵⁴ The protonation of propionaldehyde, forming a 1-propanol cation, was enhanced by increasing the water density, *i.e.* by increasing the ionic character of the reaction medium. According to Sato *et al.*, the 1-propanol cation reacts with both the *ortho* and *para* positions of phenol, while propionaldehyde reacts selectively with the *ortho* position due to an interaction of the propionaldehyde carbonyl group with the hydroxyl group of phenol. A shift of the equilibrium towards the cation therefore increases the *para/ortho* alkylation ratio.⁵⁴



Scheme 2 Proposed mechanism for the condensation of 2,3-PD and phenol to 2,2-*p,p'*-diphenol-3-pentanone and 2,2-*o,p'*-diphenol-3-pentanone.

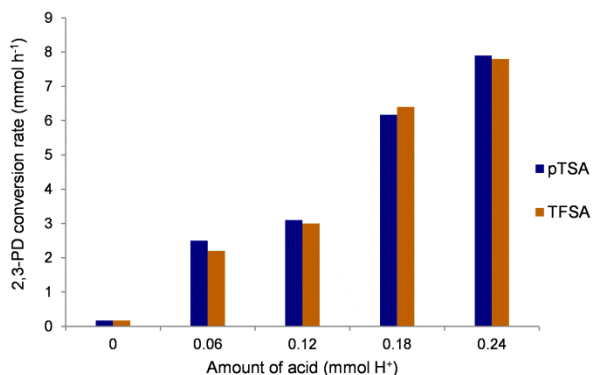


Fig. 6 2,3-PD conversion rate determined at 30-40% 2,3-PD conversion for different amounts of catalytic H⁺ for *p*TSA and TFSA. Reaction conditions: 3.4 mmol 2,3-PD, 10.2 mmol phenol, 60 °C.

Sartori *et al.* noticed that in the AlCl₃-catalysed alkylation of phenol with alkenes, reducing the protic acidity by adding potassium phenolate promoted the *ortho*-regioselective alkylation of phenol. They suggested that *para*-alkylation is characteristic for a charge-controlled process, in which a distinct cation and anion are formed, and that *ortho*-alkylation results from a H-bonding interaction between the phenol hydroxyl group and the alkene.⁵⁵ Based on these reports, it is now suggested that the ionic 2,3-PD:H⁺:A⁻ pair reacts preferentially with the *para*-position of phenol (indicated in blue in Scheme 2), while the nonionic 2,3-PD:HA pair selectively reacts with the *ortho*-position (indicated in red in Scheme 2) due to an interaction with the phenol hydroxyl group. Shifting the equilibrium towards the ionic pair by increasing the catalyst acid strength will thus increase the preference for *para*-condensation. This preference is only of importance in the first catalysed step since condensation with the second phenol addition is likely highly *para*-regioselective because of steric reasons.⁵⁶

To verify the dependency of the reaction rate on the acid concentration for a strong and weaker acid, the influence of the amount of acid on the 2,3-PD conversion rate was determined for respectively TFSA and *p*TSA (Fig. 6). Both acid catalysts

show a roughly linear relationship, indicating that the condensation reaction is first order in H⁺ concentration.

Interestingly, the trend in Fig. 5a may provide a practical tool to estimate the acid strength of other acid catalysts in solvent conditions, simply based on the experimental *p,p':o,p'* isomer ratio. For the acids in Table 1, sulfuric acid, SHPAOs, Dowex 50WX2 and Amberlyst 15 will have a pK_a (MeCN) value in the range of 7-10, while the value for Nafion NR50 will be in the range of 3-4 (corresponding to a *p,p':o,p'* isomer ratio of 60 at 55% 2,3-PD conversion). Although Nafion NR50 features similar chemical properties as TFSA and NFBSA, its acid strength is considerable lower. Solid acids like Nafion NR50 are known to be weaker acids than their soluble analogues.⁵⁷

3.4. Bisphenol properties and use as plasticiser

Finally, we have demonstrated the potential of these novel 2,3-PD based bisphenols as a plasticiser for polyethylene terephthalate (PET). PET has a high glass transition temperature ($T_g = 78$ °C) and is therefore a good benchmark polymer for plasticiser screening. Catalytic reactions were therefore performed on a larger scale with TFSA as catalyst to produce several grams of the novel bisphenols. Highly pure 2,3-PD-based bisphenols (4 g, 99% purity, as ascertained by NMR spectroscopy) were obtained through purification of the reaction mixture by water extraction and column chromatography. First the thermal stability of the bisphenols was determined by thermogravimetric analysis (TGA) (Fig. S8). The TGA results indicate that the novel bisphenols possess a significantly higher thermal stability under N₂ than BPA. For instance, the temperature of maximum weight loss is 240 °C, while it is measured at 272 °C for the new bisphenol mixture. Additionally, the melting point of the bisphenols, with BPA as a reference, was determined *via* differential scanning calorimetry (DSC). The bisphenols have a significantly lower melting temperature than BPA (136 °C *vs.* 158 °C), resulting in an easier processability of these compounds. For the plasticiser tests, PET pellets were grinded and physically mixed with a solution of plasticiser in dichloromethane. This slurry was magnetically stirred and dried overnight at 35 °C. Different

concentrations of the novel plasticiser were assessed (from 2 to 5 wt% in PET) and benchmarked against identically prepared BPA/PET mixtures and pure grinded PET (Fig. 7). The T_g of the mixtures was determined by DSC.

Fig. 7 illustrates a clear decrease of the T_g of PET for the 2,3-PD based bisphenolic plasticiser (BP(2,3-PD)), in the same order as that of the commonly used BPA reference. For instance, the T_g decreases 10 °C by adding 5 wt% of the plasticiser. These preliminary experiments demonstrate the potential of these new bisphenols for plasticising purposes. Further experiments are being carried out to examine the plasticising effect on rheological and mechanical polymer properties. Next to its use as polymer additive, the new bisphenols may have an equally large potential as monomers for renewable polycarbonates, especially when one considers the low temperature synthesis, the high thermal stability and the very high p,p' ratios.

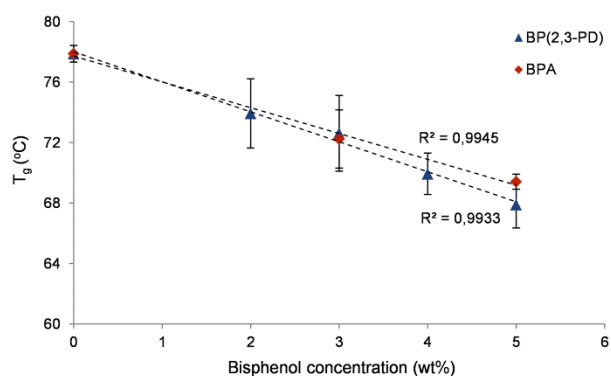


Fig. 7 Glass transition temperature (T_g) of the bisphenol/PET mixtures as a function of the concentration of bisphenol (BP(2,3-PD) or BPA). Error bars indicate the standard deviation from four independent measurements.

4. Conclusions

This contribution shows the synthesis of renewable bisphenols from lignocellulosic feedstock, exemplified by the acid-catalysed condensation reaction of phenol with 2,3-pentanedione, obtained from lactic acid. Condensation reactions of this 1,2-dione with phenol run exceptionally fast without the need of co-catalysts, when compared to their mono-ketone analogues. The regioselectivity towards the desired p,p' -isomer is high, especially in presence of strong acid catalysts. An ionic versus non-ionic mechanism, associated with the acid strength, is proposed to explain the high regioselectivity. Interestingly, the isomer ratios of the bisphenols are very high when compared to the ones obtained for mono-ketones, for which the addition of thiol co-catalysts is required.³⁸⁻⁴¹ The new bisphenol isomers show promising plasticiser properties (in PET), comparable to that of bisphenol A, but with a broader temperature process window. Following studies will focus on the use of the novel bisphenols in the synthesis of polymers like polycarbonates, polyesters and polyether ether ketones with a thorough investigation of their properties.

Acknowledgements

This work was performed in the framework of an IAP-PAI network from BELSPO (Federal Agency). W. S., S.-F. K., M. D. and S. V. d. V. acknowledge doctoral and postdoctoral fellowships from the Research Foundation – Flanders (FWO). F. Y. acknowledges a DBOF doctoral fellowship. Also the bilateral grant BIL08/09 is acknowledged for financial support. The authors are grateful to Karel Duerinckx for NMR measurements.

References

1. A. M. Nelson and T. E. Long, *Polym Int*, 2012, **61**, 1485-1491.
2. H. A. Meylemans, T. J. Groshens and B. G. Harvey, *ChemSusChem*, 2012, **5**, 206-210.
3. P. Czub, in *Handbook of Engineering and Speciality Thermoplastics*, John Wiley & Sons, Inc., 2011, pp. 221-269.
4. H. A. Wittcoff, B. G. Reuben and J. S. Plotkin, in *Industrial Organic Chemicals*, John Wiley & Sons, Inc., 2012, pp. 323-373.
5. B. S. Rubin, *J. Steroid Biochem. Mol. Biol.*, 2011, **127**, 27-34.
6. S. Van de Vyver, J. Geboers, S. Helsen, F. Yu, J. Thomas, M. Smet, W. Dehaen and B. F. Sels, *Chem. Commun.*, 2012, **48**, 3497-3499.
7. S. Van de Vyver, S. Helsen, J. Geboers, F. Yu, J. Thomas, M. Smet, W. Dehaen, Y. Roman-Leshkov, I. Hermans and B. F. Sels, *ACS Catal.*, 2012, **2**, 2700-2704.
8. Y. Guo, K. Li, X. Yu and J. H. Clark, *Appl. Catal., B*, 2008, **81**, 182-191.
9. Y. Guo, K. Li and J. H. Clark, *Green Chem.*, 2007, **9**, 839-841.
10. H.-F. Liu, F.-X. Zeng, L. Deng, B. Liao, H. Pang and Q.-X. Guo, *Green Chem.*, 2013, **15**, 81-84.
11. X. Yu, Y. Guo, K. Li, X. Yang, L. Xu, Y. Guo and J. Hu, *J. Mol. Catal. A: Chem.*, 2008, **290**, 44-53.
12. H. A. Meylemans, B. G. Harvey, J. T. Reams, A. J. Guenther, L. R. Cambrea, T. J. Groshens, L. C. Baldwin, M. D. Garrison and J. M. Mabry, *Biomacromolecules*, 2013, **14**, 771-780.
13. M. Dusselier, P. Van Wouwe, A. Dewaele, E. Makshina and B. F. Sels, *Energy Environ. Sci.*, 2013, **6**, 1415-1442.
14. F. de Clippel, M. Dusselier, R. Van Rompaey, P. Vanelderen, J. Dijkmans, E. Makshina, L. Giebeler, S. Oswald, G. V. Baron, J. F. M. Denayer, P. P. Pescarmona, P. A. Jacobs and B. F. Sels, *J. Am. Chem. Soc.*, 2012, **134**, 10089-10101.
15. L. Li, C. Stroobants, K. Lin, P. A. Jacobs, B. F. Sels and P. P. Pescarmona, *Green Chem.*, 2011, **13**, 1175-1181.
16. P. P. Pescarmona, K. P. F. Janssen, C. Delaet, C. Stroobants, K. Houthoofd, A. Philippaerts, C. De Jonghe, J. S. Paul, P. A. Jacobs and B. F. Sels, *Green Chem.*, 2010, **12**, 1083-1089.
17. C. Hammond, S. Conrad and I. Hermans, *Angew. Chem. Int. Ed.*, 2012, **51**, 11736-11739.
18. P. Y. Dapsens, C. Mondelli and J. Perez-Ramirez, *ChemSusChem*, 2013, **6**, 831-839.
19. Q. Guo, F. T. Fan, E. A. Pidko, W. N. P. van der Graaff, Z. C. Feng, C. Li and E. J. M. Hensen, *ChemSusChem*, 2013, **6**, 1352-1356.
20. M. S. Holm, S. Saravanamurugan and E. Taarning, *Science*, 2010, **328**, 602-605.

21. Y. Wang, W. Deng, B. Wang, Q. Zhang, X. Wan, Z. Tang, Y. Wang, C. Zhu, Z. Cao, G. Wang and H. Wan, *Nat. Commun.*, 2013, **4**.
22. F.-F. Wang, C.-L. Liu and W.-S. Dong, *Green Chem.*, 2013, **15**, 2091-2095.
23. G. C. Gunter, D. J. Miller and J. E. Jackson, *J. Catal.*, 1994, **148**, 252-260.
24. G. C. Gunter, R. H. Langford, J. E. Jackson and D. J. Miller, *Ind. Eng. Chem. Res.*, 1995, **34**, 974-980.
25. D. C. Wadley, M. S. Tam, P. B. Kokitkar, J. E. Jackson and D. J. Miller, *J. Catal.*, 1997, **165**, 162-171.
26. J. Zakzeski, P. C. A. Bruijninx, A. L. Jongerius and B. M. Weckhuysen, *Chem. Rev.*, 2010, **110**, 3552-3599.
27. P. Azadi, O. R. Inderwildi, R. Farnood and D. A. King, *Renew. Sust. Energy Rev.*, 2013, **21**, 506-523.
28. Q. Bu, H. Lei, S. Ren, L. Wang, Q. Zhang, J. Tang and R. Ruan, *Bioresour. Technol.*, 2012, **108**, 274-279.
29. Z. Ma, E. Troussard and J. A. van Bokhoven, *Appl. Catal., A*, 2012, **423**, 130-136.
30. G. E. Luckachan and C. K. S. Pillai, *J. Polym. Environ.*, 2011, **19**, 637-676.
31. M. Ike, M. Y. Chen, E. Danzl, K. Sei and M. Fujita, *Water Sci. Technol.*, 2006, **53**, 153-159.
32. R. W. Stahlhut, W. V. Welshons and S. H. Swan, *Environ. Health Perspect.*, 2009, **117**, 784-789.
33. D. Zalko, C. Jacques, H. Duplan, S. Bruel and E. Perdu, *Chemosphere*, 2011, **82**, 424-430.
34. H. Okada, T. Tokunaga, X. Liu, S. Takayanagi, A. Matsushima and Y. Shimohigashi, *Environ. Health Perspect.*, 2008, **116**, 32-38.
35. M. J. Cipullo, General Electric Company, EP0829464A2, 1998.
36. H. H. Szmant, *Organic Building Blocks of the Chemical Industry*, John Wiley & Sons, Inc., 1989.
37. E. J. Pressman, B. F. Johnson and S. J. Shafer, in *Advances in Polycarbonates*, American Chemical Society, 2005, vol. 898, ch. 3, pp. 22-38.
38. R. K. Zeidan, V. Dufaud and M. E. Davis, *J. Catal.*, 2006, **239**, 299-306.
39. V. Dufaud and M. E. Davis, *J. Am. Chem. Soc.*, 2003, **125**, 9403-9413.
40. E. L. Margelefsky, R. K. Zeidan, V. Dufaud and M. E. Davis, *J. Am. Chem. Soc.*, 2007, **129**, 13691-13697.
41. E. L. Margelefsky, A. Bendjeriou, R. K. Zeidan, V. Dufaud and M. E. Davis, *J. Am. Chem. Soc.*, 2008, **130**, 13442-13449.
42. E. L. Margelefsky, R. K. Zeidan and M. E. Davis, *Chem. Soc. Rev.*, 2008, **37**, 1118-1126.
43. M. A. Harmer and Q. Sun, *Appl. Catal., A*, 2001, **221**, 45-62.
44. A. Chakrabarti and M. M. Sharma, *Reactive Polymers*, 1993, **20**, 1-45.
45. R. B. Wesley and B. C. Gates, *J. Catal.*, 1974, **34**, 288-293.
46. M. Smet, K. Fu, X. Zhang, E. H. Schacht and W. Dehaen, *Macromol. Rapid Commun.*, 2005, **26**, 1458-1463.
47. S. Van de Vyver, J. Thomas, J. Geboers, S. Keyzer, M. Smet, W. Dehaen, P. A. Jacobs and B. F. Sels, *Energy Environ. Sci.*, 2011, **4**, 3601-3610.
48. E. Raamat, K. Kaupmees, G. Ovsjannikov, A. Trummal, A. Kuett, J. Saame, I. Koppel, I. Kaljurand, L. Lipping, T. Rodima, V. Pihl, I. A. Koppel and I. Leito, *J. Phys. Org. Chem.*, 2013, **26**, 162-170.
49. A. Kutt, I. Leito, I. Kaljurand, L. Soovali, V. M. Vlasov, L. M. Yagupolskii and I. A. Koppel, *J. Org. Chem.*, 2006, **71**, 2829-2838.
50. A. Kuett, T. Rodima, J. Saame, E. Raamat, V. Maemets, I. Kaljurand, I. A. Koppel, R. Y. Garlyauskayte, Y. L. Yagupolskii, L. M. Yagupolskii, E. Bernhardt, H. Willner and I. Leito, *J. Org. Chem.*, 2011, **76**, 391-395.
51. F. Eckert, I. Leito, I. Kaljurand, A. Kuett, A. Klamt and M. Diedenhofen, *J. Comp. Chem.*, 2009, **30**, 799-810.
52. S. Saito, S. I. Saito, T. Ohwada and K. Shudo, *Chem. Pharm. Bull.*, 1991, **39**, 2718-2720.
53. L. Reyes, I. Nicolas-Vazquez, N. Mora-Diez and J. Raul Alvarez-Idaboy, *J. Org. Chem.*, 2013, **78**, 2327-2335.
54. T. Sato, G. Sekiguchi, T. Adschiri, R. L. Smith and K. Arai, *Green Chem.*, 2002, **4**, 449-451.
55. G. Sartori, F. Bigi, R. Maggi and A. Arienti, *J. Chem. Soc., Perkin Trans. 1*, 1997, 257-260.
56. J. March, *Advanced Organic Chemistry: Reactions, Mechanisms, and Structure*, John Wiley & Sons, Inc., New York, 1992.
57. D. Farcasiu, A. Ghenciu, G. Marino and K. D. Rose, *J. Am. Chem. Soc.*, 1997, **119**, 11826-11831.