

JAAS

Accepted Manuscript



This is an *Accepted Manuscript*, which has been through the Royal Society of Chemistry peer review process and has been accepted for publication.

Accepted Manuscripts are published online shortly after acceptance, before technical editing, formatting and proof reading. Using this free service, authors can make their results available to the community, in citable form, before we publish the edited article. We will replace this *Accepted Manuscript* with the edited and formatted *Advance Article* as soon as it is available.

You can find more information about *Accepted Manuscripts* in the [Information for Authors](#).

Please note that technical editing may introduce minor changes to the text and/or graphics, which may alter content. The journal's standard [Terms & Conditions](#) and the [Ethical guidelines](#) still apply. In no event shall the Royal Society of Chemistry be held responsible for any errors or omissions in this *Accepted Manuscript* or any consequences arising from the use of any information it contains.

LA-ICP-MS Pb-U dating of young zircons from the Kos-Nisyros volcanic centre, SE Aegean arc.

M. Guillong,^a A. von Quadt,^a S. Sakata,^b I. Peytcheva^a and O. Bachmann^a

Cite this: DOI: 10.1039/x0xx00000x

Received 10th January 2014,
Accepted 00th January 2014

DOI: 10.1039/x0xx00000x

www.rsc.org/

Zircon Pb-U dating has become a key technique for answering many important questions in geosciences. This paper describes a new LA-ICP-MS approach. We show, using previously dated samples of a large quaternary rhyolitic eruption in the Kos-Nisyros volcanic centre (the 161 ka Kos Plateau Tuff) that the precision of our LA-ICP-MS method is as good as via SHRIMP, while ID-TIMS measurements confirm the accuracy. Gradational age distribution over >140 ka of the Kos zircons and the near-absence of inherited cores indicate near-continuous crystallisation in a growing magma reservoir with little input from wall rocks. Previously undated silicic eruptions from Nisyros volcano (Lower Pumice, Nikia Flow, Upper Pumice), which are stratigraphically constrained to have happened after the Kos Plateau Tuff, are dated to be younger than respectively 124 ± 35 ka, 111 ± 42 ka and 70 ± 24 ka. Samples younger than 1 Ma were corrected for initial thorium disequilibrium using a new formula that also accounts for disequilibrium in ^{230}Th decay.

Introduction

Laser ablation inductively coupled plasma mass spectrometry (LA-ICP-MS) is a relatively cheap and fast method to obtain age information from zircons¹. Recent improvements in instrumentation and methods²⁻⁵, standard reference materials⁶⁻⁹, and data processing¹⁰⁻¹² have made this method very popular¹³⁻¹⁶. Better understanding of elemental fractionation processes¹⁷⁻¹⁹, which previously were a limitation on accuracy, has produced improved results¹¹. Alternative methods, like sensitive high resolution ion microprobe (SHRIMP) and isotope dilution thermal ionisation mass spectrometry (ID-TIMS), still benefit respectively, from lower sample consumption and better precision and accuracy, but are more expensive and slower than LA-ICP-MS, limiting the amount of samples that can be analysed for a given project.

Due to the complexity^{17, 18} of LA-ICP-MS for U-Pb zircon dating, the method requires care and results must be validated. However, it can now be shown that it is possible to generate accurate results with a good precision over extended periods of time using matrix matched standard reference materials and secondary standards^{4, 6, 7, 9, 14, 19-21}.

As dating techniques improve, young samples are of increasing interest; they allow (1) improved stratigraphic constraints on active volcanoes, (2) investigating magma chamber processes that occur over timescales less than a few 100 kyr, and (3) inter-comparison of different dating methods at high resolution. The analysis of young zircons in the range of 50 ky to 10 Ma is challenging due to low radiogenic Pb content, problems with common Pb contamination and the necessity to correct for initial Th disequilibrium²². However, new results presented in this paper on young zircons (in the range of 50 to 500 ka) from the Kos-Nisyros volcanic centre (Aegean arc) show that we can reproduce SHRIMP precision and accuracy, while analysing a

lot more zircons with relative ease. We also show that the LA-ICP-MS technique can provide a powerful means of finding the youngest zircon within a population to estimate the eruption age of silicic units that would not be easily dateable otherwise. We stress, however, that this youngest zircon within a population can still be much older than the true eruption age.

Samples

Five samples from the active Kos-Nisyros volcanic center (Eastern Aegean Arc) were chosen for this study (KPT04-24, KPT04-36, NS07, NS24 NISP2(1), Table 1). The two samples from the Kos Plateau Tuff ($a > 60$ km³ rhyolite ignimbrite, erupted at 161 ± 1 ka²³, KPT04-24, KPT04-36), studied petrologically²⁴ and already dated by SHRIMP²⁴, were used to compare the LA-ICP-MS results to those from the SHRIMP and ID-TIMS. The last three samples (NS07, NS24, NISP2(1)) are from (1) the Lower Pumice (NISP2(1)) (2) The Nikia Flow (NS24), and (3) the Upper Pumice (NS07), all erupted on Nisyros Island²⁵ after the Kos Plateau Tuff. However, at present, these rhyo-dacitic to rhyolitic units, all with volumes of a few km³, are poorly-dated²⁶ to undated. As the youngest of tens of Pb-U zircon analyses typically overlap with the Ar/Ar ages when both methods have been applied^{27, 28}, we used the youngest zircons to give an estimate of the maximum eruption age.

Instrumentation

The LA-ICP-MS system used for this work was a Resonetics Resolution 155 laser ablation system coupled to a Thermo Element XR Sector-field ICP-MS. The LA system is equipped with some improvements compared to similar systems previously described^{3, 29-31}. The design of the 2 volume constant geometry ablation cell has changed: the stage movement

mechanism is now within the larger volume ablation cell making the ball joint and arm that moves through the ball joint in and out redundant. Cell volume and gas flow thus remain truly constant while moving the samples in the sample holder. The small volume ablation cell (funnel) is fixed on the large cell and the Argon make up gas is mixed to the Helium aerosol within the funnel, decreasing the effective ablation volume where the ablated material is dispersed to less than 1 cm³. This improves the wash out and decreases the transport time from ablation cell to ICP. The sample holder can take up to 15 one inch mounts. Due to the implementation of a z-stage, small changes in the height of a sample relative to the objective can be corrected. A back lash correction is implemented in the Geostar software that controls the stage movement pushing the precision and reproducibility of the stage in the range of 3 micrometres. The only drawback compared to the original HelEx^{3, 29-31} ablation cell is a longer purge process to remove the air after sample exchange (15 min.). Parameters of the system are summarized in Table 2 following the guidelines presented by the Earthtime initiative³². The laser-ablated aerosols are introduced into a Thermo element XR mass

spectrometer. Coupled to the LA system, the spectrometer is used in the fast scan mode with 5 pre-scans. A separate set of cones is used for zircon analysis to minimize cross contamination. A jet-sampling cone in combination with an H skimmer cone is used for best sensitivity with the guard electrode off. Neither N₂ nor H₂ addition³³ generally enhanced sensitivity with or without the use of the guard electrode with this ICP-MS. Instrument parameters are daily optimized after instrument warm up, and for quality control the sensitivity of selected elements as well as the signal stability and the gas blank intensities for most masses are recorded. The instrument is optimized ablating NIST 612 with a 43-micron crater at 10 Hz and 3.5 J/cm² energy density in scanning mode (3 μm/s). Typical sensitivity for ²³⁸U is 1.5M cps. Typical gas blank levels are 0-3 CPS for ²³⁸U, 5-10 cps for ²⁰⁶Pb and 2000-3000 cps for ²⁰²Hg although all gases pass a mercury trap. ID-TIMS measurements of 7 zircons from Kos Plateau Tuff were performed on a Thermo Triton instrument. Details of the instrument settings and the method can be found elsewhere.³⁴

Table 2: LA-ICP-MS Instrumentation

Laboratory & Sample Preparation	
Laboratory name	Dept. of Earth Science, ETH Zurich
Sample type/mineral	Zircons
Sample preparation	Conventional mineral separation, 1 inch resin mount, 1μm polish to finish
Laser ablation system	
Make, Model & type	Resonetics Resolution 155
Ablation cell & volume	Laurin Technics 155, constant geometry, aerosol dispersion volume < 1 cm ³
Laser wavelength	193 nm
Pulse width	25 ns
Energy density / Fluence	~ 2.0 Jcm ⁻²
Repetition rate	5 Hz
Spot size	30 μm
Ablation rate	~ 75 nm pulse ⁻¹
Sampling mode / pattern	Single hole drilling, 5 cleaning pulses
Carrier gas and flow	100% He, 0.7 l/min
Ablation duration	40 seconds
ICP-MS Instrument	
Make, Model & type	Thermo Element XR SF-ICP-MS
Sample introduction	Ablation aerosol only, squid aerosol homogenisation device
RF power	1500W
Make-up gas flow	~ 0.95 l/min Ar (gas mixed to He carrier inside ablation cell funnel)
Detection system	Single detector triple mode SEM, analog, Faraday
Masses measured	202, 204, 206, 207, 208, 232, 235, 238 amu
Integration time per peak	12 ms (masses 202, 204), 20 ms (masses 208, 232, 235, 238), 40 ms (masses 206, 207)
Total integration time per reading	0.202 seconds
Dead time (ns)	8 ns
Typical oxide rate (ThO/Th)	0.18%
Typical doubly charged rate (Ba ⁺⁺ /Ba ⁺)	3.5%
Data Processing	
Gas blank	10 second prior to each ablation spot
Calibration strategy	GJ-1 used as primary reference material, Plesovice, 91500 & Temora used as secondary's for quality control
Reference Material information	GJ-1 ²⁰⁶ Pb/ ²³⁸ U 0.09761 ± 0.0002 (Wtd mean of TIMS analysis) ³⁵
Data processing package used	Iolite 2.5 with VizualAge
Mass discrimination	Mass bias correction for all ratios normalized to primary reference material
Common-Pb correction	No common-Pb correction applied
Uncertainty level & propagation	Ages are quoted at 2 SE absolute, propagation is by quadratic addition. Reproducibility of reference material uncertainty is propagated. ¹⁰
Quality control / Validation	Plesovice: Wtd. ave. ²⁰⁶ Pb/ ²³⁸ U age = 338.3 ± 1.7 (2 SE, MSWD = 3.1, n=16 in 3 sessions), Temora: Wtd ave. ²⁰⁶ Pb/ ²³⁸ U age = 421.6 ± 2.0 (2 SE, MSWD = 3.4, n=18 in 3 sessions), 91500: Wtd ave. ²⁰⁶ Pb/ ²³⁸ U age = 1064.8 ± 3.3 (2 SE, MSWD = 0.44, n=8 in 1 session)
Th disequilibrium correction and error propagation	²⁰⁶ Pb/ ²³⁸ U ages of the samples were corrected using equation (3). Errors from (206/238) measured, f _(Th/U) , λ ₂₃₈ (1.55125 * 10 ⁻¹⁰ , 0.11% 2σ) ³⁶ , and λ ₂₃₀ (9.17055 * 10 ⁻⁰⁶ , 0.15% 2σ) ³⁷ are propagated.

Table 1: Samples, Th/U magma, Th/U Zircons:

Sample	Coordinates	Th/U magma \pm 2SE (30%) ¹	Source ²	Th/U zircons \pm 2SE	f(Th/U) \pm 2SE
NS07	N 36°36.728 E 27°09.407	4.0 \pm 0.1 (1.2)	WR analysis	0.95 \pm 0.11	0.236 \pm 0.028
NS24	N 36°34.630 E 27°10.560	3.85 \pm 0.43 (1.15)	WR analysis (= NISP2)	0.89 \pm 0.16	0.231 \pm 0.041
NISP2(1)	N 36°36.986 E 27°09.814	3.85 \pm 0.43 (1.15)	WR analysis	0.95 \pm 0.22	0.246 \pm 0.057
KPT04-36	N 36°46.097 E 27°06.990	3.3 \pm 0.3 (1)	WR analysis	0.83 \pm 0.18	0.252 \pm 0.056
KPT04-24	N 36°57.791 E 26°57.294	3.3 \pm 0.3 (1)	WR analysis	0.59 \pm 0.05	0.181 \pm 0.016

¹ Analytical uncertainty: For disequilibrium correction a minimum of 30% uncertainty is assumed for error propagation. ²WR = whole rock analysis.

Methods

All samples were mounted in 1 inch epoxy mounts, polished and prior to analysis, cathode luminescence (CL) images were acquired to identify possible inherited cores. Laser analysis spots on the zircon grains were programmed using the Geostar software with a precision of 3 microns in the x and y direction. Each spot consists of: 1. Movement of the stage to the location. 2. Surface cleaning with 5 laser pulses 3. Wash out of the aerosol from cleaning during 17 seconds. 4. Triggering the ICP-MS to start the next measurement 5. Acquire gas blank signal for 10 seconds. 6. Ablating the sample for 40 seconds (30 micron crater, 5Hz repetition rate, 2 J/cm² energy density). The primary standard reference sample GJ-1 is measured 3 times at the beginning and end of each sequence and also 3 times after 15-20 samples. Total numbers of primary SRM were >15. Between the primary SRM measurements at least 2 secondary SRM (Plesovice, Temora, 91500) were included for quality control. Raw data was imported into Iolite^{10, 11} and with the use of the VizualAge¹² data reduction scheme reduced to obtain ages and ratios corrected for instrumental drift and down hole fractionation. Downhole fractionation was found to be very similar between SRM, secondary SRM and the samples.

Zircon ages can be corrected for common Pb contamination using different methods. The most commonly used approach is via measuring ²⁰⁴Pb and using common Pb isotope ratios to subtract the common Pb component from the radiogenic Pb isotopes. It is also widely used to calculate the intercept of the measured ratios with the concordia curve assuming a common Pb composition³⁸ or applying the routine proposed by Andersen³⁹. These common Pb corrections were considered, but due to the very low 204 counts and the isobaric interference from ²⁰⁴Hg, it was not possible to measure the ²⁰⁴Pb counts with sufficient precision. The ²⁰⁷Pb signal was also very low and therefore not precise enough to reliably correct for common Pb. All age results presented in this work are therefore not common Pb corrected. With the help of VizualAge and a live Concordia diagram common Pb contaminated signals are easily recognised as a shift of the data point ellipse away from the Concordia towards common Pb composition as shown in figures ESI 1-7. Integration intervals are, where possible, set to exclude any common Pb. As few as 1 analysis (KPT samples) to up to 50% of analyses (NS07) with remaining common Pb were discarded based on live Concordia diagrams and the offset to the Concordia as is shown for all samples in the electronic supplementary information, Figures ESI 1-7. These Concordia plots show results prior to the Th disequilibrium correction, and are therefore expected to be discordant⁴⁰. Although all masses

were measured, only the ²⁰⁶Pb/²³⁸U age is considered precise and accurate enough. The other ratios (²⁰⁷Pb/²³⁵U, ²⁰⁸Pb/²³²Th and ²⁰⁷Pb/²⁰⁶Pb) could not be measured with sufficient precision and accuracy, partly due to the influence of common Pb on these ratios and the low abundance in such young zircons.

Thorium disequilibrium correction

The U/Pb age of zircons can be calculated using the following equation, originally suggested by Schärer (1984)²².

$$\frac{{}^{206}\text{Pb}}{{}^{238}\text{U}} = (e^{\lambda_{238}t} - 1) + \frac{\lambda_{238}}{\lambda_{230}} (f_{\text{Th/U}} - 1) \quad (1)$$

As zircon grows from a melt, Th gets fractionated from U, imparting a disequilibrium in ²³⁰Th (an intermediate product in the ²³⁸U decay series) that has to be corrected to get an accurate age. The initial Th disequilibrium correction has been described in detail in several papers^{22, 40-43}. This fractionation is described by $f_{(\text{Th/U})}$ (equation 2) that needs to be determined.

$$f_{\text{Th/U}} = \left(\frac{(\text{Th/U})_{\text{zircon}}}{(\text{Th/U})_{\text{magma}}} \right) \quad (2)$$

There are several approaches to quantify the fractionation factor $f_{(\text{Th/U})}$. With LA-ICP-MS and SHRIMP, the Th/U in the mineral is directly measured. Th/U in the magma is typically considered as a constant and can be estimated by whole rock or volcanic glass analysis. However, the assumption of a homogeneous magma with constant Th/U is questionable. Instead of assuming a constant Th/U in the magma, it is possible to assume a constant fractionation and variations in Th/U in the magma. An investigation of these two approaches⁴³ found larger scatter in the data using the constant fractionation compared to the constant magma value. A constant magma value implies varying fractionation, while a constant fractionation would imply variations in the Th/U ratio within the magma. Reality might be in-between and the assumption of a constant Th/U in the magma was weighted more⁴³ and this approach was also used in this work. The uncertainty on Th/U in the magma was found to be 14% estimated from isotope dilution Th/U measurements⁴³. Another approach to overcome the problem of unknown Th/U in the magma uses the difference between the measured ²⁰⁸Pb/²³²Th age which is not affected by disequilibrium and the ²⁰⁶Pb/²³⁸U age to get $f_{(\text{Th/U})}$ ⁴⁴. Our data did not allow this approach as the ²⁰⁸Pb/²³²Th age has too high uncertainty and variability possibly due to common Pb contamination.

The influence on the corrected age of changing the Th/U values in the magma from 2 to 4 has been found to be 1.4% for 1 Ma old zircons, decreasing for older zircons⁴⁰. This is a problem for high precision TIMS dating with uncertainties of 0.1% but not for LA-ICP-MS where the uncertainty for such young samples is ~ 1-10%. The typical Th disequilibrium correction for zircons is in the range of 50 to 110 ka.⁴¹ The correction usually is accurate to ± 15 ka due to the above mentioned uncertainties in the Th/U ratio determination in the magma⁴¹.

The growth of the ²⁰⁶Pb/²³⁸U ratio can be calculated correctly with this equation (1) only after ²³⁰Th reaches radioactive

$$\frac{{}^{206}\text{Pb}}{{}^{238}\text{U}} = (e^{\lambda_{238} t} - 1) + \frac{\lambda_{238}}{\lambda_{230}} \left(f_{\text{Th}} - 1 \right) (1 - e^{-\lambda_{230} t}) e^{\lambda_{238} t} \quad (3)$$

As the ages measured in this work are between 70 ka and 400 ka, equation 3 was used to get accurate results. A comparison of ages determined using both equations is discussed below. Th/U whole rock data available on the Kos Plateau Tuff is limited and the precision based on few samples and bulk chemistry analysis is likely overestimating the uncertainty on

equilibrium. This equation does not accurately correct when ²³⁰Th is still in disequilibrium which is the case up to about 300 ka. In fact, the isotopic growth curve defined from equation (1) does not pass the origin point when t = 0 and ²⁰⁶Pb = 0. Therefore, for the chronology of the zircon crystals with ages below 1 Ma, a more accurate correction must be applied as shown in equation (3). The initial assumptions and the derivation of equation (3) can be found in the electronic supplementary information and in Sakata et al. 2013⁴⁴.

the Th/U in the magma itself. Therefore we assume an uncertainty on the Th/U in the magma of 30% and propagated this uncertainty to the corrected age.

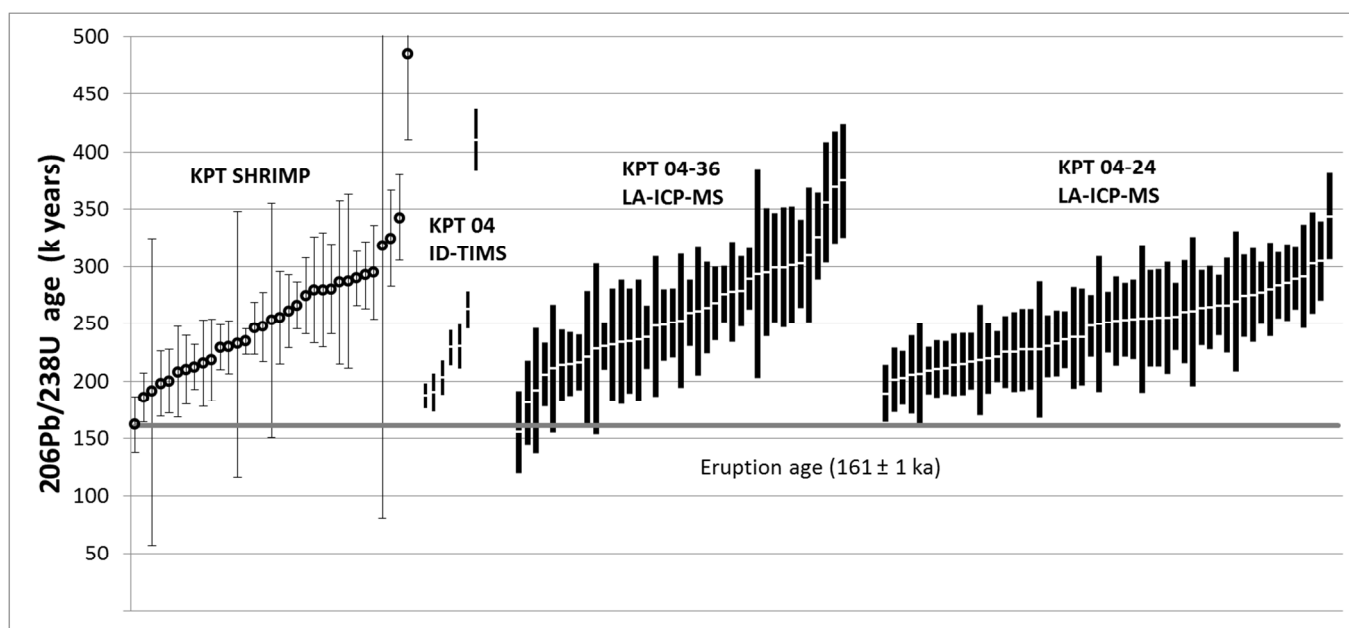


Figure 1 ²⁰⁶Pb/²³⁸U age results for SHRIMP²⁷ (narrow error bars), ID-TIMS (medium error bars,) and LA-ICP-MS (wide error bars) for Kos Plateau Tuff samples including 2 standard errors. Only LA-ICP-MS and ID-TIMS results have the errors from the Th disequilibrium correction propagated. 2 old cores found with LA-ICP MS and integrations with common Pb are not plotted.

Results

Only ²⁰⁶Pb/²³⁸U ages are considered for the interpretation of the young samples from Kos and Nisyros, because of the low intensities of ²⁰⁷Pb and ²⁰⁸Pb and the larger influence from small amounts of common Pb on the ²⁰⁸Pb/²³²Th and ²⁰⁷Pb/²³⁵U ages. The accuracy of the method in general is shown using secondary standards. Unfortunately no suitable young secondary SRM was available at the time of measurements. Resulting ages are compared with accepted (ID-TIMS) ages. All three secondary standards (Plesovice: Measured 338.3 ± 1.7 Ma ref: 337.13 ± 0.37 ma⁸, Temora: 421.6 ± 2.0 Ma ref: 416.8 ± 1.1 ma⁴⁵, 91500: 1064.8 ± 3.3 Ma ref: 1065 ± 2 ma⁴⁶) agree reasonably well with ID-TIMS reference values. Precision of

these secondary SRM's was found to be between 0.5% and 1%, 2 standard error for 8-18 replicate analyses and about 1% (2 SE) on individual point analysis. The MSWDs obtained for the secondary standards (Table 1) are as high as 3.4 which could either be due to standard heterogeneity or an overestimated precision. All data can be found in the electronic supplementary information following the guidelines suggested by the Earthtime initiative³².

The approach of using an old SRM to quantify these very young zircons might be affected by small differences in the ablation behaviour between the SRM and the samples, especially the downhole fractionation. Parameters that can have and influence include the amount of radiation damage, trace element composition, transparency, crystal orientation and carrier gas composition and are currently under investigation

and discussion.^{47, 48} The individual contributions to the uncertainty on the final age were calculated. The most important one (~65 % of the total error) is the uncertainty from the measured $^{206}\text{Pb}/^{238}\text{U}$ ratio. The remaining 35% comes in approximately even parts from the uncertainty on the decay constants λ_{232} and λ_{238} and the uncertainty of the fractionation factor $f_{(\text{Th/U})}$.

The comparison between age data acquired with LA-ICP-MS in this study with the published data using SHRIMP²⁷ shows a remarkable agreement. Zircon ages cover the same range between the eruption age of 161 ka ($^{40}\text{Ar}/^{39}\text{Ar}$ sanidine dating²³) and approximately 350 ka (Figure 1), with very similar uncertainties (although errors on Th-corrections were not propagated in the SHRIMP results²⁷). Ages are evenly distributed in this range, with no major gaps in crystallization that can be seen within the precision of the method (Figures ESI 8 and 9). It reinforces previous interpretations that zircons have been crystallizing over an extended period of time (> 140 ka), recording the growth and maturation of the silicic magma reservoir in the upper crust²⁷. Based on the precision we obtain, it is not possible to distinguish between several discrete crystallisation events and a real continuous crystallisation in the given time frame.

ID-TIMS measurements on 7 selected grains (Table ESI 2) show again a remarkably overlap with SHRIMP and LA-ICP-MS ages. The age of 6 grains falls well within the range of all SHRIMP and LA-ICP-MS data. One zircon with an age of 410 ± 27 ka can be treated as outlier. The distribution of ID-TIMS ages from 187 ± 15 ka to 262 ± 16 ka support both the accuracy of the LA-ICP-MS measurements and the interpretation of zircon crystallization over an extended time. All details on the ID-TIMS method and measurements is given in von Quadt et al 2014.³⁴

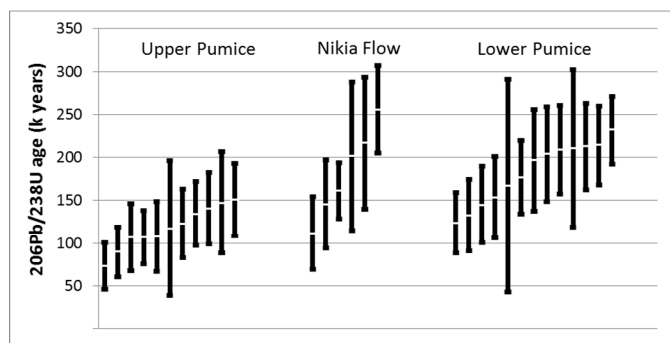


Figure 2: U-Pb age results for Nisyros samples including 2SE. Eruption age for these units are assumed to be at the youngest zircon age or younger.

Although no old grains were found using SHRIMP, two inherited cores stand out in the LA-ICP-MS analyses. Precise ages on those cores cannot be given, as they are a mixture of young overgrowth and old core, but they are very old, with ages in the range of 1 to 2 Ga (see ESI, Table 1). In general, LA-ICP-MS is much more sensitive in finding inherited cores as LA removes about 10 times more material per analysis than SHRIMP (crater depth for LA is 10-15 microns while SHRIMP craters are only 1-2 microns deep).

As our LA-ICP-MS method has shown its high degree of accuracy and precision especially in comparison to ID-TIMS data, we dated 3 younger, hitherto undated samples from the nearby Nisyros volcano. Using the youngest zircons as the best estimate of the eruption age, results yield (1) 124 ± 35 ka for the Lower Pumice (NISP2(1)), (2) 111 ± 42 ka for Nikia Flow

(NS24), and 70 ± 24 ka for Upper Pumice (NS07) as shown in Figure 2. All errors are given as 2 SE. Only a limited number of zircons could be separated from these samples, especially NS24, as they may have been zircon-undersaturated prior to eruption^{25, 26, 49}. By analysing more zircon grains from these samples it is likely that the spread increases, therefore the youngest zircon found can only be interpreted as maximum ages.

Impact of data reduction on final age

We investigated the effects of data reduction on final ages. The selection of integration intervals in U/Pb dating appears to be a critical aspect of the data reduction process. Modern data reduction software can give instant feedback on the resulting age while selecting integration intervals. These instant feedback tools can be used to recognize heterogeneities, inclusions and inherited cores when drilling with the laser through a zircon grain. Figure 3 provides an example of such a procedure (with full data set in the electronic supplementary information). The ablation consisted of two parts: the first integration of 10 seconds has a resulting age of 210 ± 31 ka with a corresponding Th/U ratio of 0.440 ± 0.003 , while the second integration interval is 260 ± 29 ka old with a Th/U ratio of 0.93 ± 0.03 . Based on the variable Th/U ratio, we assume that this zircon grain was growing over an extended period, during which the composition and/or the fractionation $f_{(\text{Th/U})}$ changed. Several zircon grains showed similar characteristics, and were similarly treated in the data reduction process. All ages that do not show enhanced common Pb were taken into account for figures 1 and 2 and are listed in the electronic supplementary information with a comment. As a detailed and general description of a data reduction protocol may have to be adjusted to each sample, method, instrumentation and software used, it is beyond the focus of this work.

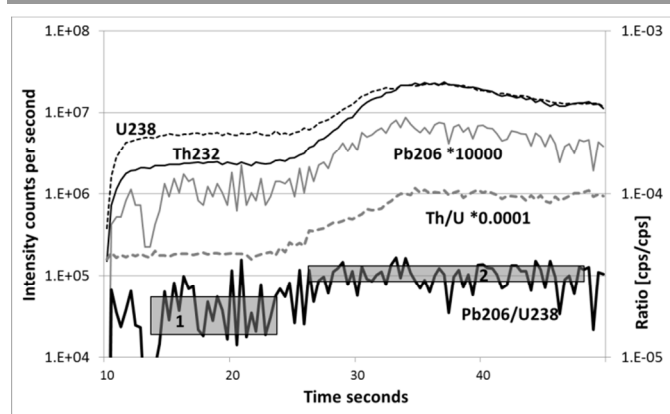


Figure 3: LA-ICP-MS signal of a single zircon grain ablation showing variable U, Th intensities and Th/U and $^{206}\text{Pb}/^{238}\text{U}$ ratios when drilling into the sample. It is important to set integration intervals carefully and correctly. Th/U ratio changes between integration intervals from 0.44 to 0.93 while the corrected $^{206}\text{Pb}/^{238}\text{U}$ age changes from 210 ka to 260 ka. It is interpreted that this zircon has seen 2 crystallization periods in the magma chamber.

The different Th disequilibrium corrections (equations 1 and 3) also have a significant impact on the final age for young samples. Using sample NS07, we show that the higher the measured Th/U, the less is the correction (Figure 4). The correction is as previously reported in the range of 70-110 ka⁴¹ towards older age compared with the uncorrected age. For ages above 300 ka, the correction model of either equation (1) or equation (3) has limited influence on the final age. For ages

younger than 300 ka, the correction model becomes important. A zircon with an age as young as 70 ka calculated using equation (3), is more than 50% older (110 ka) when using equation (1), which is outside the error bar in that case.

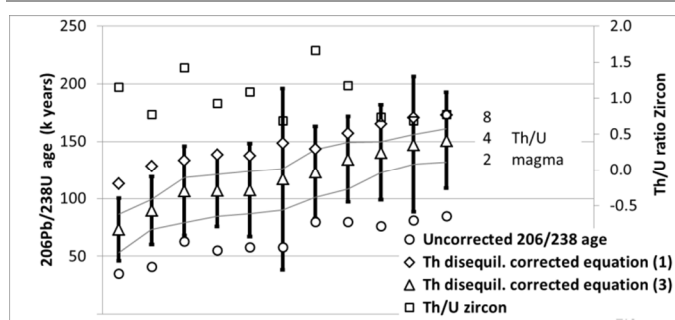


Figure 4: Influence of the initial Th disequilibrium correction model on the final age of sample NS 07 in comparison with the uncorrected age and the Th/U ratio. The younger the zircons, the larger are the differences between the two correction models. Grey lines show the age range when the Th/U ratio in the magma changes from 2 to 8. Th/U = 4 was measured in whole rock for this sample.

The Th/U ratio in the magma measured by whole rock data or assumed, influences in a limited way the final age as was investigated and is shown in Figure 4. The grey lines represent the corrected ages using two different Th/U ratios for the magma. The measured Th/U ratio was found to be 4 for this sample (whole rock analysis, table 1). Changing the Th/U in the magma to either 8 or 2, instead of 4, changes the corrected age by about +10 or -20 ka respectively, which is always within the uncertainty. As the variation of Th/U in the zircons is lower than a factor 4, all corrected ages assuming a constant fractionation factor $f_{(Th/U)}$ and varying Th/U ratios in the magma would fall between the two grey lines. Based on these findings, the method including the Th disequilibrium correction gives accurate results for the LA-ICPMS technique. However, more precise and accurate Th/U ratios in the magma are needed for high precision ID-TIMS dating. A possibility might be analysing melt inclusions in zircons that represent the local magma composition and fractionation factors can be determined for individual zircons.

Conclusions

This work shows that the in-situ LA-ICP-MS method is well suited to date zircons as young as 50 ka. Applying our improved initial thorium disequilibrium correction, results are accurate based on comparison between three different methods: SHRIMP, ID-TIMS and LA-ICP-MS applied to zircons from KPT. Precision of ages acquired via LA-ICP-MS for zircons in the range of 70 ka - 500 ka is comparable with data collected with SHRIMP. ID-TIMS results for such young zircons are a factor of 2-3 more precise. We stress, however, that as more material is consumed with LA-ICP-MS, much more information is acquired which obviously can also be a drawback when analyses of very small features like thin rims are required. In addition, running costs are low, and hundreds of zircons can easily be analysed per day. The limiting step becomes sample preparation as well as data reduction and interpretation of the results after analysis. Due to the large sample consumption (about 75 nm per laser pulse), zircons with inclusions not detected by CL images can lead to common Pb contamination. Hence, we recommend, when possible, to

measure additional elements (^{31}P , ^{27}Al , ^{56}Fe) to recognize the presence of these inclusions.

To further improve the method, a reliable common Pb correction is necessary. Possibilities include better detection of ^{207}Pb and the $^{207}Pb/^{206}Pb$ ratio by increasing repetition rate and/or crater size and increasing the dwell time on mass 207, keeping ^{238}U in the pulse counting mode to avoid detector cross calibration problems. Due to the low count rate on Pb isotopes, a bias in calculated ratios is possible as the mean-of-ratios can be different from the ratio-of-means. A simple comparison between the two calculations showed a bias of the $^{206}Pb/^{238}U$ ratio smaller than 3% for sample NS07 well below the precision of these measurements and without down-hole fractionation correction.

Th disequilibrium correction is essential for zircons younger than 10 Ma and the improved equation (3) should be used for zircons younger 0.5 Ma. The influence from the uncertainty of the $f_{(Th/U)}$ is relatively small in comparison to the overall uncertainty for analysis with LA-ICP-MS. Nevertheless errors from the correction should be propagated.

The evenly spread age distribution of the Kos Plateau Tuff samples (from 320 ka to 180 ka) is interpreted as recording near-continuous crystallisation of zircons in a persistent magma chamber. A Probability density plot (Figure ESI 8) does not show a normal distribution of the KPT ages that would be expected from a sharp single crystallisation age. Therefore the calculation of a weighted mean of all the 132 zircons from all 3 techniques (SHRIMP, ID-TIMS and LA-ICP-MS, figure ESI 9) is meaningless in this case, as it results in an weighted mean age of 238.3 ± 7.1 ka with a MSWD of 7.8 (see also previous discussion⁵⁰).

The fact that only 2 inherited cores were found, despite the very large number of analyses, suggests that the silicic magma reservoir was mostly isolated from its upper crustal wall rocks. Such a near closed-system fractionation is confirmed by the unradiogenic isotopic ratios of the Kos Plateau Tuff^{25, 27, 51} and is consistent with thermal models of upper crustal reservoirs that interacted in a limited way with their wall rocks^{27, 50, 52, 53}. The fact that only very few zircons were found with ages in the range of 20 ka before eruption is also consistent with the interpretation that the magma was rejuvenated prior to eruption by fresh recharge²⁴, reducing the growth and even causing resorption of zircons.

The ages of the youngest zircons found in the Nisyros samples agree with previously-determined stratigraphy^{25, 54} and provide the first direct geochronological estimates of the eruption ages for the following three deposits: (1) Lower Pumice, (2) Nikia Flow, and (3) Upper Pumice. We stress that these are *maximum* ages, as they may all be zircon-undersaturated prior to eruption²⁶. It demonstrate that the Kos-Nisyros system took at least several tens of thousands of years (from 160 ka, eruption of KPT to ~ 120 -130 ka, maximum eruption age of the lower Pumices on Nisyros)) to generate another explosive silicic eruption after the caldera-forming Kos Plateau Tuff. All three units also display an extended range of zircon ages, suggesting similar crystal recycling as observed for the Kos Plateau Tuff²⁷ and many other eruptions (e.g., see reviews by Costa, 2008 and Simon et al., 2008)^{41, 55}. A comparison between zircons with and without chemical abrasion using LA-ICP-MS are ongoing projects with the Kos Plateau Tuff and related units³⁴.

Acknowledgements

We like to thank Tilman Jeske for the preparation of the Nisyros samples. Critical reading by Ben Ellis helped to

improve the manuscript. Comments especially on the common Pb correction by two unknown referees further improve the work. This work was in part supported by Swiss SNF grant 200021_146268 (to OB).

Notes and references

^a Department of Earth Sciences, ETH Zurich, 8092 Zurich, Switzerland.

^b Department of Geology and Mineralogy, Kyoto University, Kyoto 606-8502, Japan

Electronic Supplementary Information (ESI) available: [Table with all results of LA-ICP-MS and ID-TIMS analyses, Figures ESI 1-9, Derivation of the Th disequilibrium correction]. See DOI: 10.1039/b000000x/

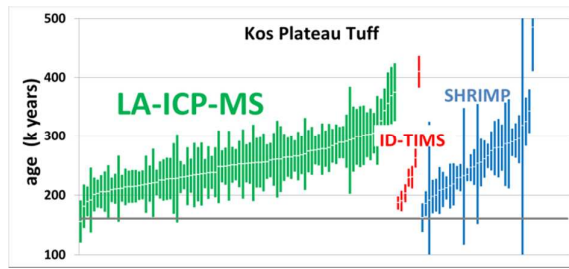
- B. J. Fryer, S. E. Jackson and H. P. Longerich, *Chemical Geology*, 1993, **109**, 1-8. DOI: 10.1016/0009-2541(93)90058-q.
- S. Johnston, G. Gehrels, V. Valencia and J. Ruiz, *Chemical Geology*, 2009, **259**, 218-229. DOI: 10.1016/j.chemgeo.2008.11.004.
- W. Muller, M. Shelley, P. Miller and S. Broude, *Journal of Analytical Atomic Spectrometry*, 2009, **24**, 209-214. DOI: 10.1039/b805995k.
- D. Frei and A. Gerdes, *Chemical Geology*, 2009, **261**, 261-270. DOI: 10.1016/j.chemgeo.2008.07.025.
- B. Shaulis, T. J. Lapen and A. Toms, *Geochemistry Geophysics Geosystems*, 2010, **11**. DOI: 10.1029/2010gc003198.
- U. Kloetzli, E. Kloetzli, Z. Guenes and J. Kosler, *Geochimica Et Cosmochimica Acta*, 2007, **71**, A495-A495.
- Y. Orihashi, S. i. Nakai and T. Hirata, *Resource Geology*, 2008, **58**, 101-123. DOI: 10.1111/j.1751-3928.2008.00052.x.
- J. Slama, J. Kosler, D. J. Condon, J. L. Crowley, A. Gerdes, J. M. Hanchar, M. S. A. Horstwood, G. A. Morris, L. Nasdala, N. Norberg, U. Schaltegger, B. Schoene, M. N. Tubrett and M. J. Whitehouse, *Chemical Geology*, 2008, **249**, 1-35. DOI: 10.1016/j.chemgeo.2007.11.005.
- U. Kloetzli, E. Kloetzli, Z. Guenes and J. Kosler, *Geostandards and Geoanalytical Research*, 2009, **33**, 5-15. DOI: 10.1111/j.1751-908X.2009.00921.x.
- C. Paton, J. Hellstrom, B. Paul, J. Woodhead and J. Hergt, *Journal of Analytical Atomic Spectrometry*, 2011, **26**, 2508-2518. DOI: 10.1039/c1ja10172b.
- C. Paton, J. D. Woodhead, J. C. Hellstrom, J. M. Hergt, A. Greig and R. Maas, *Geochemistry Geophysics Geosystems*, 2010, **11**. DOI: 10.1029/2009gc002618.
- J. A. Petrus and B. S. Kamber, *Geostandards and Geoanalytical Research*, 2012, **36**, 247-270. DOI: 10.1111/j.1751-908X.2012.00158.x.
- E. Butler, W. Winkler and M. Guillong, *Swiss Journal of Geosciences*, 2011, **104**, 225-236. DOI: 10.1007/s00015-011-0065-1.
- J. Kosler, J. Slama, E. Belousova, F. Corfu, G. E. Gehrels, A. Gerdes, M. S. A. Horstwood, K. N. Sircombe, P. J. Sylvester, M. Tiepolo, M. J. Whitehouse and J. D. Woodhead, *Geostandards and Geoanalytical Research*, 2013, **37**, 243-259. DOI: 10.1111/j.1751-908X.2013.00245.x.
- E. Buetler, W. Winkler and M. Guillong, *Swiss Journal of Geosciences*, 2011, **104**, 225-236. DOI: 10.1007/s00015-011-0065-1.
- T. D. Yokoyama, T. Suzuki, Y. Kon and T. Hirata, *Analytical Chemistry*, 2011, **83**, 8892-8899. DOI: 10.1021/ac2012448.
- J. Kosler, M. Wiedenbeck, R. Wirth, J. Hovorka, P. Sylvester and J. Mikova, *Journal of Analytical Atomic Spectrometry*, 2005, **20**, 402-409. DOI: 10.1039/b41629b.
- B. K. Kuhn, K. Birbaum, Y. Luo and D. Guenther, *Journal of Analytical Atomic Spectrometry*, 2010, **25**, 21-27. DOI: 10.1039/b917261k.
- G. E. Gehrels, V. A. Valencia and J. Ruiz, *Geochemistry Geophysics Geosystems*, 2008, **9**. DOI: 10.1029/2007gc001805.
- L. A. Solari, A. Gomez-Tuena, J. Pablo Bernal, O. Perez-Arvizu and M. Tanner, *Geostandards and Geoanalytical Research*, 2010, **34**, 5-18.
- E. Kooijman, J. Berndt and K. Mezger, *European Journal of Mineralogy*, 2012, **24**, 5-21. DOI: 10.1127/0935-1221/2012/0024-2170.
- U. Schärer, *Earth and Planetary Science Letters*, 1984, **67**, 191-204. DOI: 10.1016/0012-821x(84)90114-6.
- P. E. Smith, D. York, Y. Chen and N. M. Evensen, *Geophysical Research Letters*, 1996, **23**, 3047-3050. DOI: 10.1029/96gl02759.
- O. Bachmann, B. Schoene, C. Schnyder and R. Spikings, *Geochemistry Geophysics Geosystems*, 2010, **11**. DOI: 10.1029/2010gc003073.
- L. Francalanci, J. C. Varekamp, G. Vougioukalakis, M. J. Defant, F. Innocenti and P. Manetti, *Bulletin of Volcanology*, 1995, **56**, 601-620.
- O. Bachmann, C. D. Deering, J. S. Ruprecht, C. Huber, A. Skopelitis and C. Schnyder, *Contributions to Mineralogy and Petrology*, 2012, **163**, 151-166. DOI: 10.1007/s00410-011-0663-y.
- O. Bachmann, B. L. A. Charlier and J. B. Lowenstern, *Geology*, 2007, **35**, 73-76. DOI: 10.1130/g23151a.1.
- S. J. A. Brown and I. R. Fletcher, *Geology*, 1999, **27**, 1035-1038. DOI: 10.1130/0091-7613(1999)027<1035:supdot>2.3.co;2.
- S. Eggins, R. Grun, A. W. G. Pike, M. Shelley and L. Taylor, *Quaternary Science Reviews*, 2003, **22**, 1373-1382. DOI: 10.1016/s0277-3791(03)00064-7.
- W. Muller, J. M. G. Shelley and S. O. Rasmussen, *Journal of Analytical Atomic Spectrometry*, 2011, **26**, 2391-2395. DOI: 10.1039/c1ja10242g.
- J. Woodhead, J. Hergt, M. Shelley, S. Eggins and R. Kemp, *Chemical Geology*, 2004, **209**, 121-135. DOI: 10.1016/j.chemgeo.2004.04.026.
- https://cirdles.org/LA-ICP_MS_Data_Handling, ed. M. S. A. Horstwood, J. Kosler, S. Jackson, N. Pearson and P. Sylvester. 2013.
- M. Guillong and C. A. Heinrich, *Journal of Analytical Atomic Spectrometry*, 2007, **22**, 1488-1494. DOI: 10.1039/b709489b.
- A. von Quadt, D. Gallhofer, M. Guillong, I. Peytcheva, M. Waelle and S. Shuhei, *Journal of Analytical Atomic Spectrometry*, 2014, **in Review**, **this volume**.
- S. E. Jackson, N. J. Pearson, W. L. Griffin and E. A. Belousova, *Chemical Geology*, 2004, **211**, 47-69. DOI: 10.1016/j.chemgeo.2004.06.017.
- A. H. Jaffey, K. F. Flynn, Glendeni.Le, W. C. Bentley and A. M. Essling, *Physical Review C*, 1971, **4**, 1889-&. DOI: 10.1103/PhysRevC.4.1889.
- H. Cheng, R. L. Edwards, C. C. Shen, V. J. Polyak, Y. Asmerom, J. Woodhead, J. Hellstrom, Y. J. Wang, X. G. Kong, C. Spotl, X. F. Wang and E. C. Alexander, *Earth and Planetary Science Letters*, 2013, **371**, 82-91. DOI: 10.1016/j.epsl.2013.04.006.
- A. Cocherie, C. M. Fanning, P. Jezequel and M. Roberta, *Geochimica Et Cosmochimica Acta*, 2009, **73**, 1095-1108. DOI: 10.1016/j.gca.2008.11.028.
- T. Andersen, *Chemical Geology*, 2002, **192**, 59-79. DOI: 10.1016/s0009-2541(02)00195-x.
- M. Chiaradia, U. Schaltegger, R. Spikings, J. F. Wotzlaw and M. Ovtcharova, *Economic Geology*, 2013, **108**, 565-584.
- J. I. Simon, P. R. Renne and R. Mundil, *Earth and Planetary Science Letters*, 2008, **266**, 182-194. DOI: 10.1016/j.epsl.2007.11.014.
- N. M. McLean, J. F. Bowring and S. A. Bowring, *Geochemistry Geophysics Geosystems*, 2011, **12**. DOI: 10.1029/2010gc003478.
- M. Rioux, C. J. Lissenberg, N. M. McLean, S. A. Bowring, C. J. MacLeod, E. Hellebrand and N. Shimizu, *Nature Geoscience*, 2012, **5**, 275-278. DOI: 10.1038/ngeo1378.
- S. Sakata, S. Hirakawa, H. Iwano, T. Danahara and T. Hirata, *Mineralogical Magazine*, 2013, **77**, 2116. DOI: 10.1180/minmag.2013.077.5.19.
- L. P. Black, S. L. Kamo, C. M. Allen, J. N. Aleinikoff, D. W. Davis, R. J. Korsch and C. Foudoulis, *Chemical Geology*, 2003, **200**, 155-170. DOI: 10.1016/s0009-2541(03)00165-7.
- M. Wiedenbeck, P. Alle, F. Corfu, W. L. Griffin, M. Meier, F. Oberli, A. Vonquadt, J. C. Roddick and W. Spiegel, *Geostandards Newsletter*, 1995, **19**, 1-23. DOI: 10.1111/j.1751-908X.1995.tb00147.x.
- E. Marillo Sialer, J. Woodhead, J. M. Hergt, A. Greig, M. Guillong, A. Gleadow, N. Evans and C. Paton, *Journal of Analytical Atomic Spectrometry*, 2014. DOI: 10.1039/C4JA00008K.
- J. Kosler, S. Jackson, Z. Yang and R. Wirth, *Journal of Analytical Atomic Spectrometry*, 2014. DOI: 10.1039/C3JA50386K.
- L. Vanderkluyzen, A. Volentik, C. Principe, J. C. Hunziker and J. Hernandez, in *The petrology and geochemistry of lavas and tephros of Nisyros Volcano (Greece)*, ed. J. C. Hunziker and L. Marini, Lausanne. 2006, vol. 44, pp. 100-106.
- O. Bachmann, F. Oberli, M. A. Dungan, M. Meier, R. Mundil and H. Fischer, *Chemical Geology*, 2007, **236**, 134-166. DOI: 10.1016/j.chemgeo.2006.09.005.
- A. Buetner, I. C. Kleinhanns, D. Rufer, J. C. Hunziker and I. M. Villa, *Lithos*, 2005, **83**, 29-46. DOI: 10.1016/j.lithos.2005.01.001.

ARTICLE

Journal Name

- 1 52. J. Dufek and G. W. Bergantz, *Journal of Petrology*, 2005, **46**, 2167-
2 2195. DOI: 10.1093/petrology/egi049.
- 3 53. S. E. Gelman, F. J. Gutierrez and O. Bachmann, *Geology*, 2013, **41**, 759-
4 762. DOI: 10.1130/g34241.1.
- 5 54. A. Volentik, L. Vanderkluyzen and C. Principe, *Eclogae Geologicae*
6 *Helveticae*, 2002, **95**, 223-235.
- 7 55. F. Costa, R. Dohmen and S. Chakraborty, in *Minerals, Inclusions and*
8 *Volcanic Processes*, ed. K. D. Putirka and F. J. Tepley. 2008, vol. 69,
9 pp. 545-594.
- 10
11
12
13
14
15
16
17
18
19
20
21
22
23
24
25
26
27
28
29
30
31
32
33
34
35
36
37
38
39
40
41
42
43
44
45
46
47
48
49
50
51
52
53
54
55
56
57
58
59
60

Dating of zircons in the 100 ka range is possible with LA-ICP-MS applying Th-disequilibrium correction.



1
2
3
4
5
6
7
8
9
10
11
12
13
14
15
16
17
18
19
20
21
22
23
24
25
26
27
28
29
30
31
32
33
34
35
36
37
38
39
40
41
42
43
44
45
46
47
48
49
50
51
52
53
54
55
56
57
58
59
60