

Organic & Biomolecular Chemistry

Accepted Manuscript



This is an *Accepted Manuscript*, which has been through the Royal Society of Chemistry peer review process and has been accepted for publication.

Accepted Manuscripts are published online shortly after acceptance, before technical editing, formatting and proof reading. Using this free service, authors can make their results available to the community, in citable form, before we publish the edited article. We will replace this *Accepted Manuscript* with the edited and formatted *Advance Article* as soon as it is available.

You can find more information about *Accepted Manuscripts* in the [Information for Authors](#).

Please note that technical editing may introduce minor changes to the text and/or graphics, which may alter content. The journal's standard [Terms & Conditions](#) and the [Ethical guidelines](#) still apply. In no event shall the Royal Society of Chemistry be held responsible for any errors or omissions in this *Accepted Manuscript* or any consequences arising from the use of any information it contains.

Cite this: DOI: 10.1039/c0xx00000x

www.rsc.org/xxxxxx

ARTICLE TYPE

Acetal initiated Prins bicyclization for the synthesis of hexahydrofuro[3,4-*c*]furan lignans and octahydropyrano[3,4-*c*]pyran derivatives

B. V. Subba Reddy,^{*a} M. Ramana Reddy^a B. Sridhar^b and Kiran Kumar Singarapu^c

Received (in XXX, XXX) Xth XXXXXXXXX 20XX, Accepted Xth XXXXXXXXX 20XX

DOI: 10.1039/b000000x

An acetal initiated Prins bicyclization approach has been developed for the stereoselective synthesis of hexahydrofuro[3,4-*c*]furan lignans. It also provides a direct access to generate a new series of octahydropyrano[3,4-*c*]pyran derivatives in a single-step process.

Tetrahydrofuran core is frequently found in various biologically active natural products.^{1,2} In particular, furofuran lignans have attracted considerable interest over the years due to their promising biological activity.³ The sesamin, a furofuran lignan was isolated from *Fagara* plants and from sesame oil (Figure 1).⁴

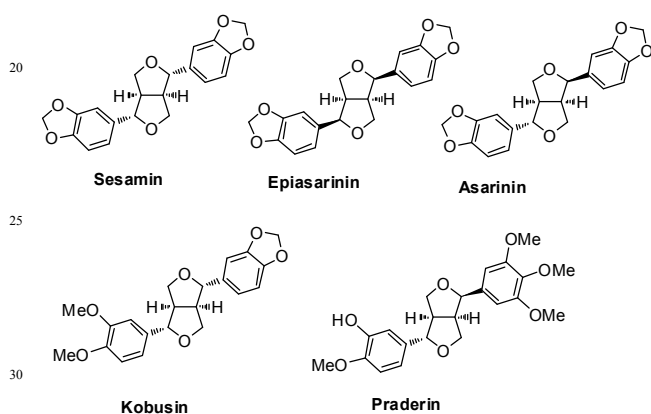


Figure 1. Biologically active furo[3,4-*c*]furan lignans

It is used as a dietary supplement for fat-reduction and is also known to induce apoptosis in human lymphoid leukemia Molt 4B cells.⁵ It contains a substituted 3,7-dioxabicyclooctane core, the synthesis of which poses a challenging task.⁶ Of various approaches, Prins cyclization is a powerful method for the stereoselective construction of oxygen-containing heterocycles⁷ and has been employed successfully for the synthesis of several natural products.⁸ In particular, the intramolecular Prins cyclization is an attractive strategy for the stereoselective construction of fused heterobicycles and tricycles.⁹ However, a few methods are reported to the synthesis of tetrahydrofuran derivatives through a Prins cyclization¹⁰ wherein a five-membered oxocarbenium ion is trapped with an external

nucleophile.¹¹ Furthermore, Prins cascade cyclization has not yet been explored to the stereoselective synthesis of furo[3,4-*c*]furan scaffolds.

In continuation of our interest on Prins cyclization and its application in total synthesis of natural products,¹² we herein report a versatile method for the synthesis of 1,6-diarylhexahydrofuro[3,4-*c*]furan and 1,8-diaryloctahydropyrano[3,4-*c*]pyran derivatives through a Prins bicyclization strategy. Initially, we performed the reaction of (*E*)-2-styrylpropane-1,3-diol (**1**) with 2-bromobenzaldehyde in the presence of 10 mol% *p*-TSA. To our surprise, no cyclization was observed under the above conditions (Table 1, entry a).

Table 1. Screening of acid catalysts in the formation of **2a/3a**^a

entry	catalyst	time (h)	yield (%) ^b	2a:3a ratio ^c
a	10 mol % <i>p</i> -TSA	4	0	0
b	10 mol % Sc(OTf) ₃	6	40	6:4
c	10 mol % In(OTf) ₃	6	30	6:4
d	30 mol % Sc(OTf) ₃	6	55	6:4
e	10 mol% Sc(OTf) ₃ / <i>p</i> -TSA	2	86	6:4

^aThe reaction was performed on 0.5 mmol scale. ^bIsolated yield. ^cThe ratio was determined from ¹H NMR spectrum of the crude product.

Therefore, the next reaction was performed using 10 mol% Sc(OTf)₃. Though the reaction proceeds under the above conditions, the desired product was obtained only in 40% yield after a long reaction time (Table 1, entry b). Similarly, 10 mol% In(OTf)₃ also gave the product in poor yield (Table 1, entry c). In fact, no significant improvement either in yield or in reaction time was observed even by increasing the amount of Sc(OTf)₃ from 10 mol% to 30 mol% (Table 1, entry d). Remarkably, the combination of Sc(OTf)₃ and *p*-TSA gave the product in high yield in short reaction time (Table 1, entry e). From the above results, it was obvious that binary acid

(Sc(OTf)₃/*p*-TSA) is essential to perform the reaction successfully. These results are consistent with our earlier observation in which a binary acid exhibits remarkable synergistic effects.¹³ Therefore, the cooperative effect between Sc(OTf)₃ and *p*-TSA provides high conversions and enhanced rates in a tandem process. Under optimized conditions, the expected product **2a/3a** was obtained in 86% yield with 6:4 diastereoselectivity (Table 1, entry e). The ratio of the products (**2:3**) was confirmed by ¹H NMR spectrum of crude mixture. The diastereomers were easily separated by flash chromatography. The structure and stereochemistry of 1-(2-bromophenyl)-6-phenylhexahydrofuro[3,4-*c*]furan (**2a**) were established by detailed 1D and 2D NMR experiments (see supporting information). Furthermore, the stereochemistry of **2a** and **3a** was confirmed by X-ray crystallography (Figure 2).

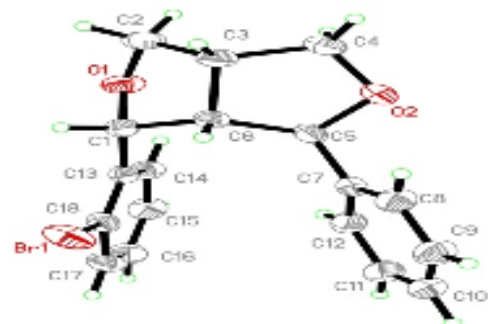


Figure 2. ORTEP diagram of **2a**

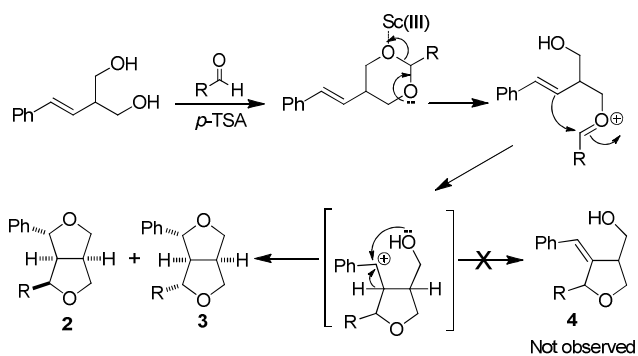
The scope of this process is further illustrated with respect to various aldehydes (Table 2). Both electron-rich and electron-deficient aromatic aldehydes such as 4-methoxy-, 3,4-methylenedioxy-, 4-chloro-, 4-bromo-, 4-cyano-, and 4-nitrobenzaldehydes reacted well with (*E*)-homoallylic diol (**1**) to furnish the corresponding *cis*-fused 1,6-diarylhexahydrofuro[3,4-*c*]furan derivatives in good yields (Table 2, entries b-g). The reaction works not only with aromatic aldehyde but also with aliphatic aldehyde. In case of *n*-propionaldehyde, the respective ethyl substituted *cis*-fused hexahydrofuro[3,4-*c*]furan was obtained slightly in low yield than aromatic counterpart (Table 2, entry h). On the other hand, α,β -unsaturated aldehyde afforded the styryl substituted furo[3,2-*c*]furan in excellent yield (Table 2, entry i). In addition, the reaction was also successful with heterocyclic aldehyde. For example, furfural gave the corresponding bicyclic ethers **2** and **3** in 76% yield with 7:3 selectivity (Table 2, entry j). It is entirely a new process for the direct conversion of homoallylic diol (**1**) into *cis*-fused furo[3,2-*c*]furan derivatives.

Table 2. Synthesis of hexahydrofuro[3,4-*c*]furan derivatives^a

entry	aldehyde	products		time (h)	yield (%) ^b	2,3 ratio ^c
		2	3			
a				4	86	60:40
b				4	75	60:40
c				3	90	56:44
d				3	80	55:45
e				4	82	62:38
f				4	78	60:40
g				3	90	58:42
h				4	70	60:40
i				3	85	65:35
j				2	76	70:30

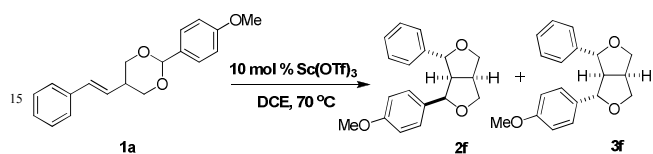
^aThe reactions were performed on 0.5 mmol scale. ^bYield refers to pure products after column chromatography. ^cDiastereomeric ratio was determined from ¹H NMR spectrum of the crude product.

The reaction proceeds *via* the formation of an oxocarbenium ion generated from the acetal which is formed in situ from aldehyde and homoallylic diol likely after activation with *p*-TSA. The oxocarbenium ion is then attacked by an internal olefin resulting in the formation of a more stable benzylic carbocation which is simultaneously trapped by a tethered hydroxyl group leading to the formation of **2** and **3**. The intermediate has a flexibility in terms of C-C bond rotation therefore which can result in the formation of **2** and **3**. In contrast, a thermodynamically more stable diastereomer **2** forms predominantly. However, the formation of **4** was not observed due to elimination of the proton (Scheme 1).¹⁴

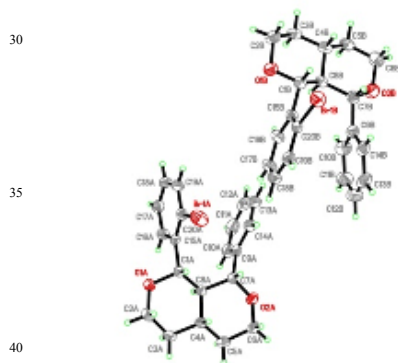


Scheme 1. A plausible reaction pathway

To support the reaction mechanism, we carried out the cyclization of (*E*)-2-(4-methoxyphenyl)-5-styryl-1,3-dioxane (**1a**) in the presence of 10 mol% Sc(OTf)₃ in DCE at 70 °C. Under the above conditions, the corresponding 1-(4-methoxyphenyl)-6-phenylhexahydrofuro[3,4-*c*]furan was obtained in 95% yield with 6:4 diastereoselectivity. It indicates that acetal formation is a highly likely mechanism for this reaction (Scheme 2).

Scheme 2. Acetal initiated cyclization of **1a**

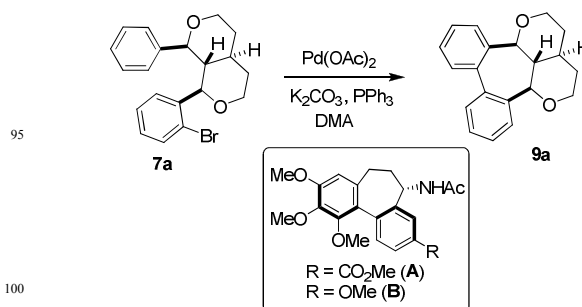
Inspired by the results obtained with homoallylic diol (**1**), we extended this process to γ,δ -unsaturated alcohols. Accordingly, treatment of (*E*)-3-styrylpentane-1,5-diol (**5**) with 2-bromobenzaldehyde in the presence of 10 mol% Sc(OTf)₃ in dichloroethane at room temperature afforded the respective *trans*-fused octahydropyrano[3,4-*c*]pyran **7a** as a sole product in 90% yield (Table 3). The structure and stereochemistry of 1-(2-bromophenyl)-8-phenyloctahydropyrano[3,4-*c*]pyran (**7a**) were assigned based on single crystal X-ray analysis (Figure 3).

Figure 3. ORTEP diagram of **7a**Table 3. Synthesis of octahydropyrano[3,4-*c*]pyrans derivatives^a

50			7 (R1=H) or 8 (R1=Br)
55			
60			
65			
70			

^aThe reactions were performed on 0.5 mmol scale. ^bYield refers to pure products after column chromatography.

The above results provided a gateway to extend this process to other substrate such as (*E*)-3(2-bromostyryl)pentane-1,5-diol (**6**). The scope of the reaction is investigated with various aldehydes and the results are presented in Table 3. A variety of aromatic, heteroaromatic and aliphatic aldehydes were treated with (*E*)-3-styrylpentane-1,5-diol to give the octahydropyrano[3,4-*c*]pyran in good to high yields (80–92%). Similarly, α,β -unsaturated aldehyde also worked well in this reaction to produce the styryl substituted pyrano[3,4-*c*]pyran (**8f**) in excellent yield. The structure and stereochemistry of **8d** were established by detailed 1D and 2D NMR experiments (see supporting information). In all cases, the corresponding *trans*-fused octahydropyrano[3,4-*c*]pyrans were obtained in good yields with high selectivity (Table 3). Thus this method provides a direct approach for the conversion of γ,δ -unsaturated diols into *trans*-fused pyranopyrans.

Scheme 3. Heck reaction of **7a** for the construction of biaryl derivative **9a**

To demonstrate the synthetic utility of this method, we applied this protocol to generate allocolchicine analogues. Accordingly, the compound **7a** was transformed into polycyclic compound **9a** in 76% yield *via* aryl-aryl bond formation¹⁵ using Pd(OAc)₂ (10 mol%), triphenylphosphine (10 mol %), and K₂CO₃ (2 equiv) in DMA at 130 °C (Scheme 3). The 6-7-6-carbocyclic framework is a common structural core in allocolchicine (**A**) and *N*-acetyl colchicolin-*O*-methyl ether (NCME) (**B**). The allocolchicines are seven-membered biaryl derivatives of naturally occurring colchicines, which are potent tubulin inhibitors.¹⁶

Conclusions

In summary, we have developed an acetal initiated Prins cascade reaction for the synthesis of *cis*-fused hexahydrofuro[3,4-*c*]furan derivatives. This reaction provides a direct access to furofuran lignan analogues which are reported as potent antitumor, antimitotic, and antiviral agents. This method generates two heterocyclic rings with four new stereogenic centers in a one-pot operation.

Experimental

General Remarks

IR spectra were recorded on FT-IR spectrometer (KBr) and reported in reciprocal centimeters (cm⁻¹). ¹H NMR spectra were recorded at 500 MHz, 300 MHz and ¹³C NMR at 125 MHz, 75 MHz. For ¹H NMR, tetramethylsilane (TMS) was used as internal standard (δ = 0) and the values are reported as follows: chemical shift, integration, multiplicity (s = singlet, d = doublet, t = triplet, q = quartet, m = multiplet, br = broad), and the coupling constants in Hz. For ¹³C NMR, CDCl₃ (δ = 77.27) was used as internal standard and spectra were obtained with complete proton decoupling. Low-resolution MS and HRMS data were obtained using ESI and EI ionization. Melting points were measured on micro melting point apparatus. Commercially available salisaldehyde, acetophenone, and TMSOTf were used without further purification. DCE were distilled from CaH under N₂ atmosphere.

Typical procedure for Prins cascade cyclization:

To a stirred solution of alcohol (**1** or **5** or **6**) (0.5 mmol) and aldehyde (0.6 mmol) in dry dichloromethane (5 mL) at 0 °C was added the catalyst as specified in Table 2 and 3. The resulting mixture was stirred at the temperature specified in Table 2 and 3 under nitrogen atmosphere. After completion, as indicated by TLC, the reaction mixture was quenched with saturated NaHCO₃ solution (1.0 mL) and extracted with dichloromethane (2x5 mL). The combined organic layers were washed with brine (5 mL), dried over anhydrous Na₂SO₄, and concentrated *in vacuo*. The resulting crude product was purified by silica gel column chromatography using ethyl acetate/hexane as eluent to afford the pure product.

(3aS,3a'S,11bR,14aS)-1,2,3a,3a',11b,13,14,14a-octahydro-3,12-dioxadibenzo[4,5:6,7]cyclohepta[1,2,3-de]naphthalene (**9a**):

To a stirred solution of compound (**7a**) (372 mg, 1 mmol) in DMA (3 mL) were added triphenylphosphine (26 mg, 10 mmol), Pd(OAc)₂ (22 mg, 10 mmol) and K₂CO₃ (276 mg, 2 equiv) at

room temperature under nitrogen atmosphere. The resulting mixture was heated at 140 °C under vigorous stirring for 48 h. After completion, the reaction was diluted with water and extracted with EtOAc. The combined organic layers were dried over MgSO₄. The solvent was removed under vacuum and the residue was purified by silica gel chromatography to give the compound **9a** in 75% yield as a solid.

(1R,4aS,8S,8aS)-1-(2-Bromophenyl)-8-phenyloctahydro pyrano[3,4-*c*]pyran (**7a**):

White solid, m.p.110-112 °C; ¹H NMR (300 MHz, CDCl₃): δ 7.06-6.96 (m, 4H), 6.90-6.80 (m, 4H), 6.71-6.63 (m, 1H), 4.71 (d, *J* = 9.6 Hz, 1H), 4.19-4.05 (m, 3H), 3.81-3.67 (m, 2H), 2.18 (q, *J* = 9.8 Hz, 1H), 2.05-1.89 (m, 1H), 1.82-1.63 (m, 4H) ppm; ¹³C NMR (125 MHz, CDCl₃): δ 139.1, 138.8, 131.3, 129.1, 128.1, 127.1, 127.0, 126.9, 126.6, 123.6, 81.7, 80.2, 68.8, 68.4, 50.8, 40.4, 33.5, 33.3 ppm; IR (KBr): ν 3034, 2835, 2717, 1731, 1455, 1149, 1081, 818, 766 cm⁻¹; MS (EI): *m/z* ([M]⁺): 372; HRMS (EI): *m/z* calcd for C₂₀H₂₁BrO₂: 372.0725; found: 372.0732.

4-((1R,4aS,8S,8aS)-8-Phenyloctahydro pyrano[3,4-*c*]pyran-1-yl)benzotrile (**7b**):

White solid, m.p.186-188 °C; ¹H NMR (300 MHz, CDCl₃): δ 7.12 (d, *J* = 8.3 Hz, 2H), 6.98-6.77 (m, 7H), 4.15-4.03 (m, 4H), 3.77-3.65 (m, 2H), 2.13 (q, *J* = 9.8 Hz, 1H), 1.97-1.66 (m, 5H) ppm; ¹³C NMR (75 MHz, CDCl₃): δ 144.6, 138.8, 130.6, 128.0, 127.4, 127.2, 127.0, 118.3, 110.1, 82.5, 81.7, 68.6, 68.5, 50.9, 40.6, 33.5, 33.4 ppm; IR (KBr): ν 2925, 2890, 2851, 2221, 1453, 1092, 983, 833, 764 cm⁻¹; MS (EI): *m/z* ([M]⁺): 319; HRMS (EI): *m/z* calcd for C₂₁H₂₁NO₂: 319.1572; found: 319.1577.

(1R,4aS,8S,8aS)-1-(Furan-2-yl)-8-phenyloctahydro pyrano[3,4-*c*]pyran (**7c**):

White solid, m.p.85-87 °C; ¹H NMR (300 MHz, CDCl₃): δ 7.10-6.95 (m, 5H), 6.86 (brs, 1H), 5.74-5.69 (m, 1H), 5.61 (d, *J* = 3.7 Hz, 1H), 4.20-3.99 (m, 4H), 3.76-3.62 (m, 2H), 2.29 (q, *J* = 9.8 Hz, 1H), 1.89-1.53 (m, 5H) ppm; ¹³C NMR (75 MHz, CDCl₃): δ 150.5, 140.6, 139.1, 127.1, 126.8, 126.4, 109.4, 108.3, 82.9, 74.2, 68.6, 68.4, 48.6, 40.6, 33.4, 31.2 ppm; IR (KBr): ν 3034, 2835, 2717, 1731, 1455, 1149, 1081, 818, 766 cm⁻¹; MS (EI): *m/z* ([M]⁺): 284; HRMS (EI): *m/z* calcd for C₁₈H₂₀O₃: 284.1412; found: 284.1425.

(1R,4aS,8S,8aS)-1,8-Diphenyloctahydro pyrano[3,4-*c*]pyran (**7d**):

White solid, m.p.104-106 °C; ¹H NMR (300 MHz, CDCl₃): δ 6.86-6.79 (m, 10H), 4.15-4.04 (m, 4H), 3.77-3.66 (m, 2H), 2.21 (q, *J* = 9.8 Hz, 1H), 1.97-1.64 (m, 5H) ppm; ¹³C NMR (75 MHz, CDCl₃): δ 139.3, 127.3, 126.9, 126.4, 82.9, 68.5, 50.6, 40.9, 33.6 ppm; IR (KBr): ν 3033, 2924, 2852, 1729, 1454, 1147, 1088, 979, 754 cm⁻¹; MS (EI): *m/z* ([M]⁺): 294; HRMS (EI): *m/z* calcd for C₂₀H₂₂O₂: 294.1619; found: 294.1623.

(1R,4aS,8S,8aS)-1-(4-Chlorophenyl)-8-phenyloctahydro pyrano[3,4-*c*]pyran (**7e**):

White solid, m.p.124-126 °C; ¹H NMR (300 MHz, CDCl₃): δ 7.01-6.70 (m, 9H), 4.16-4.01 (m, 4H), 3.77-3.65 (m, 2H), 2.12 (q, *J* = 9.8 Hz, 1H), 1.94-1.64 (m, 5H) ppm; ¹³C NMR (75 MHz, CDCl₃): δ 139.2, 137.9, 131.9, 128.5, 127.3, 127.1, 126.9, 126.4, 82.7, 81.9, 68.5, 51.1, 40.8, 33.6 ppm; IR (KBr): ν 3064, 2924, 2837, 1731, 1492, 1149, 1091, 980, 756 cm⁻¹; MS (EI): *m/z*

([M]⁺): 328; HRMS (EI): *m/z* calcd for C₂₀H₂₁ClO₂: 328.1230; found: 328.1234.

(1R,4aS,8S,8aS)-1-(4-Nitrophenyl)-8-phenyloctahydro-pyrano[3,4-c]pyran (7f):

White solid, m.p.218-220 °C; ¹H NMR (300 MHz, CDCl₃): δ 7.70-7.61 (d, *J* = 9.0 Hz, 2H), 7.01 (d, *J* = 8.3 Hz, 2H), 6.90-6.77 (m, 6H), 4.21-4.04 (m, 4H), 3.77-3.67 (m, 2H), 2.17 (q, *J* = 9.0 Hz, 1H), 2.01-1.86 (m, 1H), 1.84-1.67 (m, 4H) ppm; ¹³C NMR (75 MHz, CDCl₃): δ 146.7, 145.6, 138.9, 128.1, 127.4, 127.1, 126.8, 121.9, 82.4, 81.3, 68.5, 68.5, 51.2, 40.5, 32.5, 32.5 ppm; IR (KBr): ν 3078, 2925, 2846, 1517, 1346, 1084, 982, 755 cm⁻¹; MS (EI): *m/z* ([M]⁺): 339; HRMS (EI): *m/z* calcd for C₂₀H₂₁NO₄: 339.1470; found: 339.1472.

(1S,4aR,8S,8aR)-1-Pentyl-8-phenyloctahydro-pyrano[3,4-c]pyran (7g):

Semi solid; ¹H NMR (500 MHz, CDCl₃): δ 7.32-7.26 (m, 5H), 4.11-4.07 (m, 1H), 4.02-3.96 (m, 2H), 3.70-3.64 (m, 1H), 3.54-3.48 (m, 1H), 3.09 (dt, *J* = 3.6, 8.5 Hz, 1H), 1.74-1.55 (m, 5H), 1.16-1.08 (m, 1H), 1.08-0.93 (m, 1H), 0.73 (t, *J* = 7.3 Hz, 1H), 0.60-0.55 (m, 1H) ppm; ¹³C NMR (125 MHz, CDCl₃): δ 141.7, 128.0, 127.7, 127.3, 83.0, 78.9, 68.5, 67.8, 50.1, 40.4, 34.4, 33.6, 33.5, 31.8, 25.0, 22.7, 14.4 ppm; IR (KBr): ν 3365, 2993, 2795, 1697, 1654, 1056, 872, 755, 732 cm⁻¹; MS (EI): *m/z* ([M]⁺): 288; HRMS (EI): *m/z* calcd for C₁₉H₂₈O₂: 288.2089; found: 288.2093.

(1S,4aR,8S,8aR)-1-Ethyl-8-phenyloctahydro-pyrano[3,4-c]pyran (7h):

Semi solid; ¹H NMR (500 MHz, CDCl₃): δ 7.32-7.25 (m, 5H), 4.10-4.06 (m, 1H), 4.03-3.98 (m, 2H), 3.69-3.64 (m, 1H), 3.55-3.49 (m, 1H), 3.05-3.00 (m, 1H), 1.75-1.55 (m, 5H), 0.70-0.64 (m, 1H), 0.56 (t, *J* = 3.3 Hz, 1H) ppm; ¹³C NMR (125 MHz, CDCl₃): δ 141.7, 128.0, 127.7, 127.3, 82.8, 80.1, 68.5, 67.8, 49.8, 40.3, 33.6, 33.4, 27.4, 10.2 ppm; IR (KBr): ν 3088, 2920, 2843, 1717, 1646, 1184, 791, 768 cm⁻¹; MS (EI): *m/z* ([M]⁺): 246; HRMS (EI): *m/z* calcd for C₁₆H₂₂O₂: 246.1620; found: 246.1626.

(1S,4aS,8R,8aS)-1-(2-Bromophenyl)-8-(thiophen-2-yl)octahydro-pyrano[3,4-c]pyran (8a):

White solid, m.p.78-80 °C; ¹H NMR (300 MHz, CDCl₃): δ 6.96-6.93 (m, 5H), 6.84 (d, *J* = 5.2 Hz, 1H), 6.35-6.26 (m, 2H), 4.42 (d, *J* = 9.8 Hz, 1H), 4.16-4.06 (m, 3H), 3.76-3.66 (m, 2H), 2.14 (q, *J* = 9.8 Hz, 1H), 1.93-1.57 (m, 6H) ppm; ¹³C NMR (125 MHz, CDCl₃): δ 143.0, 139.6, 127.3, 127.1, 126.6, 125.8, 125.4, 124.2, 83.1, 77.1, 68.5, 68.4, 52.0, 40.7, 33.3, 33.1 ppm; IR (KBr): ν 3035, 2838, 2707, 1701, 1475, 1159, 1081, 811, 700 cm⁻¹; MS (EI): *m/z* ([M]⁺): 378; HRMS (EI): *m/z* calcd for C₁₈H₁₉BrO₂S: 378.0289; found: 378.0297.

(1S,4aS,8R,8aS)-1-(2-Bromophenyl)-8-(furan-2-yl)octahydro-pyrano[3,4-c]pyran (8b):

White solid, m.p.85-87 °C; ¹H NMR (300 MHz, CDCl₃): δ 7.07-6.94 (m, 5H), 6.84 (brs, 1H), 5.72-5.69 (m, 1H), 5.61 (d, *J* = 3.0 Hz, 1H), 4.18-4.00 (m, 5H), 3.75-3.64 (m, 2H), 2.35 (q, *J* = 9.8 Hz, 1H), 1.89-1.55 (m, 7H) ppm; ¹³C NMR (75 MHz, CDCl₃): δ 150.5, 140.6, 139.1, 127.1, 126.8, 126.4, 109.5, 108.3, 83.0, 74.2, 68.7, 68.4, 48.7, 40.7, 33.5, 33.1 ppm; IR (KBr): ν 3028, 2924, 2844, 1739, 1436, 1370, 1248, 1147, 1083, 756 cm⁻¹; MS (EI): *m/z* ([M]⁺): 362; HRMS (EI): *m/z* calcd for C₁₈H₁₉BrO₃: 362.0518; found: 362.0513.

(1S,4aR,8R,8aR)-1-(2-Bromophenyl)-8-(3,4,5-trimethoxyphenyl)octahydro-pyrano[3,4-c]pyran (8c):

White solid, m.p.102-104 °C; ¹H NMR (300 MHz, CDCl₃): δ 6.97-6.84 (m, 4H), 6.08 (s, 1H), 4.15-3.97 (m, 3H), 3.72 (s, 6H), 3.66 (s, 3H), 2.14 (q, *J* = 9.8 Hz, 1H), 1.92-1.53 (m, 4H) ppm; ¹³C NMR (75 MHz, CDCl₃): δ 151.4, 139.6, 135.9, 134.9, 127.2, 126.6, 126.5, 105.3, 83.2, 82.5, 68.6, 68.4, 60.3, 55.9, 50.9, 40.8, 33.6, 33.5 ppm; IR (KBr): ν 2924, 2717, 1436, 1370, 1248, 1083, 756, 697 cm⁻¹; MS (EI): *m/z* ([M]⁺): 462; HRMS (EI): *m/z* calcd for C₂₃H₂₇BrO₅: 462.1042; found: 462.1051.

(1R,4aR,8S,8aR)-1-(3-Bromo-4-fluorophenyl)-8-(2-bromophenyl)octahydro-pyrano[3,4-c]pyran (8d):

White solid, m.p.128-130 °C; ¹H NMR (500 MHz, CDCl₃): δ 6.97-6.90 (m, 4H), 6.85-6.77 (m, 3H), 6.57 (t, *J* = 8.3 Hz, 1H), 4.12-3.98 (m, 4H), 3.72-3.65 (m, 2H), 2.07 (q, *J* = 9.9 Hz, 1H), 1.90-1.81 (m, 1H), 1.78-1.64 (m, 4H) ppm; ¹³C NMR (75 MHz, CDCl₃): δ 158.2, 155.0, 139.0, 136.9, 132.5, 127.7, 127.6, 127.1, 126.9, 126.8, 114.9, 114.6, 82.4, 81.2, 68.5, 68.5, 51.1, 40.5, 33.5, 33.4 ppm; IR (KBr): ν 2967, 2717, 1739, 1436, 1370, 1147, 1083, 756, 690 cm⁻¹; MS (EI): *m/z* ([M]⁺): 467; HRMS (EI): *m/z* calcd for C₂₀H₁₉Br₂FO₂: 467.9738; found: 467.9726.

(1S,4aR,8R,8aR)-1-(2-Bromophenyl)-8-(3,5-difluorophenyl)octahydro-pyrano[3,4-c]pyran (8e):

White solid, m.p.104-106 °C; ¹H NMR (300 MHz, CDCl₃): δ 6.99-6.87 (m, 5H), 6.38-6.23 (m, 3H), 4.14-3.98 (m, 4H), 3.75-3.64 (m, 2H), 2.08 (q, *J* = 9.6 Hz, 1H), 1.90-1.64 (m, 5H) ppm; ¹³C NMR (125 MHz, CDCl₃): δ 162.3, 160.3, 143.5, 139.2, 127.5, 127.3, 127.2, 110.7, 110.5, 102.4, 102.2, 102.0, 82.6, 81.5, 68.5, 68.5, 50.7, 40.4, 33.3, 33.2 ppm; IR (KBr): ν 3028, 2967, 1739, 1436, 1370, 1147, 1083, 1020, 983, 756, 697 cm⁻¹; MS (EI): *m/z* ([M]⁺): 408; HRMS (EI): *m/z* calcd for C₂₀H₁₉BrF₂O₂: 408.0532; found: 408.0529.

(1S,4aR,8S,8aR)-1-(2-Bromophenyl)-8-styryloctahydro-pyrano[3,4-c]pyran (8f):

White solid, m.p.94-96 °C; ¹H NMR (300 MHz, CDCl₃): δ 7.30-7.06 (m, 7H), 7.05-6.98 (m, 1H), 6.80-6.69 (m, 2H), 6.15 (d, *J* = 15.8 Hz, 1H), 5.25 (dd, *J* = 7.5, 15.8 Hz, 1H), 4.16-4.04 (m, 3H), 3.77-3.60 (m, 4H), 1.91 (q, *J* = 9.8 Hz, 1H), 1.73-1.54 (m, 6H) ppm; ¹³C NMR (125 MHz, CDCl₃): δ 140.7, 136.1, 131.1, 129.2, 128.1, 127.8, 127.5, 127.3, 126.7, 126.0, 82.5, 80.2, 68.5, 68.1, 51.2, 40.1, 33.3, 33.2 ppm; IR (KBr): ν 3062, 3028, 2924, 1739, 1370, 1147, 1083, 1020, 983, 756 cm⁻¹; MS (EI): *m/z* ([M]⁺): 398; HRMS (EI): *m/z* calcd for C₂₂H₂₃BrO₂: 398.0880; found: 398.0883.

(3aS,3a'S,11bR,14aS)-1,2,3a,3a',11b,13,14,14a-octahydro-3,12-dioxadibenzo[4,5:6,7]cyclohepta[1,2,3-de]naphthalene (9a):

White solid, m.p.68-70 °C; ¹H NMR (300 MHz, CDCl₃): δ 7.64-7.58 (m, 2H), 7.51-7.44 (m, 2H), 7.38-7.31 (m, 5H), 4.62 (d, *J* = 9.0 Hz, 2H), 4.21-4.12 (m, 2H), 3.91-3.81 (m, 2H), 1.88-1.70 (m, 4H), 1.50-1.36 (m, 2H) ppm; ¹³C NMR (75 MHz, CDCl₃): δ 138.6, 135.5, 131.1, 127.0, 126.9, 126.6, 78.6, 67.3, 49.8, 40.5, 32.5 ppm; IR (KBr): ν 2924, 1726, 1447, 1379, 1259, 1121, 1070, 983, 755 cm⁻¹; MS (EI): *m/z* ([M]⁺): 292; HRMS (EI): *m/z* calcd for C₂₀H₂₀O₂: 292.1463; found: 292.1462.

(1R,3aR,6R,6aS)-1-(2-Bromophenyl)-6-phenylhexahydro-furo[3,4-c]furan (2a):

Solid, m.p.102-104 °C; ¹H NMR (300 MHz, CDCl₃): δ 7.79-7.68 (m, 1H), 7.43-7.30 (m, 2H), 7.18-7.06 (s, 4H), 6.70-6.63 (m, 2H), 5.01 (d, *J* = 5.2 Hz, 1H), 4.38 (d, *J* = 8.3 Hz, 1H), 4.20-4.01 (m, 2H), 3.86 (q, *J* = 6.0 Hz, 1H), 3.65-3.57 (m, 1H), 3.49-3.39 (m, 1H), 3.30-3.17 (m, 1H), ppm; ¹³C NMR (125 MHz, CDCl₃): δ 140.1, 137.2, 131.7, 128.4, 127.8, 127.5, 126.9, 126.6, 125.8, 121.6, 82.5, 81.6, 74.2, 71.4, 55.0, 47.0 ppm; IR (KBr): ν 3035, 2954, 2862, 1494, 1253, 1048, 1023, 758 cm⁻¹; MS (EI): *m/z* ([M]⁺): 344; HRMS (EI): *m/z* calcd for C₁₈H₁₇BrO₂: 344.0411; found: 344.0426.

(1S,3aS,6R,6aR)-1-(2-Bromophenyl)-6-phenylhexahydrofuro[3,4-c]furan (3a):

Liquid; ¹H NMR (500 MHz, CDCl₃): δ 7.53-7.42 (m, 2H), 7.37-7.22 (m, 7H), 7.15-7.07 (m, 1H), 5.31 (d, *J* = 4.5 Hz, 1H), 5.01 (d, *J* = 4.5 Hz, 1H), 4.35 (m, 1H), 4.19 (q, *J* = 6.7 Hz, 1H), 3.91-3.83 (m, 2H), 3.23-3.11 (m, 1H), 3.05-2.96 (m, 1H) ppm; ¹³C NMR (125 MHz, CDCl₃): δ 140.7, 140.4, 132.5, 128.5, 127.9, 127.1, 127.1, 126.8, 125.8, 121.5, 85.3, 84.3, 73.4, 72.1, 61.0, 46.6 ppm; IR (KBr): ν 2954, 2860, 1466, 1252, 1040, 750, 699, 574 cm⁻¹; MS (EI): *m/z* ([M]⁺): 344; HRMS (EI): *m/z* calcd for C₁₈H₁₇BrO₂: 344.0411; found: 344.0415.

5-((1R,3aR,6R,6aS)-6-Phenylhexahydrofuro[3,4-c]furan-1-yl)benzo[d][1,3]dioxole (2b):

Semi solid; ¹H NMR (500 MHz, CDCl₃): δ 7.37-7.21 (m, 4H), 7.12-7.10 (m, 1H), 6.84-6.73 (m, 3H), 5.96-5.88 (m, 2H), 4.93-4.89 (m, 1H), 4.87-4.83 (m, 1H), 4.36-4.33 (m, 1H), 4.20-4.16 (m, 1H), 3.84-3.77 (m, 2H), 3.23-3.13 (m, 1H), 3.01-2.94 (m, 1H) ppm; ¹³C NMR (125 MHz, CDCl₃): δ 146.7, 140.8, 132.5, 127.1, 126.5, 126.1, 120.4, 107.1, 107.0, 100.4, 83.0, 82.3, 72.4, 67.7, 58.0, 45.1 ppm; IR (KBr): ν 2875, 1731, 1616, 1494, 1442, 1387, 1245, 1038, 931, 810, 770 cm⁻¹; MS (EI): *m/z* ([M]⁺): 310; HRMS (EI): *m/z* calcd for C₁₉H₁₈O₄: 310.1205; found: 310.1213.

5-((1S,3aS,6R,6aR)-6-Phenylhexahydrofuro[3,4-c]furan-1-yl)benzo[d][1,3]dioxole (3b):

Semi solid; ¹H NMR (300 MHz, CDCl₃): δ 7.35-7.22 (m, 4H), 7.16-7.12 (m, 1H), 6.82 (s, 1H), 6.79-6.72 (m, 2H), 5.95-5.90 (m, 2H), 4.93-4.90 (m, 1H), 4.86-4.81 (m, 1H), 4.39-4.34 (m, 1H), 4.23-4.17 (m, 1H), 4.02-3.98 (m, 1H), 3.85-3.74 (m, 2H), 3.24-3.09 (m, 1H), 3.04-2.95 (m, 1H) ppm; ¹³C NMR (125 MHz, CDCl₃): δ 147.3, 146.5, 140.5, 134.4, 128.1, 127.7, 127.6, 127.1, 125.8, 125.3, 119.0, 107.9, 106.2, 100.8, 85.1, 84.7, 72.7, 72.5, 61.5, 46.7 ppm; IR (KBr): ν 2870, 1616, 1494, 1387, 1246, 930, 810, 770 cm⁻¹; MS (EI): *m/z* ([M]⁺): 310; HRMS (EI): *m/z* calcd for C₁₉H₁₈O₄: 310.1205; found: 310.1213.

4-((1R,3aR,6R,6aS)-6-Phenylhexahydrofuro[3,4-c]furan-1-yl)benzotrile (2c):

Solid, m.p.86-88 °C; ¹H NMR (500 MHz, CDCl₃): δ 7.55 (d, *J* = 8.4 Hz, 2H), 7.34 (d, *J* = 7.9 Hz, 2H), 7.19-7.09 (m, 3H), 6.68-6.62 (m, 2H), 4.96 (d, *J* = 5.5 Hz, 1H), 4.41 (t, *J* = 8.4 Hz, 1H), 4.15-4.04 (m, 2H), 3.91 (dd, *J* = 6.4, 9.4 Hz, 1H), 3.61 (dd, *J* = 6.9, 8.8 Hz, 1H), 3.35-3.26 (m, 1H), 3.20-3.13 (m, 1H) ppm; ¹³C NMR (125 MHz, CDCl₃): δ 142.9, 139.9, 131.5, 127.8, 127.3, 126.6, 126.1, 118.4, 110.8, 82.6, 81.5, 74.3, 71.9, 57.7, 47.3 ppm; IR (KBr): ν 3055, 2861, 2228, 1735, 1604, 1218, 1602, 932, 826 cm⁻¹; MS (EI): *m/z* ([M]⁺): 291; HRMS (EI): *m/z* calcd for C₁₉H₁₇NO₂: 291.1259; found: 291.1254.

4-((1S,3aS,6R,6aR)-6-Phenylhexahydrofuro[3,4-c]furan-1-yl)benzotrile (3c):

Solid, m.p.94-96 °C; ¹H NMR (300 MHz, CDCl₃): δ 7.63 (d, *J* = 8.3 Hz, 2H), 7.42-7.34 (m, 5H), 7.32-7.29 (m, 3H), 4.98 (dd, *J* = 4.7, 13.2 Hz, 2H), 4.26-4.21 (m, 2H), 3.88-3.80 (m, 2H), 3.22-3.15 (m, 1H), 2.98-2.94 (m, 1H) ppm; ¹³C NMR (75 MHz, CDCl₃): δ 145.9, 139.7, 131.7, 128.1, 127.2, 125.6, 125.1, 118.1, 85.0, 84.2, 73.0, 72.5, 62.0, 46.8 ppm; IR (KBr): ν 3055, 2922, 2228, 1735, 1604, 1218, 1062, 932, 828, 714 cm⁻¹; MS (EI): *m/z* ([M]⁺): 291; HRMS (EI): *m/z* calcd for C₁₉H₁₇NO₂: 291.1259; found: 291.1254.

(1R,3aR,6R,6aS)-1-(4-Chlorophenyl)-6-phenylhexahydrofuro[3,4-c]furan (2d):

Solid, m.p.106-108 °C; ¹H NMR (500 MHz, CDCl₃): δ 7.29-7.24 (m, 4H), 7.20-7.13 (m, 2H), 7.10 (d, *J* = 8.5 Hz, 1H), 6.70-6.67 (m, 1H), 6.57 (d, *J* = 8.3 Hz, 1H), 4.93-4.86 (m, 1H), 4.39 (t, *J* = 8.3 Hz, 1H), 4.27-4.17 (m, 1H), 4.11-4.01 (m, 1H), 3.91-3.78 (m, 1H), 3.65-3.56 (m, 1H), 3.32-3.20 (m, 1H), 3.12-2.95 (m, 1H) ppm; ¹³C NMR (100 MHz, CDCl₃): δ 140.8, 140.1, 131.6, 128.6, 127.7, 127.4, 125.8, 125.7, 121.4, 84.9, 84.5, 72.8, 72.5, 61.6, 46.5 ppm; IR (KBr): ν 2924, 2854, 1739, 1636, 1459, 1376, 1071, 1017, 755 cm⁻¹; MS (EI): *m/z* ([M]⁺): 300; HRMS (EI): *m/z* calcd for C₁₈H₁₇ClO₂: 300.0917; found: 300.0919.

(1S,3aS,6R,6aR)-1-(4-Chlorophenyl)-6-phenylhexahydrofuro[3,4-c]furan (3d):

Semi solid; ¹H NMR (500 MHz, CDCl₃): δ 7.39-7.22 (m, 9H), 4.97-4.87 (m, 2H), 4.27-4.17 (m, 2H), 3.85-3.77 (m, 2H), 3.24-3.17 (m, 1H), 3.03-2.89 (m, 1H) ppm; ¹³C NMR (75 MHz, CDCl₃): δ 128.0, 127.9, 127.6, 127.4, 127.3, 127.0, 126.5, 125.1, 84.8, 84.5, 72.7, 72.5, 61.7, 46.8 ppm; IR (KBr): ν 2924, 2854, 1739, 1636, 1459, 1376, 1071, 821, 755 cm⁻¹; MS (EI): *m/z* ([M]⁺): 300; HRMS (EI): *m/z* calcd for C₁₈H₁₇ClO₂: 300.0917; found: 300.0919.

(1R,3aR,6R,6aS)-1-(4-Bromophenyl)-6-phenylhexahydrofuro[3,4-c]furan (2e):

Solid, m.p.94-96 °C; ¹H NMR (300 MHz, CDCl₃): δ 7.52-7.38 (m, 2H), 7.36-7.24 (m, 2H), 7.1-7.10 (m, 3H), 6.71-6.66 (m, 1H), 6.51 (d, *J* = 8.3 Hz, 1H), 4.91-4.84 (m, 1H), 4.39 (t, *J* = 8.3 Hz, 1H), 4.29-4.16 (m, 1H), 4.08-4.01 (m, 1H), 3.90-3.77 (m, 1H), 3.65-3.56 (m, 1H), 3.31-3.21 (m, 1H), 3.15-3.01 (m, 1H) ppm; ¹³C NMR (75 MHz, CDCl₃): δ 145.4, 140.2, 128.2, 127.8, 127.0, 126.4, 123.3, 82.6, 81.4, 74.2, 71.9, 57.6, 47.0 ppm; IR (KBr): ν 2926, 2855, 1737, 1487, 1238, 1073, 1010, 756, 700 cm⁻¹; MS (EI): *m/z* ([M]⁺): 344; HRMS (EI): *m/z* calcd for C₁₈H₁₇BrO₂: 344.0411; found: 344.0426.

(1S,3aS,6R,6aR)-1-(4-Bromophenyl)-6-phenylhexahydrofuro[3,4-c]furan (3e):

Semi solid; ¹H NMR (500 MHz, CDCl₃): δ 7.49-7.42 (m, 2H), 7.37-7.24 (m, 6H), 7.19 (d, *J* = 8.0 Hz, 2H), 4.94 (d, *J* = 4.7 Hz, 1H), 4.89 (d, *J* = 4.8 Hz, 1H), 4.25-4.19 (m, 2H), 3.84-3.79 (m, 2H), 3.22-3.19 (m, 1H), 2.99-2.93 (m, 1H) ppm; ¹³C NMR (75 MHz, CDCl₃): δ 141.8, 141.1, 132.7, 129.7, 128.8, 128.6, 126.9, 122.7, 86.6, 86.2, 74.6, 74.3, 63.5, 48.6 ppm; IR (KBr): ν 3028, 2926, 2855, 1729, 1487, 1221, 1069, 1008, 770 cm⁻¹; MS (EI): *m/z* ([M]⁺): 344; HRMS (EI): *m/z* calcd for C₁₈H₁₇BrO₂: 344.0411; found: 344.0426.

(1R,3aS,6R,6aR)-1-(4-Methoxyphenyl)-6-phenylhexahydrofuro[3,4-c]furan (2f):

Solid, m.p.80-82 °C; ¹H NMR (500 MHz, CDCl₃): δ 7.31-7.15 (m, 5H), 6.89-6.81 (m, 3H), 6.68-6.59 (m, 1H), 4.90-4.87 (m, 5H), 4.85 (d, *J* = 4.7 Hz, 1H), 4.39-4.27 (m, 1H), 4.22-4.17 (m, 1H), 4.02 (d, *J* = 9.1 Hz, 1H), 3.79 (s, 3H), 3.78-3.73 (m, 1H), 3.27-3.15 (m, 1H), 3.04-2.95 (m, 1H) ppm; ¹³C NMR (75 MHz, CDCl₃): δ 158.7, 154.4, 132.6, 128.9, 127.7, 124.4, 120.6, 116.7, 113.2, 83.0, 81.5, 88.0, 55.1, 47.8, 38.1 ppm; IR (KBr): ν 2870, 1621, 1490, 1442, 1387, 1245, 1038, 931, 770 cm⁻¹; MS (EI): *m/z* ([M]⁺): 296; HRMS (EI): *m/z* calcd for C₁₉H₂₀O₃: 296.1412; found: 296.1409.

(1S,3aS,6R,6aR)-1-(4-Methoxyphenyl)-6-phenylhexahydrofuro[3,4-c]furan (3f):

Semi solid; ¹H NMR (500 MHz, CDCl₃): δ 7.35-7.23 (m, 5H), 7.13-7.10 (m, 1H), 6.89-6.81 (m, 2H), 4.93-4.87 (m, 2H), 4.40-4.35 (m, 1H), 4.26-4.18 (m, 1H), 4.04-4.00 (m, 1H), 3.87-3.74 (m, 4H), 3.26-3.15(m, 1H), 3.06-2.99 (m, 1H) ppm; ¹³C NMR (75 MHz, CDCl₃): δ 159.2, 141.4, 131.1, 129.3, 127.9, 127.5, 127.0, 126.8, 126.3, 113.3, 83.0, 82.4, 72.3, 67.7, 57.6, 55.2, 45.0 ppm; IR (KBr): ν 2875, 1731, 1616, 1494, 1245, 1308, 931, 810, 770 cm⁻¹; MS (EI): *m/z* ([M]⁺): 296; HRMS (EI): *m/z* calcd for C₁₉H₂₀O₃: 296.1412; found: 296.1408.

(1R,3aR,6R,6aS)-1-(4-Nitrophenyl)-6-phenylhexahydrofuro[3,4-c]furan (2g):

Solid, m.p.78-80 °C; ¹H NMR (300 MHz, CDCl₃): δ 8.12 (d, *J* = 8.3 Hz, 3H), 7.41 (d, *J* = 8.3 Hz, 2H), 7.19-7.08 (m, 3H), 6.70-6.64 (m, 2H), 5.01 (d, *J* = 6.0 Hz, 1H), 4.42 (d, *J* = 8.3 Hz, 1H), 4.16-4.06 (m, 2H), 3.96-3.89 (m, 1H), 3.63 (q, *J* = 6.7 Hz, 1H), 3.38-3.16 (m, 2H) ppm; ¹³C NMR (75 MHz, CDCl₃): δ 144.6, 139.4, 127.6, 127.1, 126.4, 125.8, 122.7, 82.5, 81.4, 74.3, 72.0, 57.8, 47.4 ppm; IR (KBr): ν 2926, 2850, 1720, 1602, 1520, 1345, 1220, 1067, 850, 770 cm⁻¹; MS (EI): *m/z* ([M]⁺): 311; HRMS (EI): *m/z* calcd for C₁₈H₁₇NO₄: 311.1157; found: 311.1154.

(1S,3aS,6R,6aR)-1-(4-Nitrophenyl)-6-phenylhexahydrofuro[3,4-c]furan (3g):

Solid, m.p.82-84 °C; ¹H NMR (500 MHz, CDCl₃): δ 8.20 (d, *J* = 8.6 Hz, 3H), 7.46 (d, *J* = 8.4 Hz, 2H), 7.40-7.24 (m, 7H), 5.04 (d, *J* = 4.7 Hz, 1H), 4.99 (d, *J* = 4.7 Hz, 1H), 4.30-4.20 (m, 2H), 3.91-3.80 (m, 2H), 3.26-3.14 (m, 1H), 3.02-2.93 (m, 1H) ppm; ¹³C NMR (75 MHz, CDCl₃): δ 145.9, 139.7, 131.7, 128.1, 127.2, 125.6, 125.1, 85.0, 84.2, 73.0, 72.5, 62.0, 46.8 ppm; IR (KBr): ν 2926, 2857, 1729, 1602, 1520, 1345, 1607, 850, 771 cm⁻¹; MS (EI): *m/z* ([M]⁺): 311; HRMS (EI): *m/z* calcd for C₁₈H₁₇NO₄: 311.1157; found: 311.1154.

(1S,3aR,6R,6aS)-1-Ethyl-6-phenylhexahydrofuro[3,4-c]furan (2h):

Semi solid; ¹H NMR (500 MHz, CDCl₃): δ 7.41-7.25 (m, 5H), 4.66 (d, *J* = 7.7 Hz, 1H), 4.35 (t, *J* = 8.5 Hz, 1H), 4.14-4.10 (m, 1H), 3.85-3.81 (m, 1H), 3.67 (dd, *J* = 6.5, 2.9 Hz, 1H), 3.62-3.52 (m, 2H), 3.19-3.11 (m, 1H), 2.90-2.85 (m, 1H), 1.84-1.75 (m, 1H), 1.62-1.53 (m, 1H), 0.87 (t, *J* = 7.4 Hz, 3H) ppm; ¹³C NMR (100 MHz, CDCl₃): δ 141.2, 128.5, 127.8, 127.1, 83.1, 81.6, 74.3, 71.5, 55.9, 46.8, 23.4, 11.5 ppm; IR (KBr): ν 2922, 2228, 1604, 1218, 1602, 826, 770, 700 cm⁻¹; MS (EI): *m/z* ([M]⁺): 218; HRMS (EI): *m/z* calcd for C₁₄H₁₈O₂: 218.1306; found: 218.1317.

(1R,3aR,6R,6aS)-1-Ethyl-6-phenylhexahydrofuro[3,4-c]furan (3h):

Semi solid; ¹H NMR (500 MHz, CDCl₃): δ 7.37-7.24 (m, 6H), 4.66 (d, *J* = 7.7 Hz, 1H), 4.28-4.38 (m, 1H), 4.84-4.81 (m, 1H), 3.69-3.52 (m, 3H), 3.18-3.11 (m, 1H), 2.90-2.74 (m, 1H), 2.34-2.29 (m, 1H), 2.08-1.98 (m, 1H), 1.83-1.76 (m, 1H), 0.85 (t, *J* = 7.4 Hz, 3H) ppm; ¹³C NMR (75 MHz, CDCl₃): δ 141.9, 128.3, 128.0, 127.4, 82.6, 81.2, 72.2, 67.0, 55.0, 44.8, 27.0, 8.9 ppm; IR (KBr): ν 2924, 1729, 1480, 1001, 770, 701 cm⁻¹; MS (EI): *m/z* ([M]⁺): 218; HRMS (EI): *m/z* calcd for C₁₄H₁₈O₂: 218.1306; found: 218.1317.

(1R,3aR,6S,6aS)-1-Phenyl-6-styrylhexahydrofuro[3,4-c]furan (2i):

Semi solid; ¹H NMR (500 MHz, CDCl₃): δ 7.42-7.21 (m, 10H), 6.63 (d, *J* = 15.7 Hz, 1H), 6.24 (dd, *J* = 6.4, 16.0 Hz, 1H), 4.44-4.40 (m, 2H), 4.20-4.16 (m, 2H), 3.72 (dd, *J* = 4.8, 9.1 Hz, 1H), 3.17-3.11 (m, 1H), 2.73-2.68 (m, 1H) ppm; ¹³C NMR (125 MHz, CDCl₃): δ 140.6, 130.9, 128.1, 127.7, 127.4, 127.2, 126.1, 125.4, 84.8, 84.1, 72.8, 72.3, 59.7, 46.5 ppm; IR (KBr): ν 2973, 1815, 1696, 1613, 1075, 832, 787 cm⁻¹; MS (EI): *m/z* ([M]⁺): 292; HRMS (EI): *m/z* calcd for C₂₀H₂₀O₂: 292.1463; found: 292.1471.

(1R,3aR,6R,6aS)-1-Phenyl-6-styrylhexahydrofuro[3,4-c]furan (3i):

Semi solid; ¹H NMR (500 MHz, CDCl₃): δ 7.39-7.23 (m, 10H), 6.64 (d, *J* = 15.4 Hz, 1H), 6.23 (dd, *J* = 6.4, 16.0 Hz, 1H), 4.83 (d, *J* = 4.7 Hz, 1H), 4.55 (t, *J* = 5.1 Hz, 1H), 4.26-4.16 (m, 2H), 3.79-3.74 (m, 2H), 3.21-3.14 (m, 1H), 2.89-2.83 (m, 1H) ppm; ¹³C NMR (125 MHz, CDCl₃): δ 135.9, 130.9, 128.2, 127.8, 127.4, 126.1, 83.7, 72.5, 58.0, 46.1 ppm; IR (KBr): ν 2993, 1834, 1667, 1563, 1016, 875, 735 cm⁻¹; MS (EI): *m/z* ([M]⁺): 292; HRMS (EI): *m/z* calcd for C₂₀H₂₀O₂: 292.1463; found: 292.1471.

(1R,3aS,6R,6aR)-1-(Furan-2-yl)-6-phenylhexahydrofuro[3,4-c]furan (2j):

Semi solid; ¹H NMR (500 MHz, CDCl₃): δ 7.73-7.70 (m, 2H), 7.55-7.53 (m, 2H), 7.40-7.33 (m, 2H), 6.34-6.28 (m, 2H), 5.02 (d, *J* = 3.2 Hz, 1H), 4.77 (d, *J* = 5.7 Hz, 1H), 4.31-4.16 (m, 3H), 3.85-3.74 (m, 2H), 3.31-3.16 (m, 2H) ppm; ¹³C NMR (75 MHz, CDCl₃): δ 147.4, 137.8, 130.1, 129.5, 128.1, 127.9, 125.2, 107.2, 78.0, 71.9, 68.2, 62.2, 52.3, 39.2 ppm; IR (KBr): ν 2982, 1765, 1604, 1542, 1064, 837, 763 cm⁻¹; MS (EI): *m/z* ([M]⁺): 256; HRMS (EI): *m/z* calcd for C₁₆H₁₆O₃: 256.1098; found: 256.1096.

(1S,3aS,6R,6aR)-1-(Furan-2-yl)-6-phenylhexahydrofuro[3,4-c]furan (3j):

Semi solid; ¹H NMR (500 MHz, CDCl₃): δ 7.42-7.28 (m, 4H), 6.34 (s, 2H), 5.97 (d, *J* = 3.1 Hz, 1H), 4.94 (d, *J* = 5.8 Hz, 1H), 4.66 (d, *J* = 6.6 Hz, 1H), 4.38-4.30 (m, 1H), 4.05-3.88 (m, 2H), 3.74-3.65 (m, 1H), 3.46-3.25 (m, 2H) ppm; ¹³C NMR (125 MHz, CDCl₃): δ 152.3, 142.3, 129.8, 128.4, 126.8, 125.5, 109.9, 107.6, 78.4, 72.7, 68.2, 54.2, 38.9 ppm; IR (KBr): ν 2895, 1761, 1642, 1502, 1134, 898, 754 cm⁻¹; MS (EI): *m/z* ([M]⁺): 256; HRMS (EI): *m/z* calcd for C₁₆H₁₆O₃: 256.1098; found: 256.1097.

Acknowledgments

M.R.R thankful to CSIR for the award of a fellowship. B.V.S. thanks CSIR, New Delhi for financial support as part of XII five year plan program under title ORIGIN (CSC-0108).

Notes and References

- ^aNatural Product Chemistry, CSIR-Indian Institute of Chemical Technology, Hyderabad, India. Fax: 91-40-27160512; Tel: 91-40-27193535; E-mail: basireddy@iict.res.in
- ^bLaboratory of X-ray Crystallography, CSIR-Indian Institute of Chemical Technology, Hyderabad, India.
- †Electronic Supplementary Information (ESI) available: Experimental procedures, spectral data, nOe experiments, X-ray crystal co-ordinate and CIF file format of **2a** and **7a**. See DOI: 10.1039/b000000x/
- 10 (1) a) M. Saleem, H. J. Kim, M. S. Ali, Y. S. Lee, *Nat. Prod. Rep.* 2005, **22**, 696; b) M. M. Faul, B. E. Huff, *Chem. Rev.* 2000, **100**, 2407; c) E. J. Kang, E. Lee, *Chem. Rev.* 2005, **105**, 4348.
- 15 (2) a) W. D. Macrae, G. H. N. Towers, *Phytochemistry*, 1984, **23**, 1207; b) A. Huczynski, *Bioorg. Med. Chem. Lett.* 2012, **22**, 7002.
- (3) a) C. B. S. Rao, *Chemistry of Lignans*, Ed. Andhra University Press, 1978; b) D. A. Whiting, *Nat. Prod. Rep.* 1985, **2**, 191; 1987, **4**, 499; 1990, **7**, 349; c) R. S. Ward, *Nat. Prod. Rep.* 1993, **10**, 1; 1995, **12**, 183; 1997, **14**, 43.
- 20 (4) E. D. Becker, M. Beroza, *Tetrahedron Lett.* 1962, 157.
- (5) Y. Miyahara, T. Komiya, H. Katsuzaki, K. Imai, M. Nakagawa, Y. Ishi, H. Hibasami, *Int. J. Mol. Med.* 2000, **6**, 43.
- (6) a) C. D. B. Richard, J. R. B. Carole, B. Gordon, D. H. Jeremy, A. S. Nigel, *J. Org. Chem.* 2001, **66**, 6719; b) J. M. Reniguntala, L. C. Le, S. K. Hui, H. C. Chen, L. R. Shung, *J. Am. Chem. Soc.* 2001, **123**, 7427; c) R. Efraim, T. Garazi, L. V. Jose, B. Dolores, C. Luisa, *Angew. Chem. Int. Ed.* 2009, **48**, 5701.
- 25 (7) a) C. Olier, M. Kaafarani, S. S. Gastaldi, M. P. Bertrand, *Tetrahedron* 2010, **66**, 413. b) I. M. Pastor, M. Yus, *Curr. Org. Chem.* 2007, **11**, 925; c) E. A. Crane, K. A. Scheidt, *Angew. Chem. Int. Ed.* 2010, **49**, 8316. d) Zheng, K.; Liu, X.; Qin, S.; Xie, M.; Lin, L.; Hu, C.; Feng, X. *J. Am. Chem. Soc.* 2012, **134**, 17564.
- 30 (8) a) E. A. Crane, K. A. Scheidt, *Angew. Chem. Int. Ed. Engl.* 2010, **49**, 8316; b) M. R. Gesinski, K. Tadpetch, S. D. Rychnovsky, *Org. Lett.* 2009, **11**, 5342; c) M. S. Kwon, S. K. Woo, S. W. Na, E. Lee, *Angew. Chem., Int. Ed.* 2008, **47**, 1733; d) S. Manaviazar, K. Hale, *Angew. Chem. Int. Ed.* 2011, **50**, 8786; e) P. A. Wender, A. J. Schrier, *J. Am. Chem. Soc.* 2011, **133**, 9228; f) S. K. Woo, M. S. Kwon, E. Lee, *Angew. Chem. Int. Ed. Engl.* 2008, **47**, 3242; g) M. R. Gesinski, S. D. Rychnovsky, *J. Am. Chem. Soc.* 2011, **133**, 9727; h) H. Y. Lin, B. B. Snider, *Org. Lett.* 2011, **13**, 1234.
- 35 (9) a) M. Suginome, Y. Ohmori, Y. Ito, *Chem. Commun.*, 2001, 1090; b) J. D. Elsworth, C. L. Willis, *Chem. Commun.* 2008, 1587; c) X. F. Yang, M. Wang, Y. Zhang, C. J. Li, *Synlett* 2005, 1912; d) A. C. Spivey, L. Laraia, A. R. Bayly, H. S. Rzepa, A. J. P. White, *Org. Lett.* 2010, **12**, 900; e) Z. H. Chen, Y. Q. Tu, S. Y. Zhang, F. M. Zhang, *Org. Lett.* 2011, **13**, 724; f) A. J. Bunt, C. D. Bailey, B. D. Cons, S. J. Edwards, J. D. Elsworth, T. Pheko, C. L. Willis, *Angew. Chem. Int. Ed.* 2012, **51**, 3901.
- 40 (10) a) Y. Suzuki, T. Niwa, E. Yasui, M. Mizukami, M. Miyashita, S. Nagumo, *Tetrahedron Lett.* 2012, **53**, 1337; b) A. C. Spivey, L. Laraia, A. R. Bayly, H. S. Rzepa, A. J. P. White, *Org. Lett.* 2010, **12**, 900; c) B. V. S. Reddy, S. R. Anjum, G. M. Reddy, T. P. Rao, *Synlett* 2011, 2951; d) S. N. Chavre, H. Choo, J. K. Lee, A. N. Pae, Y. S. Kim Cho, *J. Org. Chem.* 2008, **73**, 7467; e) S. N. Chavre, H. Choo, J. H. Cha, A. N. Pae, K. I. Choi, Y. S. Cho, *Org. Lett.* 2006, **8**, 3617.
- 45 (11) a) S. Unaldi, M. Ozlgedik, R. Frohlich, D. Hoppe, *Adv. Synth. Catal.* 2005, **347**, 1621; b) T. K. Sarkar, H. A. Haque, A. Basak, *Angew. Chem. Int. Ed.* 2004, **43**, 1417; c) T. P. Loh, Q. Y. Hu, K. P. Tan, H. S. Cheng, *Org. Lett.* 2001, **3**, 2669; d) T. P. Loh, Q. Y. Hu, K. P. Tan, L. T. Ma, *J. Am. Chem. Soc.* 2001, **123**, 2450; e) R. J. Linderman, A. Godfrey, *J. Am. Chem. Soc.* 1988, **110**, 6249.
- 50 (12) a) B. V. S. Reddy, A. Venkateswarlu, P. Borkar, J. S. Yadav, M. Kanakaraju, A. C. Kunwar, B. Sridhar, *J. Org. Chem.* 2013, **78**, 6303; b) B. V. S. Reddy, D. P. Prasad, B. Sridhar, S. K. Kumar, *J. Org. Chem.* 2013, **78**, 8161; c) B. V. S. Reddy, S. Jalal, P. Borkar, J. S. Yadav, P. P. Reddy, A. C. Kunwar, B. Sridhar, *Org. Biomol. Chem.* 2012, **10**, 6562; d) B. V. S. Reddy, P. Borkar, J. S. Yadav, P. P. Reddy, A. C. Kunwar, B. Sridhar, R. Gree, *Org. Biomol. Chem.* 2012, **10**, 1349; e) B. V. S. Reddy, P. Borkar, J. S. Yadav, B. Sridhar, R. Grée, *J. Org. Chem.* 2011, **76**, 7677; f) J. S. Yadav, P. Borkar, P. P. Chakravarthy, B. V. S. Reddy, A. V. S. Sarma, B. Sridhar, R. Grée, *J. Org. Chem.* 2010, **75**, 2081.
- 75 (13) a) P. Borkar, P. van de Weghe, B. V. S. Reddy, J. S. Yadav, R. Gree, *Chem. Commun.* 2012, **48**, 9316; b) M. Breugst, R. Grée, K. N. Houk, *J. Org. Chem.* 2013, **78**, 9892.
- (14) F. K. Chio, J. Warne, D. Gough, M. Penny, S. Green, S. J. Coles, M. B. Hursthouse, P. Jones, L. Hassall, T. M. McGuire, A. P. Dobbs, *Tetrahedron* 2011, **67**, 5107.
- 80 (15) L. C. Campeau, K. Fagnou, *Chem. Commun.* 2006, 1253.
- (16) a) S. Bergemann, R. Brecht, F. Buttner, D. Guenard, R. Gust, G. Seitz, M. T. Stubbs, S. Thoret, *Bioorg. Med. Chem.* 2003, **11**, 1269; b) R. Brecht, G. Seitz, D. Guenard, S. Thoret, *Bioorg. Med. Chem.* 2000, **8**, 557; c) M. Roesner, H. G. Capraro, A. E. Jacobson, L. Atwell, A. Brossi, M. A. Iorio, T. H. Williams, R. H. Sik, C. F. Chignell, *J. Med. Chem.* 1981, **24**, 257; d) A. Brossi, P. N. Sharma, L. Atwell, A. E. Jacobson, M. A. Iorio, M. Molinari, C. F. Chignell, *Med. Chem.* 1983, **26**, 1365.
- 85 (90)