

Organic & Biomolecular Chemistry

Accepted Manuscript



This is an *Accepted Manuscript*, which has been through the Royal Society of Chemistry peer review process and has been accepted for publication.

Accepted Manuscripts are published online shortly after acceptance, before technical editing, formatting and proof reading. Using this free service, authors can make their results available to the community, in citable form, before we publish the edited article. We will replace this *Accepted Manuscript* with the edited and formatted *Advance Article* as soon as it is available.

You can find more information about *Accepted Manuscripts* in the [Information for Authors](#).

Please note that technical editing may introduce minor changes to the text and/or graphics, which may alter content. The journal's standard [Terms & Conditions](#) and the [Ethical guidelines](#) still apply. In no event shall the Royal Society of Chemistry be held responsible for any errors or omissions in this *Accepted Manuscript* or any consequences arising from the use of any information it contains.

COMMUNICATION

Synthesis of Isoquinoline-1,3(2H,4H)-dione Derivatives via Cascade Reactions of *N*-Alkyl-*N*-methacryloyl Benzamide with Aryl Aldehydes

Cite this: DOI: 10.1039/x0xx00000x

Received 00th January 2012,
Accepted 00th January 2012Wannian Zhao,^a Ping Xie,^b Min Zhang,^a Ben Niu,^a Zhaogang Bian,^a Charles Pittman, Jr.,^c Aihua Zhou^{a*}

DOI: 10.1039/x0xx00000x

www.rsc.org/

A cascade reaction between *N*-alkyl-*N*-methacryloylbenzamide and aryl aldehydes was developed to generate isoquinoline-1,3(2H,4H)-dione derivatives. The reaction involves oxidative cross coupling of the activated alkene from the *N*-alkyl-*N*-methacryloylbenzamide with the aldehyde functional group (-CHO), followed by radical addition to aromatic ring to afford isoquinoline-1,3(2H,4H)-dione derivatives in good yields under mild reaction conditions without either metal catalyst or organic solvents involved.

There is a growing demand for complex functionalized molecules for high-throughput screening (HTS) in order to find valuable biological probes and lead molecules for drug discovery.¹ Isoquinoline-1,3(2H,4H)-dione derivatives are complex functionalized molecules, which have attracted considerable synthetic interest due to different biological activities.² In figure 1, four representative bioactive isoquinoline-1,3(2H,4H)-dione derivatives are shown.³ These bioactivities include aldose reductase (ALR2) inhibitors;^{3a} antitumor activity against human pancreatic carcinoma cell line;^{3b} potent and selective inhibitors of cyclin-dependent kinase 4;^{3c} inhibitors of Lck kinase.^{3d} So there is a strong need to develop quick and efficient synthetic methods to access a large variety of complex functionalized molecules. A cascade reaction which can produce them in a one pot process under environmentally friendly condition would be especially valuable.

Traditional methods to synthesize isoquinoline-1,3(2H,4H)-dione derivatives have been reported.⁴ Recently, a few efficient synthetic methods of producing these derivatives have been developed, including direct intramolecular carbotrifluoromethylation, aryltrifluoromethylation and arylphosphonylation of activated

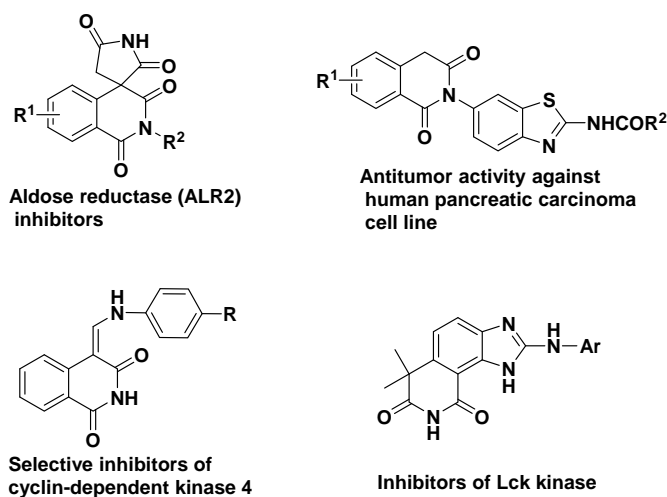


Figure 1 Biologically active isoquinoline-1,3(2H,4H)-dione derivatives

alkenes.⁵ In these multistep reactions, *N*-alkyl-*N*-methacryloylbenzamide was used as a core reaction substrate. By careful design and reactant selecting, several isoquinoline-1,3(2H,4H)-dione-containing structures were obtained in one pot with good yields.

There is still a need for evaluating different structures of complex functionalized isoquinoline-1,3(2H,4H)-dione derivatives. To further develop this chemistry, we focused on using different aromatic aldehydes as reagents to react with *N*-alkyl-*N*-methacryloylbenzamides to obtain isoquinoline-1,3(2H,4H)-dione derivatives via a one pot reaction cascade to obtain other valuable keto-type derivatives.

To find suitable reaction conditions for this cascade, different metal catalysts and radical initiators were screened (Table 1) based on our previous research results.⁶ In entry 1, CuCl₂ (10% mol) was used as a catalyst in the presence of TBHP (*tert*-butyl hydroperoxide, 70% in water, 3.0 equiv) and NaHCO₃. Excess benzaldehyde (5 equiv) was used to promote the reaction, giving **3a** in a yield of 48%. Using a combination of FeCl₃, TBHP and NaHCO₃ gave about 20% of **3a**. Using CuBr₂ and CuI as catalysts afforded none or only traces of **3a** (entries 3, 4). In entry 5, H₂O₂ was used as an initiator instead of TBHP, but no **3a** was obtained. When TBHP was replaced by

cascade reactions all gave 3-methyl-3-aryloxindole derivatives **3a-h** in good yields in one pot.

Table 1 Screening to optimize reaction conditions^a

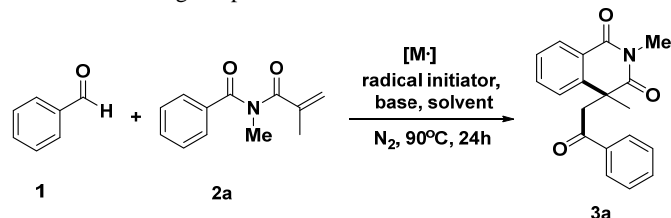
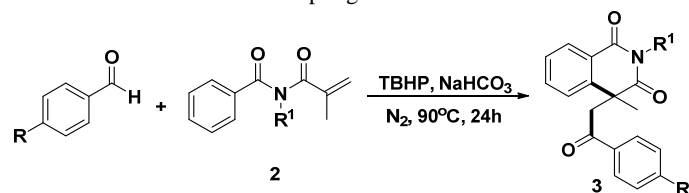


Table 2 Oxidative cascade coupling reaction^a



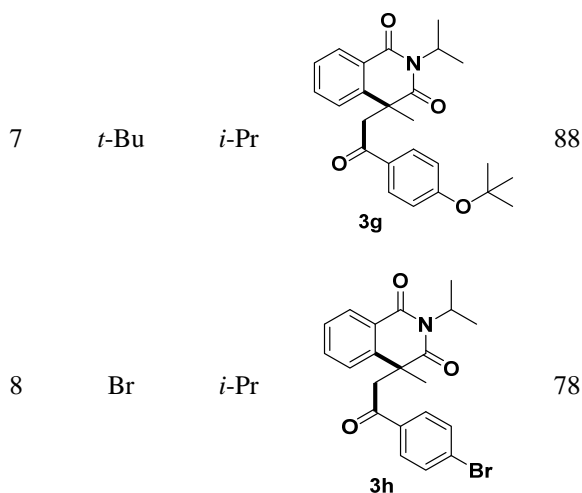
Entry	R	R ¹	Product 3	Yield ^b (%)
1	MeO	Me		72
2	Br	Me		66
3	Me	Et		75
4	H	<i>i</i> -Pr		80
5	Me	<i>i</i> -Pr		84
6	MeO	<i>i</i> -Pr		82

Entry	Cat. (mol%)	Reagent	Solvent	Yield ^b (%)
1	CuCl ₂ (10)	TBHP, NaHCO ₃	---	48
2	FeCl ₃ (10)	TBHP, NaHCO ₃	---	20
3	CuBr ₂ (10)	TBHP, NaHCO ₃	---	trace
4	CuI (10)	TBHP, NaHCO ₃	---	trace
5	---	H ₂ O ₂ , NaHCO ₃	---	---
6	---	DTBP, NaHCO ₃	---	58
7	---	TBHP, NaHCO ₃	DCE	trace
8	---	TBHP, NaHCO ₃	Toluene	trace
9	---	TBHP, NaHCO ₃	CH ₃ CN	24
10	---	TBHP, NaHCO ₃	EtOAc	38
11	---	TBHP, NaHCO ₃	---	80

^a Reaction conditions: benzaldehyde (5 equiv), *N*-methyl-*N*-phenylmethacrylamide (1 equiv), TBHP (70 wt % in water, 3 equiv), H₂O₂ (30 wt % in water, 3equiv) and DTBP (3 equiv); yield is based on reactant **2a**. ^b Yield of isolated **3a**. ^c The reaction was run for 24 h.

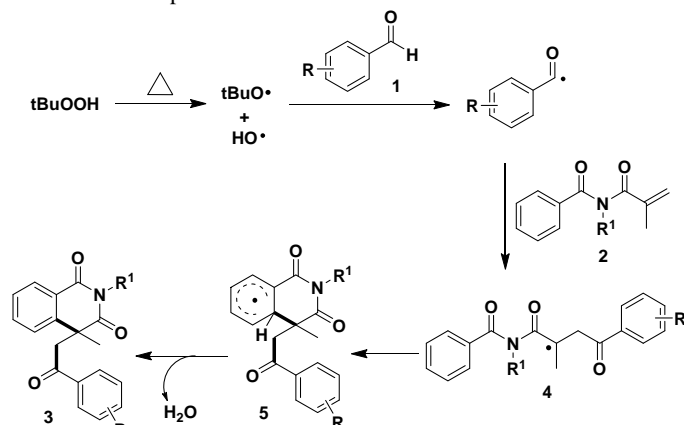
DTBP (*tert*-butyl peroxide) in the presence of NaHCO₃, **3a** was produced in 58% yield. Using solvents DCE, toluene (entries 7, 8) afforded none or only traces of **3a**, while CH₃CN and EtOAc (entry 9, 10) afforded 24% and 38% of expected product **3a**, respectively. Using TBHP itself in the presence of NaHCO₃ gave **3a** in good yield of 80%. Based on these screening results, the optimized conditions for this reaction were: aldehyde (5 equiv), TBHP (3 equiv), 90°C, NaHCO₃ (1 equiv), 24h.

Under these conditions, eight reactions with different substituents were investigated (Table 2) at the optimized conditions. These



^a Reaction conditions: aldehyde (5 equiv), *N*-alkyl-*N*-phenylacrylamide (1 equiv), aqueous TBHP (70 wt % in water, 3 equiv), yield calculation is based on reactant **2**. ^b Yield of isolated **3a-h**.

Based on previous reports and these new results,⁷ a reaction mechanism is proposed in Scheme 1. First TBHP splits to give *t*BuO• and •OH radicals when heated. These radicals abstract a hydrogen atom from the aryl aldehyde **1** to generate the acyl radical. This radical adds to the double bond of *N*-alkyl-*N*-methacryloylbenzamide to give radical **4**. Radical **4** attacks the aromatic ring to generate radical **5**. Radical **5** then loses a hydrogen atom to •OH radical to afford product **3**.



Scheme 1 Proposed cascade coupling reaction mechanism.

In summary, we have developed a novel metal-free cascade reaction between *N*-alkyl-*N*-methacryloylbenzamides and aryl aldehydes to generate isoquinoline-1,3(2H,4H)-dione derivatives. The reaction involves oxidative cross coupling of the activated alkene in the *N*-alkyl-*N*-methacryloylbenzamides with the aldehyde functional group (-CHO), followed by intramolecular radical addition to the aromatic ring to afford isoquinoline-1,3(2H,4H)-dione derivatives in good yields under mild reaction conditions without any toxic catalysts or organic solvents involved. This cascade reaction is quite suitable for compound library production of keto-type isoquinoline-1,3(2H,4H)-dione derivatives for the purpose

of biological activity screening. This route also enriches the current C(sp²)-H functionalization chemistry.

Acknowledgments

This investigation was generously supported by funds provided by Jiangsu University.

Notes and references

^aPharmacy School, Jiangsu University, Xuefu Road 301, Zhenjiang city, Jiangsu, China 212013. Email: ahz@ujs.edu.cn.

^bScientific Information Research Institute, Jiangsu University (Library), Xuefu Road 301, Zhenjiang city, Jiangsu, China 212013.

^cMississippi State University, Mississippi State, MS 39762, USA.

Electronic Supplementary Information (ESI) available: [details of any supplementary information available should be included here]. See DOI: 10.1039/c000000x/

- 1 a) T. Noguchi, H. Sano, R. Shimazawa, A. Tanatani, H. Miyachi and Y. Hashimoto, *Bioorg. Med. Chem. Lett.*, 2004, **14**, 4141-4145; b) S. C. Mayer, A. L. Banker, F. Boschelli, L. Di, M. Johnson, C. H. Kenny, G. Krishnamurthy, K. Kutterer, and F. Moy, *Bioorg. Med. Chem. Lett.*, 2008, **18**, 3641-3645; c) J. Mortier, B. Masereel, C. Remouchamps, C. Ganef, J. Piette, R. Frederick, *Bioorg. Med. Chem. Lett.*, 2010, **20**, 4515-4520; d) Y.-H. Chen, Y.-H. Zhang, H.-J. Zhang, D.-Z. Liu, M. Gu, J.-Y. Li, F. Wu, X.-Z. Zhu, J. Li, and F.-J. Nan, *J. Med. Chem.*, 2006, **49**, 1613-1623; e) M. Billamboz, F. Bailly, C. Lion, N. Touati, H. Vezin, C. Calmels, M.-L. Andreola, F. Christ, Z. Debyser, and P. Cotelte, *J. Med. Chem.*, 2011, **54**, 1812-1824; f) L. Zhang, M. Zheng, F. Zhao, Y. Zhai, and H. Liu *ACS Comb. Sci.*, **2014**, **16** (4), 184-191; g) T. Ji, Y. Wang, M. Wang, B. Niu, P. Xie, C. U. Pittman, Jr., and A. Zhou *ACS Comb. Sci.*, **2013**, **15** (12), 595-600.
- 2 a) G. Campagnola, P. Gong, O. B. Peersen, *Antiviral Res.*, 2011, **91**, 241-251; b) M. Komoda, H. Kakuta, H. Takahashi, Y. Fujimoto, S. Kadoya, F. Kato and Y. Hashimoto, *Bioorg. Med. Chem.*, 2001, **9**, 121-131; c) A. Nakagawa, S. Uno, M. Makishima, H. Miyachi, Y. Hashimoto, *Bioorg. Med. Chem.*, 2008, **16**, 7046-7054; d) J.-W. Zou, C.-C. Luo, H.-X. Zhang, H.-C. Liu, Y.-J. Jiang, Q.-S. Yu, *J. Mol. Graphics Modell.*, 2007, **26**, 494-504; e) X.-Y. Lu, Y.-D. Chen, N.-Y. Sun, Y.-J. Jiang, Q.-D. You, *J. Mol. Model.*, 2010, **16**, 163-173; f) T. Ma, W. T. Chen, G. L. Zhang and Y. P. Yu, *J. Comb. Chem.*, 2010, **12**, 488-490; g) H. Miyachi, M. Kato, F. Kato and Y. Hashimoto, *J. Med. Chem.*, 1998, **41**, 263-265.
- 3 a) S. C. Mayer, A. L. Banker, F. Boschelli, L. Di, M. Johnson, C. H. Kenny, G. Krishnamurthy, K. Kutterer, and F. Moy, *Bioorg. Med. Chem. Lett.*, 2008, **18**, 3641-3645; b) B.-R. K.- J. Wang, H. Li, Y. Li, Q.-B. Mei and S.-Q. Zhang, *Med. Chem. Res.*, 2014, **23**, 1340-1349; c) M. S. Malamas, J. T. C. Hohman and J. Millent, *J. Med. Chem.*, 1994, **37**, 2043-2058; d) R. J. Snow, M. G. Cardozo, T. M. Morwick, C. A. Busacca, Y. Dong, R. J. Eckner, S. Jacober, S. Jakes, S. Kapadia, S. Lukas, M. Panzenbeck, G. W. Peet, J. D. Peterson, A. S. Prokopowicz, R. Sellati, R. M. Tolbert, M. A. Tschantz and N. Moss, *J. Med. Chem.*, 2002, **45**, 3394-3405.
- 4 a) M. K. Dongare, V. V. Bhagwat, C. V. Ramana and M. K. Gurjar, *Tetrahedron Lett.*, 2004, **45**, 4759-4762; b) S. Ozcan, C. Dengiz, M. K. Deliömeroglu, E. Sahin, M. Balci, *Tetrahedron Lett.*, 2011, **52**, 1495-1497; c) Béatrice Q.-S., and S. Z. Zard, *Chem. Commun.*, 2002, **38**, 2306-2307; d) S. D. Young, J. M. Wiggins, and J. R. Huff, *J. Org. Chem.*, 1988, **53**, 1115-1116; e) Y. J. Pan, C. P. Holmes, and D. Tumelty, *J. Org. Chem.*, 2005, **70**, 4897-4900; f) J. Vicente, Pablo G.-H., Roberto F.-P., and M.-T. Chicote, *Organometallics*, 2011, **30**, 1079-1093.
- 5 a) W. Q. Kong, E. Merino, and C. Nevado, *Angew. Chem. Int. Ed.*, 2014, **53**, 5078-5082; b) L. Li, Y.-L. Zhao, H. Wang, Y.-J. Li, X. X. Xu and Q. Liu, *Chem. Commun.*, 2014, **50**, 6458-6460; c) W. Q. Kong, M. Casimiro, N. Fuentes, E. Merino and C. Nevado, *Angew. Chem. Int. Ed.*, 2013, **52**,

- 13086-13090; d) L. Li, M. Deng, S.-C. Zheng, Y.-P. Xiong, B. Tan and X.-Y. Liu, *Org. Lett.*, 2014, **16**, 504-507; e) W. Q. Kong, E. Merion and C. Nevado, *Angew. Chem. Int. Ed.*, 2014, **53**, 5078-5082; f) M.-B. Zhou, R.-J. Song, X.-H. Ouyang, Y. Liu, W.-T. Wei, G.-B. Deng and J.-H. Li, *Chem. Sci.*, 2013, **4**, 2690-2694.
- 6 a) W. Gong, L. Xu, T. Ji, P. Xie, X. Qi, C. U. Pittman, A. Zhou *RSC Adv.*, 2014, **4**, 6854-6857; b) M. Wasa and J.-Q. Yu, *J. Am. Chem. Soc.*, 2008, **130**, 14058-14059; c) C. G. Jia, T. Kitamura and Y. Fujiwara, *Acc. Chem. Res.*, 2001, **34**, 633-639; d) G. Evano, N. Blanchard and M. Toumi, *Chem. Rev.*, 2008, **108**, 3054-3131; e) C. V. Galliford and K. A. Scheidt, *Angew. Chem. Int. Ed.*, 2007, **46**, 8748-8758; f) B.-X. Tang, R.-J. Song, C.-Y. Wu, Y. Liu, M.-B. Zhou, W.-T. Wei, G.-B. Deng, D.-L. Yin and J.-H. Li, *J. Am. Chem. Soc.* 2010, **132**, 8900-8902; g) H.-L. Wei, T. Piou, J. Dufour, L. Neuville and J.-P. Zhu, *Org. Lett.*, 2011, **13**, 2244-2247.
- 7 a) W. Wei and J.-X. Ji, *Angew. Chem. Int. Ed.* 2011, **50**, 9097-9099; b) J.-L. Wu, X.-L. Cui, L.-M. Chen, G.-J. Jiang and Y.-J. Wu, *J. Am. Chem. Soc.* 2009, **131**, 13888-13889; c) M. Schmittel, and A. Burghart, *Angew. Chem. Int. Ed.* 1997, **36**, 2550-2589; d) A. E. Wendlandt, A. M. Suess, and S. S. Stahl, *Angew. Chem. Int. Ed.*, 2011, **50**, 11062-11087; e) A. Pinto, Y.-X. Jia and L. Neuville, J. P. Zhu, *Chem. Eur. J.*, 2007, **13**, 961-967; f) X. Mu, T. Wu, H.-Y. Wang, Y.-L. Guo and G.-S. Liu, *J. Am. Chem. Soc.* 2012, **134**, 878-881; g) S. Jaegli, J. Dufour, H.-L. Wei, T. Piou, X.-H. Duan, J.-P. Vors, L. Neuville and J.-P. Zhu, *Org. Lett.*, 2010, **12**, 4498-4501.

Graphic abstract

