

Organic & Biomolecular Chemistry

Accepted Manuscript



This is an *Accepted Manuscript*, which has been through the Royal Society of Chemistry peer review process and has been accepted for publication.

Accepted Manuscripts are published online shortly after acceptance, before technical editing, formatting and proof reading. Using this free service, authors can make their results available to the community, in citable form, before we publish the edited article. We will replace this *Accepted Manuscript* with the edited and formatted *Advance Article* as soon as it is available.

You can find more information about *Accepted Manuscripts* in the [Information for Authors](#).

Please note that technical editing may introduce minor changes to the text and/or graphics, which may alter content. The journal's standard [Terms & Conditions](#) and the [Ethical guidelines](#) still apply. In no event shall the Royal Society of Chemistry be held responsible for any errors or omissions in this *Accepted Manuscript* or any consequences arising from the use of any information it contains.

Cite this: DOI: 10.1039/c0xx00000x

www.rsc.org/xxxxxx

ARTICLE TYPE

Synthesis of Allylated Quinolines/Isoquinolines via Palladium-Catalyzed Cyclization-Allylation of Azides and Allyl Methyl Carbonate

Jiang Luo,^a Zhibao Huo,^{*a} Jun Fu,^a Fangming Jin,^a Yoshinori Yamamoto^b

Received (in XXX, XXX) Xth XXXXXXXXX 20XX, Accepted Xth XXXXXXXXX 20XX

DOI: 10.1039/b000000x

A novel and efficient strategy for the one-step synthesis of allylated quinolines and isoquinolines via palladium-catalyzed cyclization-allylation of azides and allyl methyl carbonate is first developed. The results indicated that the regioselective synthesis of allyl- and diallyl-substituted quinolines/isoquinolines depends on the different substituted groups at R¹ and R⁴ positions, such as H or other groups. The reactions proceed smoothly in the presence of Pd(PPh₃)₄ and K₃PO₄ or NaOAc in DMF at 100 °C to give the corresponding allyl- and diallyl-substituted quinolines and isoquinolines in good to high yields.

Introduction

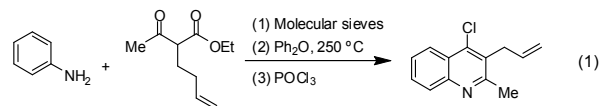
Isoquinolines and quinolines are two important classes of heterocyclic compounds because of their wide utility. Substituted isoquinolines and quinolines are often found as structural framework in many biologically active natural products and pharmaceuticals, their physical properties make them beneficial as functional materials¹. Furthermore, substituted isoquinolines and quinolines can also be used as organocatalysts and meaningful tools for the syntheses of chiral molecules with high enantioselectivity². In particular, allyl-substituted quinolines/isoquinolines are of special interest because the allyl group sometimes plays an important role in the compound's bioactivity³. Besides that, the presence of allyl group makes further cyclization feasible⁴.

Owing to their potential usefulness, the synthetic methods for quinoline/isoquinoline derivatives have been extensively studied since its discovery by Gerhardt in 1842⁵⁻⁶. Currently, one of the frequently used methods for allyl-substituted quinolines/isoquinolines is the coupling between halogen-containing quinolines/isoquinolines and allylic substrates over metal-catalysts⁷. However, a severe drawback of the substitution is that the reaction only works with halogen-containing quinolines/isoquinolines. Thus, its application is limited.

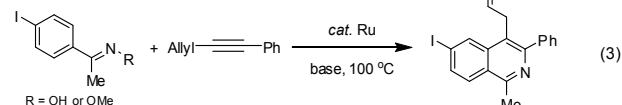
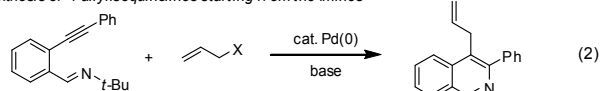
Recently, several new synthetic methods for the synthesis of allyl-substituted quinolines/isoquinolines were developed as shown in Scheme 1. Tempone *et al.*³ reported a two-step process for the synthesis of 3-allylquinolines from the amine and allyl substrates in 2005 (Eq. 1). Larock *et al.*⁸ reported an efficient and practical method for the synthesis of 4-allylisoquinolines using *o*-(1-Alkynyl)benzaldehydes and allyl halides as starting materials and gave moderate yield (Eq. 2). More recently, Jegamohan *et al.*⁹ reported the intermolecular synthesis of 4-allylisoquinolines from the imines in the presence of RuCl₂(*p*-cymene)₂ and gave 55% yield (Eq. 3). Although significant progress has been made in the synthesis of allyl-substituted

Previous studies

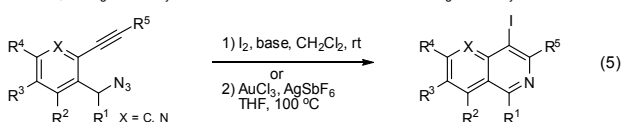
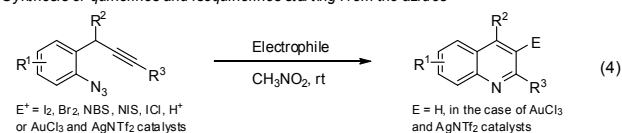
(1) Synthesis of 3-allylquinoline starting from the amines^[3]



(2) Synthesis of 4-allylisoquinolines starting from the imines^[8-9]

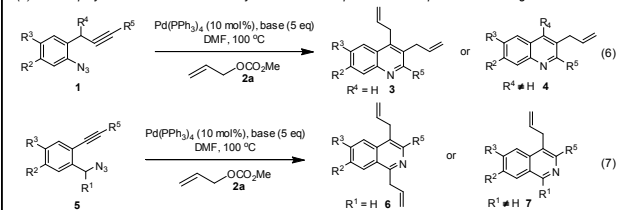


(3) Synthesis of quinolines and isoquinolines starting from the azides^[10-11]



This Work

(4) One-step synthesis of mono- and diallyl-substituted isoquinolines and quinolines starting from the azides



Scheme 1 Background and New Reactions

quinolines/isoquinolines, the reactions hitherto developed still have some limitations, such as high reaction temperature, long reaction time. Therefore, the development of efficient methods for the synthesis of allyl-substituted quinolines/ isoquinolines is highly desired.

Previously, we reported the synthesis of substituted quinolines via electrophilic cyclization of 1-azido-2-(2-propynyl) benzenes in the presence of electrophilic reagents or electrophilic catalysts (Eq. 4)¹⁰. Also we reported metal-catalyzed or nonmetal-catalyzed synthesis of substituted dihydroisoquinolines, and iodine-mediated or gold-catalyzed synthesis of substituted isoquinolines (Eq. 5)¹¹. Encouraged by the findings above, we have developed an effective strategy for the regioselective one-step synthesis of allylated quinolines via the palladium-catalyzed cyclization-allylation reaction of 1-azido-2-(2-propynyl) benzene **1** and allyl methyl carbonate **2a**¹². The corresponding 3, 4-diallylquinoline **3a** in 69% yield in the case of R⁴ = H and 3-allylquinoline **4** in 67% yield in the case of R⁴ ≠ H were obtained in the presence of Pd(PPh₃)₄ and K₃PO₄ or NaOAc in DMF at 100 °C. In addition, we newly found that 1,4-diallylisoquinolines **6** and 4-allylisoquinolines **7** could also be synthesized from 2-alkynyl benzyl azides **5** and allyl methyl carbonate **2a** under mild reaction conditions. To the best of our knowledge, it is the first time for the one-step synthesis of 1,4-diallylisoquinolines **6** and 4-allylisoquinolines **7** via palladium-catalyzed cyclization-allylation of azides and allyl methyl carbonate to date. Furthermore, this palladium-catalyzed reaction is mechanistically interesting, compared to the Au⁺-catalyzed and I⁺-mediated reactions, as mentioned later. Herein, we report a detailed investigation of these synthetic methods for the allyl- and diallyl-substituted quinolines and isoquinolines.

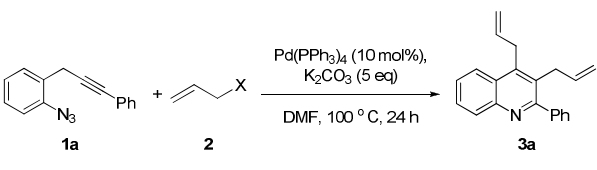
Results and Discussion





Synthesis of 3-allylquinolines and 3,4-diallylquinolines from azides and allyl methyl carbonate

Initially, we selected 1-azido-2-(3-phenylprop-2-ynyl) benzene **1a** as a model substrate to screen allyl sources. The results are summarized in Table 1. When allyl methyl carbonate **2a** was used, the reaction proceeded smoothly and gave the desired 3, 4-diallylquinoline **3a** in 47% isolated yield (entry 1). Allyl chloride **2b** produced the desired product **3a** in low yield (entry 2). No desired product was obtained with allyl tributyltin **2c** (entry 3). Allyl acetate **2d**, giving the product **3a** in 39% isolated yield together with unidentified products (entry 4). Also, the use of **2a** together with **2d** produced **3a** in lower yield (entry 5). Thus, allyl methyl carbonate was utilized as an allyl source for further optimization of reaction conditions.

Our research focused on the optimization of palladium catalysts, solvents, bases and temperatures, and the results are summarized in Table 2. No desired product **3a** was obtained in the absence of palladium catalyst (entry 1). A yield of 26% was

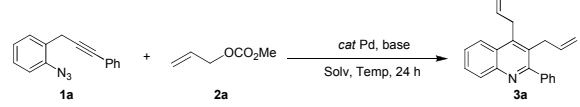
Table 1 Screening of the Allyl Sources.



Entry	Allyl sources	3a, Yield (%) ^a
1	 2a	52 (47) ^b
2	 2b	23
3	 2c	0
4	 2d	44 (39) ^b
5	2a + 2d	21 ^c

^a ¹H NMR yield was determined by using *p*-xylene as an internal standard. ^b Isolated yield is shown in parentheses. ^c 2.5 eq **2a** and 2.5 eq **2d** were used respectively.

Table 2 Optimization of the Reaction Conditions^a



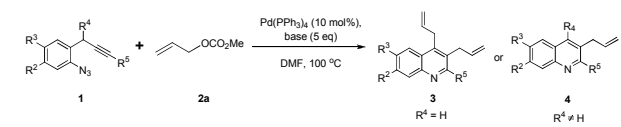
Entry	cat Pd	Bases	Solvent	Yield (%) ^b	SM recov. (%) ^b
1	-	K ₃ CO ₃	DMF	0	0
2	Pd ₂ (dba) ₃ ·CHCl ₃ (5 mol%)	K ₃ CO ₃	DMF	4	0
3	Pd ₂ (dba) ₃ ·CHCl ₃ (5 mol%) ^c	K ₃ CO ₃	DMF	8	0
4	Pd ₂ (dba) ₃ ·CHCl ₃ (5 mol%) ^d	K ₃ CO ₃	DMF	35	0
5	Pd(PPh ₃) ₄	-	DMF	26	0
6	Pd(PPh ₃) ₄	K ₂ CO ₃	DMF	(47) ^e	0
7	Pd(PPh ₃) ₄	Na ₂ CO ₃	DMF	42	0
8	Pd(PPh ₃) ₄	NaHCO ₃	DMF	46	0
9	Pd(PPh ₃) ₄	NaOH	DMF	56	0
10	Pd(PPh ₃) ₄	NaOAc	DMF	66	0
11	Pd(PPh ₃) ₄	K ₃ PO ₄	DMF	75 (69) ^e	0
12	Pd(PPh ₃) ₄	KH ₂ PO ₄	DMF	37	0
13	Pd(PPh ₃) ₄	Et ₃ N	DMF	48	0
14	Pd(PPh ₃) ₄	K ₃ PO ₄	1,4-dioxane	27	5
15	Pd(PPh ₃) ₄	K ₃ PO ₄	AcOEt	29	8
16	Pd(PPh ₃) ₄	K ₃ PO ₄	Benzene	26	11
17	Pd(PPh ₃) ₄	K ₃ PO ₄	CH ₃ CN	66	0
18	Pd(PPh ₃) ₄	K ₃ PO ₄	CH ₃ CN+H ₂ O	15	0
19	Pd(PPh ₃) ₄	K ₃ PO ₄	THF	30	8
20	Pd(PPh ₃) ₄ ^f	K ₃ PO ₄	DMF	69 (60) ^e	0
21	Pd(PPh ₃) ₄ (5 mol%)	K ₃ PO ₄	DMF	63	0
22	Pd(PPh ₃) ₄	K ₃ PO ₄ (3 eq)	DMF	65 (59) ^e	0

^a The reactions were performed with **1a** (0.05 mmol) and **2a** (5 eq) in the presence of Pd catalyst (10 mol%) and base (5 eq) in 1 mL DMF at 100 °C for 24 h under a argon atmosphere. ^b ¹H NMR yield was determined by using *p*-xylene as an internal standard. ^c 5 mol% XantPhos was used. ^d 10 mol% S-Phos was used. ^e Isolated yield is shown in parentheses. ^f The reaction temperature was 80 °C.

obtained when the reaction was carried out in the presence of Pd(PPh₃)₄ but in the absence of base (entry 5). This result indicated the importance of the combined use of both palladium catalyst and base. Next we tested two palladium catalysts, Pd₂(dba)₃·CHCl₃ and Pd(PPh₃)₄, respectively (entries 2-4 and 6), the latter gave a much better result. The use of ligands, XantPhos and S-Phos, gave 8% and 35% yields in the presence of

$\text{Pd}(\text{dba})_3\text{CHCl}_3$, respectively (entries 3 and 4). Among the various bases we investigated (entries 6-13), the use of K_3PO_4 and NaOAc afforded **3a** in high yields (entries 10 and 11). The screening of various solvents, such as 1, 4-dioxane, AcOEt , benzene, CH_3CN , $\text{CH}_3\text{CN}+\text{H}_2\text{O}$, THF and DMF, revealed that solvents played an important role in the formation of **3a** (entries 11, 14-19). DMF was found to be the most suitable solvent, and the product **3a** was obtained in 69% isolated yield (entry 11). The decrease in reaction temperature to 80 °C gave the product **3a** in 60% isolated yield (entry 20). Decreasing the amounts of base and catalyst resulted in lower yields (entries 21 and 22).

Table 3 Synthesis of 3,4-diallylquinolines with various substrates ^a

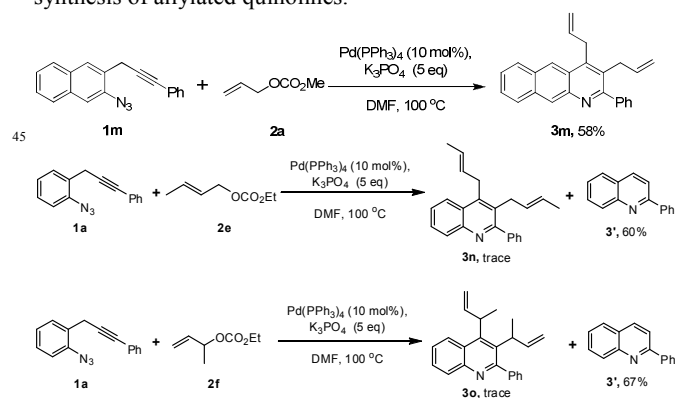


Entry	Substrate 1	R ²	R ³	R ⁴	R ⁵	Methods	3 or 4	Time (h)	Yield (%) ^b
1	1a	H	H	H	Ph	A	3a	5	69
2	1b	H	H	H	<i>p</i> -Me-Ph	A	3b	4	66
3	1c	H	H	H	3,5-F ₂ -Ph	A	3c	3	55
4	1d	H	H	H	cyclohexyl	B	3d	24	38
5	1e	H	H	H	3-Me-Ph	A	3e	5	60
6	1f	H	H	H	<i>p</i> -Cl-Ph	A	3f	5	64
7	1g	H	Br	H	<i>p</i> -Me-Ph	A	3g	5	42
8	1h	H	Br	H	Ph	B	3h	2	45
9	1i	H	Cl	H	Ph	A	3i	5	33
10	1j	H	H	H	H	A	-	5	n.d. ^c
11	1k	H	H	OAc	Ph	B	4	5	67

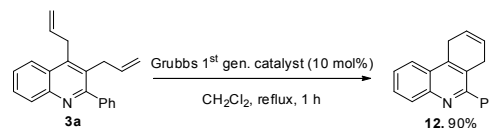
^a All the reactions were carried out using 0.05 mmol of **1** and 5 eq of **2** in the presence of $\text{Pd}(\text{PPh}_3)_4$ (10 mol%) under argon atmosphere in 1 mL DMF at 100 °C; method A, DMF (1 mL), K_3PO_4 (5 eq); method B, NaOAc (5 eq). ^b Isolated yield. ^c Not determined.

With the optimized conditions in hand, we carried out the reactions between various 1-azido-2-(2-propynyl) benzenes **1** and allyl methyl carbonate **2a**, and the results are summarized in Table 3. The substrate **1b**, having a methyl at the *para*-position of the aromatic ring, afforded the corresponding cyclized product **3b** in 66% isolate yield through method A (entry 2). The substrate **1c**, bearing fluorine atoms at 3,5-positions on the aromatic ring, afforded the desired product **3c** in 55% yield (entry 3). Furthermore, the substrates **1d**, having a cyclohexyl group at the alkyne terminus, gave the expected products **3d** in moderate yields with method B (entries 4); Here, a mixture of unidentified by-products were formed, but they were easily separated from the desired quinoline by column chromatography. It is noteworthy that the method B gave a little higher yield than the method A, although it took a longer reaction time. The substrates **1e** and **1f**, having a methyl at the *meta*-position and a chloro group at *para*-position of the aromatic ring, afforded products **3e** and **3f** in 60% and 64% isolate yield through method A (entries 5 and 6). The substrates **1g**, **1h** and **1i**, in which the aromatic ring was substituted with bromo and chloro groups, afforded the corresponding products **3g**, **3h** and **3i** in moderate yields, respectively (entries 7-9). The reaction led to a mixture and no products **3** and/or **4** were observed when substrate **1j** ($\text{R}^5 = \text{H}$) reacted with **2a** (entry 10). It is noteworthy that the reaction of **1k**, having OAc group at R^4 (at the benzylic position), proceeded smoothly and gave the 3-allylquinoline **4** in 67% isolated yield

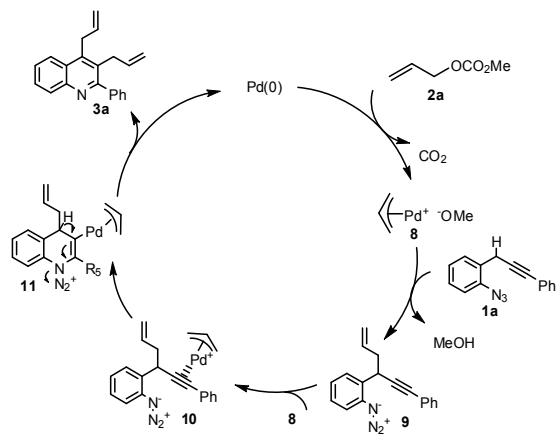
(entry 11). The substrate **1m** afforded the desired product **3m** in 58% yield with method B. On the basis of the results above, it clearly indicated that R^4 group plays a key role in the selective synthesis of allylated quinolines.



Other substituted allyl carbonates such as crotyl ethyl carbonate **2e** and ethyl 2-methylallyl carbonate **2f**, instead of allyl methyl carbonate **2a**, were also investigated and gave only trace amounts of the products **3n** and **3o**. 2-phenylquinoline **3'** as main product¹⁰ was formed. Next, we investigated the feasibility of the ring closing metathesis reaction¹³ of **3a**. The reaction of **3a** was carried out in CH_2Cl_2 at reflux for 1 h in the presence of 10 mol% Grubbs' first generation catalyst and obtained the desired cyclization product **12** in 90% yield.

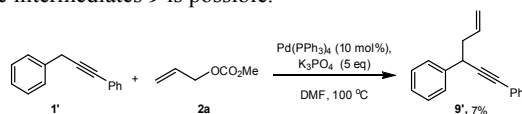


A proposed mechanism for the formation of 3,4-diallylquinoline **3a** via palladium-catalyzed cyclization-allylation reaction of 1-azido-2-(2-propynyl) benzene **1a** and allyl methyl carbonate **2a** is illustrated in Scheme 2. Initially, $\text{Pd}(0)$ reacts with allyl methyl carbonate **2a** to form the π -allyl palladium species **8**^{14, 15} with concomitant evolution of CO_2 . Deprotonation of propargylic proton of **1a** takes place with methoxide formed. Then nucleophilic attack of propargylic anion to allylpalladium cation to result in propargylic allylation **9** and regeneration of $\text{Pd}(0)$. Next, oxidative addition of allyl methyl carbonate **2a** occurs again to form **8**, the intermediate **9** reacts with **8** again to generate intermediate **10** and subsequent nucleophilic attack of a nitrogen atom to the electron-deficient alkyne forms an intermediate **11**. Finally, elimination of N_2 and H^+ , together with elimination of $\text{Pd}(0)$, produces 3,4-diallylquinoline **3a**. It is noteworthy that, for the azide-alkyne cyclization, $\text{Pd}(II)$ acts similarly as I^- reagent, Bronsted acid and Au catalyst. Perhaps, the most important point of the present Pd methodology, compared to the previous Au^+ and I^+ methods,¹³ is that the Pd -catalyzed azide-alkyne cyclization is able to incorporate another organic ligand of Pd (see **9**), which is allyl in present, into quinoline framework.



Scheme 2 A Proposed Mechanism for the Formation of **3a**.

On the basis of the proposed mechanism in Scheme 2, we conducted some the experiments under the optimized reaction conditions to investigate the formation of the intermediates in this process. Firstly, allylated alkyne **9** as starting material was prepared in order to investigate the feasibility for the synthesis of 3,4-diallylquinoline **3a**. However, we did not get compound **9** at all. Next, the substrate **1'** without azide was used to test if the similar allylation product **9'** would be formed. As a result, compound **9'** was observed in mixture and gave 7% NMR yield by ¹H NMR and GC-MS. The result suggests that the formation of the intermediates **9** is possible.



Synthesis of 4-allylisoquinolines and 1,4-diallylisoquinolines from azides and allyl methyl carbonate

Encouraged by the successful synthesis of 3-allylquinoline **4** and 3,4-diallylquinolines **3a**, we used 2-alkynyl benzyl azides **5** as starting materials, instead of 1-azido-2-(2-propynyl) benzene **1a**, to synthesize 4-allylisoquinolines **7** and 1,4-diallylisoquinolines **6**. The similar reaction conditions in the synthesis of allylated quinoline are also effective for isoquinoline synthesis (see Table S1 in supporting information).

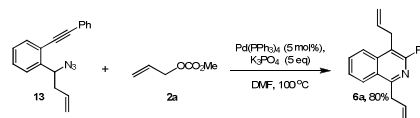
The scopes of the cyclization-allylation reactions of 2-alkynyl benzyl azides **5** and allyl methyl carbonate **2a** are examined, and the results are summarized in Table 4. Firstly, the reactions for the synthesis of 1,4-diallylisoquinolines are carried out when R¹ = H (entries 1-5). An arylacetylene bearing a methoxy group **5b** on the aromatic ring afforded the corresponding product **6b** in 51% yield (entry 2). The substrates **5c**, in which the aromatic ring was substituted with chloro group, gave the product **6c** in 55% yield (entry 3). The reaction of **5d**, having 1-cyclohexenyl substituent at R⁵ gave the corresponding product **6d** in 41% yield (entry 4). The substrates **5e**, having a 3,4-di-RO substituent on the aromatic ring gave the product **6e** in 52% yield (entry 5). Next, synthesis

Table 4 Synthesis of Allylisoquinolines with Various Substrates^a

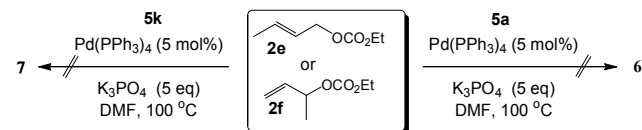
Entry	Substrate 5	R ¹	R ²	R ³	R ⁵	6 or 7	Time (h)	Yield (%) ^b
1	5a	H	H	H	Ph	6a	5	86
2	5b	H	H	H	<i>p</i> -OMe-Ph	6b	14	51
3	5c	H	Cl	H	Ph	6c	4	55
4	5d	H	H	H	1-cyclohexenyl	6d	5	41
5	5e	H	—O—CH ₂ —O—	H	Ph	6e	5	52
6	5f	Me	H	H	Ph	7a	2	85
7	5g	Ph	H	H	Ph	7b	5	93
8	5h	Ph	Cl	H	Ph	7c	5	87
9	5i	Ph	H	H	cyclohexyl	7d	5	79
10	5j	Me	—O—CH ₂ —O—	H	Ph	7e	12	81
11	5k	Me	—O—CH ₂ —O—	H	<i>p</i> -tolyl	7f	5	90
12	5m	Ph	—O—CH ₂ —O—	H	<i>p</i> -Cl-Ph	7g	10	60
13	5n	Me	H	H	<i>p</i> -F-Ph	7h	3	93
14	5o	Ph	H	H	3-Me-Ph	7i	3	89

^a All the reactions were carried out using **5** (0.05 mmol) and **2a** (5 eq) in the presence of Pd(PPh₃)₄ (5 mol%) under argon atmosphere in 1 mL DMF at 100 °C; ^b Isolated yield.

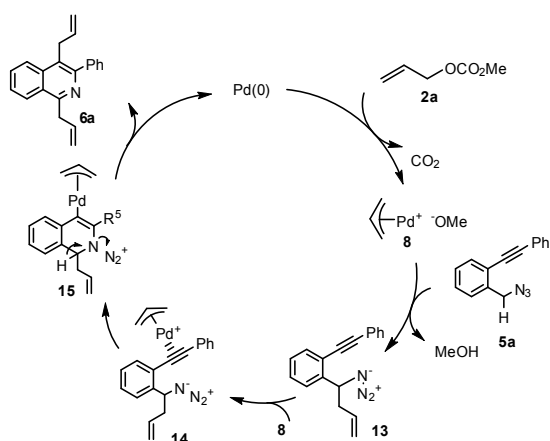
of 4-allylisoquinolines **7** are investigated using more highly substituted substrates when R¹ ≠ H (entries 6-14). The **5f** and **5g** substituted with methyl and phenyl groups at R¹ position proceeded without problems and gave products **7a** and **7b** in 85% and 93% yields, respectively (entries 6 and 7). The substrate **5h** gave the product **7c** in 87% yield (entry 8). The reaction of **5i**, having cyclohexyl group at R⁵ gave the corresponding product **7d** in 79% yield (entry 9). The substrates **5j**, **5k** and **5m** having 3,4-di-RO substituents on the aromatic ring gave the products **7e**, **7f** and **7g** in 81%, 90% and 60% yields, respectively (entries 10, 11 and 12). The reactions of **5n** and **5o**, having methyl and phenyl groups at R¹ position gave the corresponding product **7h** and **7i** in 93% and 89% yields, respectively (entry 13 and 14). A substrate **13**, having allyl group at R¹ proceeded smoothly and gave products **6a** in 80% yield. From the results above, we found that the substrates (R¹ = H) gave less yields than the more highly substituted substrates (R² ≠ H). The observations might indicate that the palladium-catalyzed cyclization-allylation reaction is able to incorporate another organic ligand of Pd (see **13** in Scheme 3), which is allyl in present, into isoquinoline framework.



Two substituted allyl carbonates such as crotyl ethyl carbonate **2e** and ethyl 2-methylallyl carbonate **2f**, instead of allyl methyl carbonate **2a**, were also investigated. Unfortunately, the allyl sources **2e** and **2f** are ineffective for the substrates **5a** and **5k**, and only trace amounts of the diallyl-substituted isoquinolines and allyl-substituted isoquinolines were detected in the mixture by ¹H NMR and GC-MS analysis.

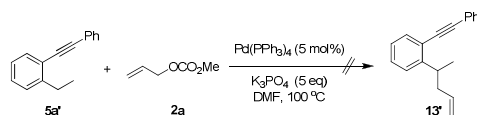


A plausible reaction pathway for the synthesis of 1,4-diallylisoquinoline **6a** via Pd-catalyzed cyclization-allylation reaction of 2-alkynyl benzyl azide **5a** and allyl methyl carbonate **2a** is shown in Scheme 3. Similar to the previous observation in the synthesis of compounds **3a** (see Scheme 2), initially, Pd(0) reacts with allyl methyl carbonate **2a** to form the π -allyl palladium species **8**^{14, 15} with concomitant evolution of CO₂. Deprotonation of benzylic proton of **5a** takes place with methoxide formed. Then nucleophilic attack of benzylic anion to allylpalladium cation to result in benzylic allylation **13** and regeneration of Pd(0)¹⁶. Next, oxidative addition of allyl carbonate **2a** occurs again to form **8**, the intermediate **13** reacts with **8** again to generate intermediate **14** and subsequent nucleophilic attack of a nitrogen atom to the electron-deficient alkyne forms an intermediate **15**. Finally, elimination of N₂ and H⁺, together with elimination of Pd(0), produces 1,4-diallylisoquinoline **6a**.



Scheme 3 A Plausible Reaction Pathway for the Formation of **6a**.

As mentioned above, the reaction of the compound **13** proceeded smoothly and gave **6a** in 80% yield under the optimized conditions. It showed that the formation of the intermediate **13** in this process is possible. Next, the reaction of **5a'** was carried out in order to investigate the role of the azide group in this process, no expected compound **13'** was observed in the absence of azide group. It indicated that the electron-withdrawing effect of azide moiety is necessary for the allylation process.



Conclusion

We have first developed an effective strategy for the

regioselective one-step synthesis of allylated quinolines/isoquinolines via the palladium-catalyzed cyclization-allylation reaction of azides and allyl methyl carbonate. As a result, allylated quinolines/isoquinolines were obtained in good to high yields. R¹ and R⁴ groups play a key role for the transformation. Diallyl-substituted quinolines/isoquinolines are achieved when R¹ = R⁴ = H, while allyl-substituted quinolines/isoquinolines are achieved when R¹ ≠ H and R⁴ ≠ H. The present studies provide useful methods for the synthesis of allylated quinolines/isoquinolines with a wide variety of substrates. Further works to expand the scope and synthetic utility of this methodology to the synthesis of biologically important natural and unnatural compounds are in progress.

Experimental Section

General Information

¹H and ¹³C NMR spectra were operated at 400 MHz and 100 MHz, respectively. The reactions were monitored by thin-layer chromatography (TLC). Column chromatography was performed on neutral silica gel (60N, 45-75 μ m) and hexane/AcOEt (5:1) was used as an eluent. The Pd(PPh₃)₄ was prepared according to the literature procedure.¹⁷ All starting materials used in our study were prepared in the laboratory. Substrates **5a-5o** were prepared according to the reported literatures.^{11b, 11d} The procedures and analytical data of **5a**, **5b**, **5d**, **5f**, **5g** and **5j-5k** should be seen in our previous literatures.^[11b, 11d] Substrate **5a'** was prepared according to the reported literatures.¹⁸ TLC was performed on aluminum-precoated plates of silica gel 60 with an HSGF254 indicator and visualized under UV light or developed by immersion in the solution of 0.6% KMnO₄ and 6% K₂CO₃ in water.

2-(azidomethyl)-4-chloro-1-(phenylethynyl)benzene (**5c**).

Yellow oil (883.4 mg, 33%); ¹H NMR (400 MHz, CDCl₃) δ 4.61 (s, 2H), 7.33-7.29 (t, *J* = 8.2 Hz, 1H), 7.40-7.34 (m, 3H), 7.41 (s, 1H), 7.50-7.46 (d, *J* = 7.2 Hz, 1H), 7.58-7.54 (m, 2H). ¹³C NMR (100 MHz, CDCl₃) δ 52.8, 85.5, 95.5, 121.1, 122.5, 128.4, 128.5, 128.5, 128.9, 131.6, 133.5, 134.6, 139.0. IR (KBr) 3058, 2923, 2098, 1496, 1259, 1103, 825, 750, 686 cm⁻¹. HRMS-ESI (*m/z*) [*M*]⁺ Calcd for C₁₅H₁₁N₃Cl [*M* + H]⁺ 268.0642; Found 268.0639.

5-(azidomethyl)-6-(phenylethynyl)benzo[d][1,3]dioxole (**5e**).

Yellow oil (804.1 mg, 29%); ¹H NMR (400 MHz, CDCl₃) δ 4.54 (s, 2H), 6.02 (s, 2H), 6.87 (s, 1H), 7.01 (s, 1H), 7.38-7.33 (m, 3H), 7.57-7.49 (m, 2H). ¹³C NMR (100 MHz, CDCl₃) δ 53.1, 86.7, 93.1, 101.7, 109.1, 111.8, 116.2, 122.9, 128.4, 128.4, 131.5, 132.1, 147.4, 148.3. IR (KBr) 3046, 2902, 2098, 1479, 1375, 1218, 1039, 929, 750 cm⁻¹. HRMS-ESI (*m/z*) [*M*]⁺ Calcd for C₁₆H₁₂N₃O₂ [*M* + H]⁺ 278.0930; Found 278.0931.

2-(azido(phenyl)methyl)-4-chloro-1-(phenylethynyl)benzene (**5h**).

Yellow oil (859.5 mg, 25%); ¹H NMR (400 MHz, CDCl₃) δ 6.29 (s, 1H), 7.30-7.27 (d, *J* = 8.2 Hz, 1H), 7.40-7.35 (t, *J* = 4.2, Hz, 8H), 7.50-7.45 (t, *J* = 8.0 Hz, 3H), 7.51 (s, 1H). ¹³C NMR (100 MHz, CDCl₃) δ 65.9, 85.0, 95.9, 120.6, 122.5, 127.3, 127.5, 128.2, 128.3, 128.5, 128.8, 128.8, 131.5, 133.6, 134.9, 138.3, 143.1. IR (KBr) 3064, 2931, 2098, 1491, 1265, 1103, 814, 756, 692 cm⁻¹. HRMS-ESI (*m/z*) [*M*]⁺ Calcd for C₂₁H₁₅N₃Cl [*M* + H]⁺ 344.0955; Found 344.0947.

1-(azido(phenyl)methyl)-2-(cyclohexylethynyl)benzene (5i). colourless oil (504.7 mg, 16%); ^1H NMR (400 MHz, CDCl_3) δ 1.41-1.28 (m, 3H), 1.63-1.42 (m, 3H), 1.81-1.66 (m, 2H), 1.88 (d, $J = 12.2$, 2H), 2.63 (dd, $J = 9.0$, 3.5 Hz, 1H), 6.30 (s, 1H), 7.23-7.18 (m, 1H), 7.29-7.25 (m, 2H), 7.36-7.32 (m, 5H), 7.42 (d, $J = 7.6$ Hz, 1H). ^{13}C NMR (100 MHz, CDCl_3) δ 24.9, 25.8, 29.8, 32.5, 65.9, 78.2, 100.3, 123.2, 126.9, 127.3, 127.7, 127.8, 128.0, 128.5, 132.4, 139.3, 141.0. IR (KBr) 3029, 2925, 2850, 2098, 1485, 1450, 1247, 750, 692 cm^{-1} . HRMS-ESI (m/z) [M] $^+$ Calcd for $\text{C}_{21}\text{H}_{22}\text{N}_3$ [$\text{M} + \text{H}$] $^+$ 316.1814; Found 316.1808.

5-(azido(phenyl)methyl)-6-((4-chlorophenyl)ethynyl)benzo[d][1,3]dioxole (5m). Yellow oil (1085.9 mg, 28%); ^1H NMR (400 MHz, CDCl_3) δ 6.05-5.90 (m, 2H), 6.31 (s, 1H), 6.87 (s, 1H), 6.97 (s, 1H), 7.34-7.30 (m, 3H), 7.37-7.34 (m, 4H), 7.42-7.38 (m, 2H). ^{13}C NMR (100 MHz, CDCl_3) δ 65.8, 88.0, 92.3, 101.8, 107.7, 111.5, 115.2, 126.4, 127.1, 127.4, 128.0, 128.8, 132.6, 133.7, 134.5, 139.2, 147.1, 148.7. IR (KBr) 2917, 2845, 2095, 1464, 1238, 1029, 869 cm^{-1} . HRMS-ESI (m/z) [M] $^+$ Calcd for $\text{C}_{22}\text{H}_{15}\text{N}_3\text{O}_2\text{Cl}$ [$\text{M} + \text{H}$] $^+$ 388.0853; Found 388.0864.

1-(1-azidoethyl)-2-((4-fluorophenyl)ethynyl)benzene (5n). colourless oil (955.0 mg, 36%); ^1H NMR (400 MHz, CDCl_3) δ 1.59 (d, $J = 6.8$, 3H), 5.26 (q, $J = 6.8$ Hz, 1H), 7.12-7.03 (m, 2H), 7.34-7.28 (m, 1H), 7.42-7.35 (m, 1H), 7.50-7.44 (m, 1H), 7.58-7.50 (m, 3H). ^{13}C NMR (100 MHz, CDCl_3) δ 21.0, 58.9, 86.3, 93.4, 119.0, 119.0, 121.5, 125.5, 127.7, 129.0, 132.5, 133.4, 133.5, 142.7. IR (KBr) 3066, 2982, 2089, 1506, 1232, 827, 756 cm^{-1} . HRMS-ESI (m/z) [M] $^+$ Calcd for $\text{C}_{16}\text{H}_{13}\text{N}_3\text{F}$ [$\text{M} + \text{H}$] $^+$ 266.1094; Found 266.1083.

1-(azido(phenyl)methyl)-2-(*m*-tolylethynyl)benzene (5o). Yellow oil (1811.0 mg, 56%); ^1H NMR (400 MHz, CDCl_3) δ 2.37 (s, 3H), 6.37 (s, 1H), 7.19-7.16 (m, 1H), 7.31-7.27 (m, 5H), 7.41-7.33 (m, 5H), 7.49-7.45 (m, 1H), 7.57-7.52 (m, 1H). ^{13}C NMR (100 MHz, CDCl_3) δ 21.3, 66.1, 86.6, 95.1, 122.3, 122.6, 126.7, 127.0, 127.5, 127.8, 128.0, 128.3, 128.6, 128.8, 129.5, 132.1, 132.5, 138.1, 139.1, 141.3. IR (KBr) 2917, 2851, 2095, 1470, 869, 750, 691 cm^{-1} . HRMS-ESI (m/z) [M] $^+$ Calcd for $\text{C}_{22}\text{H}_{18}\text{N}_3$ [$\text{M} + \text{H}$] $^+$ 324.1501; Found 324.1517.

1-(1-azidobut-3-enyl)-2-(phenylethynyl)benzene (13). Yellow oil (519.3 mg, 19%); ^1H NMR (400 MHz, CDCl_3) δ 2.72-2.55 (m, 2H), 5.21-5.15 (m, 2H), 5.29-5.24 (m, 1H), 5.96-5.80 (m, 1H), 7.35-7.29 (m, 1H), 7.43-7.36 (m, 4H), 7.51-7.45 (m, 1H), 7.62-7.54 (m, 3H). ^{13}C NMR (100 MHz, CDCl_3) δ 40.2, 63.4, 86.6, 94.7, 118.3, 121.8, 122.8, 126.0, 127.7, 128.4, 128.6, 128.8, 131.5, 132.4, 133.8, 141.2. IR (KBr) 2917, 2839, 2095, 1458, 910, 744, 685 cm^{-1} . HRMS-ESI (m/z) [M] $^+$ Calcd for $\text{C}_{18}\text{H}_{16}\text{N}_3$ [$\text{M} + \text{H}$] $^+$ 274.1344; Found 274.1336.

General Procedure for the Synthesis of 1,4-diallylquinoline (6)

To a 5-mL screw-capped vial equipped with a magnetic stirring bar were added 1-(azidomethyl)-2-(phenylethynyl)benzene **5a-5e** (0.05 mmol), $\text{Pd}(\text{PPh}_3)_4$ (2.9 mg, 0.0025 mmol), K_3PO_4 (53.1 mg, 0.25 mmol), allyl methyl carbonate **2a** (28.4 μL , 0.25 mmol), and DMF (1 mL). The mixture was stirred at 100 $^\circ\text{C}$. The reaction progress was monitored by TLC (hexane/ethyl acetate, 5/1). After consumption of the starting material, the reaction mixture was cooled to room temperature and filtered through a short column with the use of ethyl acetate as eluent. After the solvent was

removed under reduced pressure, the residue was purified by column chromatography (silica gel, hexane/ethyl acetate, 30/1~5/1) to provide the product **6a-6e**.

1,4-diallyl-3-phenylisoquinoline (6a). Yellow oil (12.3 mg, 86%); ^1H NMR (400 MHz, CDCl_3) δ 2.95 (dd, $J = 14.1$, 6.6 Hz, 2H), 3.12 (dd, $J = 14.1$, 7.8 Hz, 2H), 5.10-4.78 (m, 4H), 5.37-5.22 (m, 2H), 7.49-7.36 (m, 4H), 7.53 (t, $J = 7.7$ Hz, 2H), 7.93-7.85 (m, 1H), 8.02-7.94 (m, 2H). ^{13}C NMR (100 MHz, CDCl_3) δ 43.0, 71.2, 120.4, 121.2, 123.1, 127.0, 127.7, 127.7, 128.1, 128.3, 128.29, 128.7, 128.9, 128.9, 130.1, 131.5, 137.2, 139.3, 148.1. IR (KBr) 3075, 2919, 2850, 1641, 1450, 1352, 982, 923, 756, 698 cm^{-1} . HRMS-EI (m/z) [M] $^+$ Calcd for $\text{C}_{21}\text{H}_{18}\text{N}$ [$\text{M} - \text{H}$] $^+$ 284.1439; Found 284.1436.

1,4-diallyl-3-(4-methoxyphenyl)isoquinoline (6b). Yellow oil (8.0 mg, 51%); ^1H NMR (400 MHz, CDCl_3) δ 2.94 (dd, $J = 14.1$, 6.6 Hz, 2H), 3.10 (dd, $J = 14.2$, 7.8 Hz, 2H), 3.88 (s, 3H), 5.03-4.82 (m, 4H), 5.44-5.21 (m, 2H), 7.07 (t, $J = 8.6$ Hz, 2H), 7.50-7.37 (m, 3H), 7.95-7.80 (m, 3H). ^{13}C NMR (100 MHz, CDCl_3) δ 43.1, 55.4, 71.1, 114.3, 120.3, 121.0, 123.1, 124.1, 128.0, 128.0, 128.1, 128.3, 128.4, 128.7, 128.7, 130.2, 139.2, 139.2, 148.0, 159.6. IR (KBr) 3071, 2914, 2848, 1727, 1612, 1503, 1357, 1248, 1030, 915, 828, 769 cm^{-1} . HRMS-EI (m/z) [M] $^+$ Calcd for $\text{C}_{22}\text{H}_{20}\text{NO}$ [$\text{M} - \text{H}$] $^+$ 314.1545; Found 314.1544.

1,4-diallyl-7-chloro-3-phenylisoquinoline (6c). Yellow oil (8.8 mg, 55%); ^1H NMR (400 MHz, CDCl_3) δ 2.94 (dd, $J = 14.1$, 6.6 Hz, 2H), 3.12 (dd, $J = 14.2$, 7.8 Hz, 2H), 5.08-4.87 (m, 4H), 5.37-5.24 (m, 2H), 7.46-7.37 (m, 3H), 7.53 (t, $J = 7.6$ Hz, 2H), 7.79 (t, $J = 8.1$ Hz, 1H), 7.93 (d, $J = 7.7$ Hz, 2H). ^{13}C NMR (100 MHz, CDCl_3) δ 42.9, 71.2, 120.9, 122.1, 123.6, 126.4, 127.0, 128.3, 128.5, 129.0, 129.0, 129.1, 129.6, 129.7, 131.2, 134.3, 136.3, 139.4, 149.9. IR (KBr) 3081, 2907, 2844, 1641, 1444, 1346, 982, 774, 692 cm^{-1} . HRMS-EI (m/z) [M] $^+$ Calcd for $\text{C}_{21}\text{H}_{17}\text{NCl}$ [$\text{M} - \text{H}$] $^+$ 318.1050; Found 318.1047.

1,4-diallyl-3-cyclohexenylisoquinoline (6d). Yellow oil (5.9 mg, 41%); ^1H NMR (400 MHz, CDCl_3) δ 1.78-1.70 (m, 2H), 1.88-1.79 (m, 2H), 2.35-2.27 (m, 2H), 2.72-2.63 (m, 2H), 2.89 (dd, $J = 14.0$, 6.8 Hz, 2H), 3.05 (dd, $J = 14.1$, 7.8 Hz, 2H), 5.08-4.82 (m, 4H), 5.31-5.20 (m, 2H), 6.55-6.43 (m, 1H), 7.45-7.35 (m, 3H), 7.78-7.72 (m, 1H). ^{13}C NMR (100 MHz, CDCl_3) δ 22.2, 22.6, 25.6, 27.2, 29.7, 43.1, 70.7, 120.2, 121.5, 122.9, 126.8, 127.8, 128.2, 128.5, 128.6, 129.2, 130.2, 136.2, 139.6, 141.4, 147.9. IR (KBr) 3075, 2925, 2856, 1727, 1641, 1450, 993, 923, 762 cm^{-1} . HRMS-EI (m/z) [M] $^+$ Calcd for $\text{C}_{21}\text{H}_{22}\text{N}$ [$\text{M} - \text{H}$] $^+$ 288.1752; Found 288.1755.

5,8-diallyl-7-phenyl-[1,3]dioxolo[4,5-g]isoquinoline (6e). Yellow oil (8.6 mg, 52%); ^1H NMR (400 MHz, CDCl_3) δ 2.88 (dd, $J = 14.1$, 6.6 Hz, 2H), 3.07 (dd, $J = 14.1$, 7.7 Hz, 2H), 5.08-4.87 (m, 4H), 5.37-5.26 (m, 2H), 6.08 (s, 2H), 6.88 (s, 1H), 7.30 (s, 1H), 7.38 (t, $J = 7.4$ Hz, 1H), 7.51 (t, $J = 7.3$ Hz, 2H), 7.90 (d, $J = 7.6$ Hz, 2H). ^{13}C NMR (100 MHz, CDCl_3) δ 43.1, 70.9, 102.0, 102.2, 104.2, 120.4, 121.3, 126.9, 127.9, 128.9, 128.9, 130.1, 130.1, 131.6, 131.6, 137.1, 138.1, 142.3, 148.1, 148.2. IR (KBr) 3081, 2913, 1641, 1467, 1352, 1271, 1039, 918, 779, 692 cm^{-1} . HRMS-EI (m/z) [M] $^+$ Calcd for $\text{C}_{22}\text{H}_{18}\text{NO}_2$ [$\text{M} - \text{H}$] $^+$ 328.1338; Found 328.1333.

General Procedure for the Synthesis of 4-allyl-1-methyl-3-phenylisoquinoline (7)

To a 5-mL screw-capped vial equipped with a magnetic stirring bar were added 1-(azidomethyl)-2-(phenylethynyl)benzene **5f-5k** (0.05 mmol), Pd(PPh₃)₄ (2.9 mg, 0.0025 mmol), K₃PO₄ (53.1 mg, 0.25 mmol), allyl methyl carbonate **2a** (28.4 μL, 0.25 mmol), and DMF (1 mL). The mixture was stirred at 100 °C. The reaction progress was monitored by TLC (hexane/ethyl acetate, 5/1). After consumption of the starting material **5f-5k**, the reaction mixture was cooled to room temperature and filtered through a short column with the use of ethyl acetate as eluent. After the solvent was removed under reduced pressure, the residue was purified by column chromatography (silica gel, hexane/ethyl acetate, 30/1~5/1) to provide the product **7a-7f**.

4-allyl-1-methyl-3-phenylisoquinoline (7a). Yellow oil (11.0 mg, 85%); ¹H NMR (400 MHz, CDCl₃) δ 1.88 (s, 3H), 2.92 (dd, *J* = 14.1, 6.6 Hz, 1H), 3.05 (dd, *J* = 14.1, 7.9 Hz, 1H), 5.03-4.87 (m, 2H), 5.39-5.28 (m, 1H), 7.49-7.36 (m, 4H), 7.53 (t, *J* = 7.7 Hz, 2H), 7.88 (t, *J* = 7.3 Hz, 1H), 7.97 (d, *J* = 7.9 Hz, 2H). ¹³C NMR (100 MHz, CDCl₃) δ 25.5, 44.4, 120.3, 121.2, 122.7, 126.9, 127.1, 128.1, 128.4, 128.7, 128.9, 128.9, 130.4, 131.5, 136.4, 139.5, 150.2. IR (KBr) 3070, 2982, 2925, 1641, 1444, 1352, 988, 918, 762, 692 cm⁻¹. HRMS-EI (m/z) [M]⁺ Calcd for C₁₉H₁₆N [M - H]⁺ 258.1283; Found 258.1279.

4-allyl-1,3-diphenylisoquinoline (7b). Yellow oil (14.9 mg, 93%); ¹H NMR (400 MHz, CDCl₃) δ 3.44 (dd, *J* = 14.0, 6.4 Hz, 1H), 3.59 (dd, *J* = 14.0, 7.7 Hz, 1H), 5.02-4.82 (m, 2H), 5.23-5.12 (m, 1H), 7.49-7.30 (m, 9H), 7.54 (t, *J* = 7.5 Hz, 2H), 7.93 (d, *J* = 7.5 Hz, 1H), 8.01 (d, *J* = 7.7 Hz, 2H). ¹³C NMR (100 MHz, CDCl₃) δ 43.2, 120.7, 121.3, 124.2, 126.0, 127.1, 128.2, 128.5, 128.5, 128.8, 128.8, 128.9, 129.0, 130.0, 131.4, 137.4, 139.1, 139.5, 139.5, 149.4. IR (KBr) 3058, 2912, 1646, 1491, 1444, 1352, 982, 756, 698 cm⁻¹. HRMS-EI (m/z) [M]⁺ Calcd for C₂₄H₁₈N [M - H]⁺ 320.1439; Found 320.1441.

4-allyl-7-chloro-1,3-diphenylisoquinoline (7c). Yellow oil (15.5 mg, 87%); ¹H NMR (400 MHz, CDCl₃) δ 3.42 (dd, *J* = 14.1, 6.4 Hz, 1H), 3.58 (dd, *J* = 14.1, 7.7 Hz, 1H), 5.06-4.84 (m, 2H), 5.23-5.13 (m, 1H), 7.47-7.30 (m, 8H), 7.58-7.50 (m, 2H), 7.84 (d, *J* = 8.2 Hz, 1H), 7.96 (t, *J* = 7.8 Hz, 2H). ¹³C NMR (100 MHz, CDCl₃) δ 43.0, 121.2, 122.2, 124.6, 125.6, 125.9, 125.9, 127.0, 128.4, 128.8, 128.8, 129.0, 129.1, 129.5, 131.1, 134.6, 136.6, 138.5, 139.6, 151.2. IR (KBr) 3064, 2919, 1635, 1496, 1450, 1352, 982, 768, 698 cm⁻¹. HRMS-EI (m/z) [M]⁺ Calcd for C₂₄H₁₇NCl [M - H]⁺ 354.1050; Found 354.1053.

4-allyl-3-cyclohexyl-1-phenylisoquinoline (7d). Yellow oil (12.9 mg, 79%); ¹H NMR (400 MHz, CDCl₃) δ 1.54-1.30 (m, 3H), 1.84-1.69 (m, 3H), 1.91 (d, *J* = 12.9 Hz, 2H), 2.15-2.05 (m, 2H), 3.05 (t, *J* = 12.0 Hz, 1H), 3.36 (dd, *J* = 14.0, 6.3 Hz, 1H), 3.49 (dd, *J* = 14.0, 7.7 Hz, 1H), 4.97-4.76 (m, 2H), 5.18-5.06 (m, 1H), 7.36-7.28 (m, 6H), 7.46-7.38 (m, 2H), 7.67 (d, *J* = 7.6 Hz, 1H). ¹³C NMR (100 MHz, CDCl₃) δ 26.1, 26.5, 32.6, 36.3, 43.3, 120.4, 121.5, 124.1, 126.0, 127.5, 127.7, 128.3, 128.3, 128.6, 128.9, 130.1, 137.0, 139.4, 144.3, 148.9. IR (KBr) 3064, 2931, 2856, 1641, 1444, 1334, 988, 750, 692 cm⁻¹. HRMS-EI (m/z) [M]⁺ Calcd for C₂₄H₂₄N [M - H]⁺ 326.1909; Found 326.1911.

8-allyl-5-methyl-7-phenyl-[1,3]dioxolo[4,5-g]isoquinoline (7e). Yellow oil (12.3 mg, 81%); ¹H NMR (400 MHz, CDCl₃) δ 1.83 (s, 3H), 2.85 (dd, *J* = 14.0, 6.6 Hz, 1H), 3.00 (dd, *J* = 14.0, 7.8 Hz, 1H), 5.06-4.87 (m, 2H), 5.43-5.28 (m, 1H), 6.07 (s, 2H), 6.88 (s, 1H), 7.31 (s, 1H), 7.38 (t, *J* = 7.1 Hz, 1H), 7.51 (t, *J* = 7.7 Hz,

2H), 7.89 (d, *J* = 7.3 Hz, 2H). ¹³C NMR (100 MHz, CDCl₃) δ 25.6, 44.4, 101.9, 102.2, 103.9, 120.3, 120.4, 126.9, 127.9, 128.9, 130.3, 130.4, 131.6, 136.4, 138.3, 144.5, 148.1, 148.3. IR (KBr) 3070, 2913, 2844, 1646, 1467, 1352, 1294, 1033, 698 cm⁻¹. HRMS-EI (m/z) [M]⁺ Calcd for C₂₀H₁₆NO₂ [M - H]⁺ 302.1181; Found 302.1176.

8-allyl-5-methyl-7-p-tolyl-[1,3]dioxolo[4,5-g]isoquinoline (7f). Yellow oil (14.3 mg, 90%); ¹H NMR (400 MHz, CDCl₃) δ 1.83 (s, 3H), 2.43 (s, 3H), 2.85 (dd, *J* = 14.0, 6.6 Hz, 1H), 2.99 (dd, *J* = 14.0, 7.8 Hz, 1H), 5.06-4.84 (m, 2H), 5.45-5.28 (m, 1H), 6.06 (s, 2H), 6.88 (s, 1H), 7.36-7.27 (m, 3H), 7.78 (d, *J* = 7.9 Hz, 2H). ¹³C NMR (100 MHz, CDCl₃) δ 21.3, 25.6, 44.4, 101.9, 102.1, 103.9, 120.2, 120.6, 126.8, 128.7, 129.6, 130.4, 130.4, 136.1, 137.8, 138.3, 144.4, 148.1, 148.1. IR (KBr) 3075, 2982, 2919, 1745, 1601, 1473, 1352, 1294, 1039, 923, 819, 692 cm⁻¹. HRMS-EI (m/z) [M]⁺ Calcd for C₂₁H₁₈NO₂ [M - H]⁺ 316.1338; Found 316.1341.

8-allyl-7-(4-chlorophenyl)-5-phenyl-[1,3]dioxolo[4,5-g]isoquinoline (7g). Yellow oil (12.0 mg, 60%); ¹H NMR (400 MHz, CDCl₃) δ 3.36 (dd, *J* = 14.1, 6.4 Hz, 1H), 3.55 (dd, *J* = 14.1, 7.6 Hz, 1H), 5.04-4.84 (m, 2H), 5.25-5.14 (m, 1H), 6.13-6.00 (m, 2H), 6.88 (s, 1H), 7.29-7.26 (m, 1H), 7.39-7.30 (m, 5H), 7.53-7.46 (m, 2H), 7.86 (d, *J* = 8.5 Hz, 2H). ¹³C NMR (100 MHz, CDCl₃) δ 43.0, 102.0, 102.1, 105.3, 120.3, 120.9, 126.0, 128.2, 128.6, 129.0, 129.1, 129.2, 129.9, 130.0, 133.8, 137.1, 137.5, 139.0, 143.9, 148.3, 148.6. IR (KBr) 2905, 1470, 1345, 1029, 928, 827, 732 cm⁻¹. HRMS-EI (m/z) [M]⁺ Calcd for C₂₅H₁₇NO₂Cl [M - H]⁺ 398.0943; Found 398.0943.

4-allyl-3-(4-fluorophenyl)-1-methylisoquinoline (7h). Yellow oil (12.9 mg, 93%); ¹H NMR (400 MHz, CDCl₃) δ 1.88 (s, 3H), 2.92 (dd, *J* = 14.1, 6.6 Hz, 1H), 3.04 (dd, *J* = 14.1, 7.9 Hz, 1H), 5.04-4.88 (m, 2H), 5.39-5.28 (m, 1H), 7.28-7.17 (m, 2H), 7.49-7.40 (m, 3H), 7.83 (t, *J* = 6.4 Hz, 1H), 7.97-7.89 (m, 2H). ¹³C NMR (100 MHz, CDCl₃) δ 25.5, 44.3, 120.4, 121.0, 122.7, 122.8, 126.7, 127.7, 127.7, 128.5, 128.7, 128.8, 130.3, 130.3, 136.2, 138.6, 150.1. IR (KBr) 2911, 2845, 1506, 1220, 833, 756, 577 cm⁻¹. HRMS-EI (m/z) [M]⁺ Calcd for C₁₉H₁₅NF [M - H]⁺ 276.1189; Found 276.1190.

4-allyl-1-phenyl-3-m-tolylisoquinoline (7i). Yellow oil (14.9 mg, 89%); ¹H NMR (400 MHz, CDCl₃) δ 2.42 (s, 3H), 3.37 (dd, *J* = 14.0, 6.2 Hz, 1H), 3.52 (dd, *J* = 14.0, 7.7 Hz, 1H), 4.98-4.74 (m, 2H), 5.16-5.05 (m, 1H), 7.22-7.14 (m, 1H), 7.44-7.22 (m, 9H), 7.72 (d, *J* = 7.6 Hz, 1H), 7.80 (s, 1H), 7.86 (d, *J* = 5.5 Hz, 1H). ¹³C NMR (100 MHz, CDCl₃) δ 21.5, 43.1, 120.7, 121.3, 124.1, 124.2, 126.0, 127.1, 127.8, 127.9, 128.5, 128.8, 129.0, 130.0, 131.3, 137.4, 137.5, 138.6, 138.7, 139.2, 139.2, 139.6, 149.4. IR (KBr) 2911, 2851, 1589, 1446, 1220, 916, 658 cm⁻¹. HRMS-EI (m/z) [M]⁺ Calcd for C₂₅H₂₀N [M - H]⁺ 334.1596; Found 334.1592.

General Procedure for the ring closing reaction (12)

To a 5-mL screw-capped vial equipped with a magnetic stirring bar were added 3,4-diallylquinolines **3a** (14.3 mg, 0.05 mmol), Grubbs I catalyst (4.1 mg, 0.005 mmol), and CH₂Cl₂ (1 mL). The mixture was stirred for 1 h at 40 °C. The reaction progress was monitored by TLC (hexane/ethyl acetate, 10/1). After consumption of the starting material **3a**, the reaction mixture was

cooled to room temperature and filtered through a short column with the use of ethyl acetate as eluent. After the solvent was removed under reduced pressure, the residue was purified by column chromatography (silica gel, hexane/ethyl acetate, 5 30/1~5/1) to provide the product **12** in 90% yield as a yellow oil (11.6 mg). ¹H NMR (400 MHz, CDCl₃) δ 2.95-2.83 (m, 2H), 3.38-3.25 (m, 2H), 6.17-6.02 (m, 2H), 7.39-7.29 (m, 2H), 7.53-7.40 (m, 4H), 7.90-7.82 (m, 3H). ¹³C NMR (100 MHz, CDCl₃) δ 43.8, 47.0, 112.2, 123.3, 126.2, 127.8, 128.0, 128.3, 128.8, 128.9, 10 129.9, 130.0, 130.7, 134.8, 140.0, 144.0, 148.3. IR (KBr) 3058, 2919, 2844, 1635, 1253, 1033, 796 cm⁻¹. HRMS-EI (m/z) [M]⁺ Calcd for C₁₉H₁₄N [M - H]⁺ 256.1126; Found 256.1122.

Acknowledgements

The authors gratefully acknowledge the financial support from the National Natural Science Foundation of China (No. 21277091); the State key Program of National Nature Science Foundation of China (No. 21436007); Key Basic Research Projects of Science and Technology Commission of Shanghai (14JC1403100); the Program for Professor of Special Appointment (Eastern Scholar) at Shanghai Institutions of Higher Learning (ZXDF160002); the Project-sponsored by SRF for ROCS, SEM (BG1600002).

Notes and references

^a School of Environmental Science and Engineering, the State Key Laboratory of Metal Matrix Composites, Shanghai Jiao Tong University, 800 Dongchuan Road, Shanghai 200240, China. Tel/Fax: (86)21-54742251; E-mail: hzb410@sjtu.edu.cn

^b WPI-Advanced Institute for Materials Research (WPI-AIMR), Tohoku University, Sendai 980-8577, Japan; State Key Laboratory of Fine Chemicals, Dalian University of Technology, 2 Linggong Road, Dalian 116012, China.

† Electronic Supplementary Information (ESI) available: Experimental details, characterization data, ¹H NMR and ¹³C NMR spectra of newly synthesized compounds. See DOI: 10.1039/b000000x/

- 1 For quinolines see: (a) J. P. Michael, *Nat. prod. Rep.* **2001**, *18*, 543-559; (b) M. Balasubramanian, J. G. Keay, In *Comprehensive Heterocyclic Chemistry II*; Katritzky, A. R., Rees, C. W., Scriven, E. F. V., Eds., Pergamon Press: Oxford, 1996; Vol. 5, pp 245. (c) Y. Chen, K. Fang, J. Sheu, S. Hsu and C. Tzeng, *J. Med. Chem.*, **2001**, *44*, 2374-2377; (d) P. Camps, E. Gómez, D. Muñoz-Torrero, A. Badia, N. M. Vivas, X. Barril, M. Orozco, F. J. Luque, *J. Med. Chem.* **2001**, *44*, 4733-4736; For isoquinolines see: (e) K. W. Bentley, In *the Isoquinoline Alkaloids*; hardwood Academic: Amsterdam, **1998**, Vol. 1; (f) F. Dzierszinski, A. Coppin, M. Mortuaire, et al., *Antimicrob. Agents. Chemother.* **2002**, *46*, 3197; (g) U. R. Mach, A. E. Hackling, S. Perachon, et al., *ChemBioChem* **2004**, *5*, 508.
- 2 For quinolines see: (a) S. Gogoi, C.-G. Zhao, *Tetrahedron Lett.* **2009**, *50*, 2252. (b) B. Tan, Z. Shi, P. J. Chua, G. Zhong, *Org. Lett.* **2008**, *10*, 3425. (c) B. Wang, F. Wu, Y. Wang, X. Liu, L. Deng, *J. Am. Chem. Soc.* **2007**, *129*, 768. (d) M. M. Biddle, M. Lin, K. A. Scheidt, *J. Am. Chem. Soc.* **2007**, *129*, 3830. For isoquinolines see: (e) B. A. Sweetman, H. Muller-Bunz, P. J. Guiry, *Tetrahedron Lett.* **2005**, *46*, 4643. (f) F. Durola, J.-p. Sauvage, O. S. Wenger, *Chem. Commun.* **2006**, 171 (g) C. W. Lim, O. Tissot, A. Mattison, M. W. Hooper, et al., *Org. Process. Res. Dev.* **2003**, *7*, 379.
- 3 A. G. Tempone, A. C. M. P. Silva, C. A. Brandt, F. S. Martinez, S. E. T. Borborema, M. A. B. Silveira, H. F. A. Jr, *Antimicrob. Agents Chemother.* **2005**, *49*, 1076.

- 4 C. G. Pancote, B. S. de Carvalho, C. V. Luchez, J. P. S. Fernandes, M. J. Politi, C. A. Brandt, *Synthesis* **2009**, *23*, 3964.
- 5 R. H. F. Manske, *Chem. Rev.* **1942**, *30*, 113-144.
- 6 For quinoline syntheses see: (a) G. Jones, Ed. *Comprehensive Heterocyclic Chemistry* □; C. W. Rees, E. F. V. Scriven, general editors; Pergamon press; 1996; Vol. 5, Chapter 5.05, p 167. (b) S. Madapa, Z. Tusi, S. Batra, *Curr. Org. Chem.* **2008**, *12*, 1116. (c) W. T. McElroy, P. DeShong, *Tetrahedron* **2006**, *62*, 6945-6954. For isoquinolines syntheses see: (d) I. Nakamura, Y. Yamamoto, *Chem. Rev.* **2004**, *104*, 2127. (e) G. Zeni, R. C. Larock, *Chem. Rev.* **2004**, *104*, 2285. (f) R. P. Korivi, W.-J. Wu, C.-H. Cheng, *Chem. Eur. J.* **2010**, *16*, 282.
- 7 (a) T. Furuyama, M. Yonehara, S. Arimoto, M. Kobayashi, Y. Matsumoto, M. Uchiyama, *Chem. Eur. J.* **2008**, *14*, 10348. (b) D. Seomoon, P. H. Lee, *J. Org. Chem.* **2008**, *73*, 1165. (c) M. Uchiyama, T. Furuyama, M. Kobayashi, Y. Matsumoto, K. Tanaka, *J. Am. Chem. Soc.* **2006**, *128*, 8404. (d) K. Lee, H. Kim, J. Mo, P. H. Lee, *Chem. Asian J.* **2011**, *6*, 2147. (e) F. Berthiol, H. Doucet, M. Santelli, *Synthesis* **2005**, *20*, 3589. (f) B. E. Blough, F. I. Carroll, *Tetrahedron Lett.* **1993**, *34*, 7239. (g) M. Ishikura, M. Kamada, I. Oda, T. Ohta, M. Terashia, *J. Heterocyclic Chem.* **1987**, *24*, 377.
- 8 (a) G. Dai, R. C. Larock, *J. Org. Lett.* **2003**, *68*, 920. (b) G. Dai, R. C. Larock, *Org. Lett.* **2001**, *3*, 4035.
- 9 R. K. Chinnagolla, S. Pimparkar, M. Jeganmohan, *Org. Lett.* **2012**, *14*, 3032.
- 10 Z. Huo, I. D. Gridnev, Y. Yamamoto, *J. Org. Chem.*, **2010**, *75*, 1266-1270.
- 11 (a) Z. Huo, Y. Yamamoto, *Tetrahedron Lett.*, **2009**, *50*, 3651-3653; (b) D. Fischer, H. Tomeba, N. K. Pahadi, N. T. Patil, Z. Huo, Y. Yamamoto, *J. Am. Chem. Soc.* **2008**, *130*, 15720-15725; (c) Z. Huo, H. Tomeba, Y. Yamamoto, *Tetrahedron Lett.* **2008**, *49*, 5531-5533; (d) D. Fischer, H. Tomeba, N. K. Pahadi, N. T. Patil, Y. Yamamoto, *Angew. Chem. Int. Ed.* **2007**, *46*, 4764-4766; (e) N. Asao, S. Yudha, t. Nogami, Y. Yamamoto, *Angew. Chem. Int. Ed.*, **2005**, *44*, 5526-5528; (f) M. Ohtaka, H. Nakamura, Y. Yamamoto, *Tetrahedron Lett.* **2004**, *45*, 7339-7341; (g) N. Asao, K. Iso, S. Yudha, *Org. Lett.* **2006**, *8*, 4149-4151.
- 12 J. Luo, Z. hu, J. Fu, F. Jin, Y. Yamamoto, *Tetrahedron Lett.* **2014**, *55*, 1552-1556.
- 13 R. H. Grubbs, *Tetrahedron* **2004**, *60*, 7117.
- 14 (a) L. Busetto, A. Palazzi, *Inorg. Chim. Acta* **1975**, *13*, 233. (b) B. L. Shaw, G. Shaw, *J. Chem. Soc. (A)*, **1971**, 3533
- 15 (a) S. Kamijo, T. Jin, Y. Yamamoto, *J. Am. Chem. Soc.* **2001**, *123*, 9453. (b) S. Kamijo, T. Jin, Y. Yamamoto, *J. Am. Chem. Soc.* **2002**, *124*, 11940.
- 16 S. Pramanik, P. Ghorai, *Org. Lett.* **2014**, *16*, 2104.
- 17 D. R. Coulson. *Inorg. Synth.* **1972**, *13*, 121.
- 18 M. Schilz, H. Plenio, *J. Org. Chem.* **2012**, *77*, 2798.