

Organic & Biomolecular Chemistry

Accepted Manuscript



This is an *Accepted Manuscript*, which has been through the Royal Society of Chemistry peer review process and has been accepted for publication.

Accepted Manuscripts are published online shortly after acceptance, before technical editing, formatting and proof reading. Using this free service, authors can make their results available to the community, in citable form, before we publish the edited article. We will replace this *Accepted Manuscript* with the edited and formatted *Advance Article* as soon as it is available.

You can find more information about *Accepted Manuscripts* in the [Information for Authors](#).

Please note that technical editing may introduce minor changes to the text and/or graphics, which may alter content. The journal's standard [Terms & Conditions](#) and the [Ethical guidelines](#) still apply. In no event shall the Royal Society of Chemistry be held responsible for any errors or omissions in this *Accepted Manuscript* or any consequences arising from the use of any information it contains.

Cite this: DOI: 10.1039/c0xx00000x

www.rsc.org/xxxxxx

COMMUNICATION

Fluorination of 2-substituted benzo[*b*]furans with Selectfluor™Mingliang Wang,^a Xixi Liu,^a Lu Zhou,^c Jidong Zhu^{*a, d} and Xun Sun^{*a, d}

Received (in XXX, XXX) Xth XXXXXXXXXX 20XX, Accepted Xth XXXXXXXXXX 20XX

DOI: 10.1039/b000000x

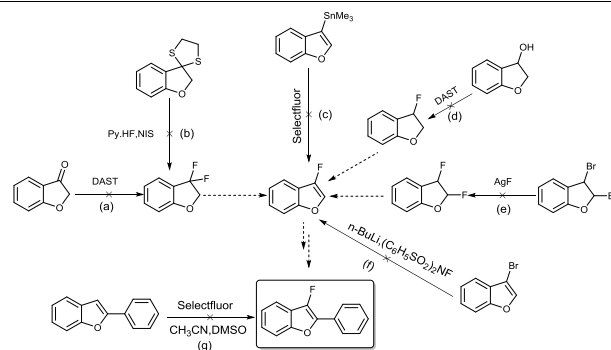
An efficient protocol was developed to access 3-fluoro-2-substituted benzo[*b*]furans with Selectfluor™ as the fluorinating reagent in MeCN and water. By utilizing SOCl₂/Py as the dehydration agent, the compounds above were readily converted to 3-fluorinated, 2-substituted benzo[*b*]furans in high yields.

Heterocyclic structures play a vital role in pharmaceuticals and bioactive natural products. The benzo[*b*]furan ring is one of the most prevalent heterocyclic structural motifs that occur in a wide variety of isolated natural products¹ and is extremely important in medicinal chemistry.² 2-Arylbenzo[*b*]furans have recently attracted considerable attention due to their versatile pharmaceutical activities, such as inhibition of cholinesterase activity,³ and their antitumour,⁴ antiviral,⁵ antiplasmodial,⁶ antioxidant⁷ and anti-HIV properties.⁸ On the other hand, fluorinated compounds often exhibit remarkably different chemical, physical and pharmacological properties in comparison with their fluorine-free analogues,⁹ which make them widely applicable in diverse areas ranging from pharmaceuticals to materials science.¹⁰ The C(3)-position in 2-arylbenzo[*b*]furans is usually a metabolic soft spot in vivo. Therefore, introduction of F at this position may block drug metabolism and then improve pharmacokinetic properties^{9c}. We have recently been interested in the design of C(3)-F-substituted 2-arylbenzo[*b*]furans for drug discovery and development. Literature mining revealed very few methods for the synthesis of C(3)-F-substituted benzo[*b*]furans. Herein we report an efficient protocol to generate C(3)-fluorinated benzo[*b*]furans as important building blocks for drug discovery.

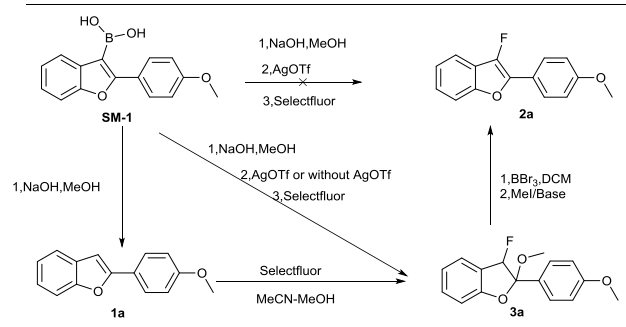
Initially, various different reported methods were screened (Scheme 1): a) direct difluoro substitution of a ketone using DAST;¹¹ b) difluoro substitution of a thioketal with Py HF;¹² c) trialkylstannyl substitution for electrophilic fluorination;¹³ d) conversion from an alcohol into a F with DAST;¹⁴ e) Br-F exchange;¹⁵ f) metal-induced introduction of F;¹⁶ and, g) introduction of F by using Selectfluor in MeCN and DMSO.¹⁷ Unfortunately, none of these methods gave the fluorinated product. In 2009, Ritter and co-workers reported an elegant approach for introducing F onto aromatic rings from boronic acids¹⁸ through AgOTf exchange. Although a benzo[*b*]furan ring was not disclosed in the original paper, it is still interesting to explore the chemistry on this new class of substrates. Benzo[*b*]furan boronic acid **SM-1** was thus prepared according to the known procedure.¹⁹ Surprisingly, instead of the target compound **2a**, a new product, 3-fluoro-2-methoxy-2-(4-methoxyphenyl)-2,3-dihydrobenzofuran (**3a**), was isolated. Treatment of compound **3a** with BBr₃, followed by MeI, afforded

the desired product **2a**. The structural novelty of intermediate **3a** intrigued us to explore the process with more care. It was later found that boronic acid **SM-1** could be converted to **3a** even in the absence of AgOTf. We hypothesized that the benzo[*b*]furan boronic acid, due to its poor stability, could be converted to compound **1a** under the basic conditions, followed by reaction to **3a**. The hypothesis was further proven that **1a** could be directly converted to **3a** by Selectfluor.

Scheme 1 Different methods according to the references



Scheme 2 Method explored according to Ritter's paper



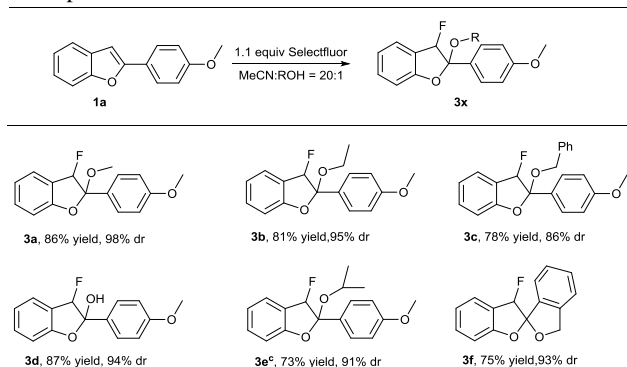
The transformation from benzo[*b*]furan **1a** to **3a** was well adapted to a variety of oxygen nucleophiles, including different alcohols and even water (**3d**), as shown in Table 1. Interestingly, a spiroacetal structure (**3f**) was obtained through intramolecular nucleophilic addition if a tethered oxygen nucleophile was present. Other nucleophiles, such as PhCOOH, BnNH₂ and CH₃NH₂, have also been investigated; however, the desired products were not observed.

Fluorinations of indoles have been reported in recent years.²⁰

With Selectfluor, indoles can be either monofluorinated²¹ or difluorinated.²² Unlike the indoles, benzo[*b*]furans cannot be difluorinated, even with two or more equivalents of Selectfluor. In addition, benzofuran cannot be monofluorinated in the absence

of water or other nucleophiles.

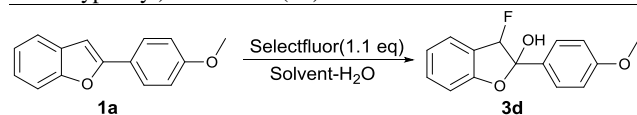
Table 1 Fluorination of **1a** using alcohols and water as nucleophiles^{a, b}



^a The reaction was run on a 0.5 mmol scale under air. For details, see the ESI. ^b Isolated yield. ^c 1.0 eq NaHCO₃ was added

solubility of **1a**, while a lesser amount of water made the reaction slow down. To avoid the considerable side reactions, the best temperature for the reaction was 25 °C.

Table 3 Optimization of the reaction of 2-(4-methoxyphenyl)benzofuran (**1a**) with Selectfluor^{a, b}

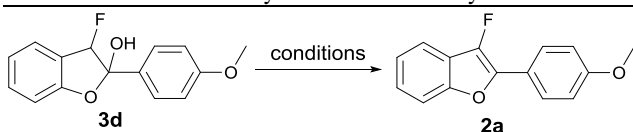


Entry	H ₂ O	Solvent	Temperature/time	Yield (%) ^b
1	-	MeCN	25 °C/2 h	<10
2	1 equiv	MeCN	25 °C/2 h	52
3	3 equiv	MeCN	25 °C/2 h	62
4	5 equiv	MeCN	25 °C/2 h	65
5	1/20 solvent	MeCN	0 °C/1 h	56
6	1/20 solvent	MeCN	25 °C/1 h	87
7	1/4 solvent	MeCN	25 °C/1 h	75
8	1/20 solvent	DCM	25 °C/5 h	25
9	1/20 solvent	DMF	25 °C/5 h	42
10	1/20 solvent	acetone	25 °C/5 h	48

^a Reaction conditions: **1a** (0.2 mmol), Selectfluor (1.1 equiv), solvent (2 mL), **3d** was about 90% purity. ^b Isolated yield. ^c NMR yield. ^d This experiment has been carried out for three trials.

To obtain the desired fluorinated benzo[*b*]furans, we further investigated the conditions for dehydration of the tertiary alcohol (Table 2). BBr₃ (entry 1) could successfully perform the dehydration in 72% yield, while other acids, such as TsOH H₂O, H₂SO₄, and HCl (entries 2 – 5) led to various by-products with the formation of **2** in poor yields. Therefore, we explored basic conditions to remove the tertiary alcohol, such as MsCl/Et₃N, MsCl/Py, (CF₃SO₂)₂O/Py, and SOCl₂/Py. To our delight, the dehydration of the tertiary alcohol under SOCl₂/Py conditions was very clean with a satisfactory yield of fluorinated benzo[*b*]furan **2**.

Table 2 Conditions for dehydration of the tertiary alcohol^{a, b}



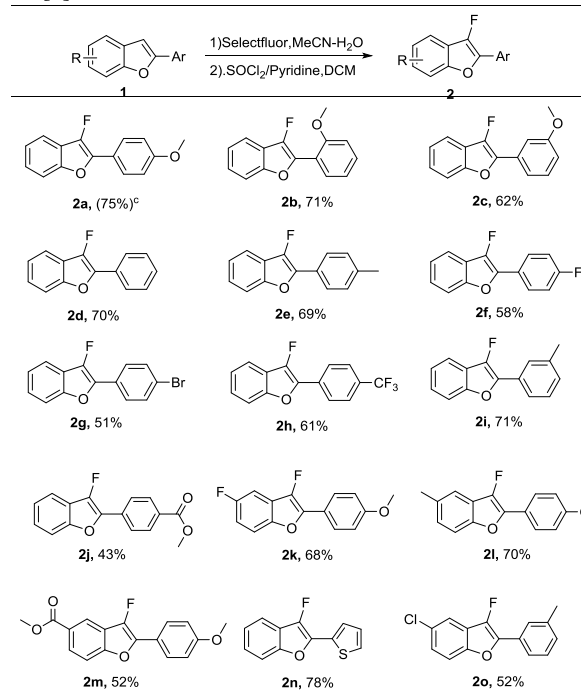
Entry	Reagent	Solvent	Temperature /time	Yield (%)	By-product (%) ^c
1	BBr ₃	DCM	0 °C/30 min	72	15
2	TsOH H ₂ O	DCM	rt/3 h	-	-
3	TsOH H ₂ O	toluene	100 °C/1 h	71	21
4	H ₂ SO ₄	dioxane	100 °C/2 h	messy	-
5	HCl	dioxane	100 °C/2 h	messy	-
6	MsCl/Et ₃ N	DCM	rt/18 h	Very little	-
7	MsCl/Py	DCM	rt/18 h	Very little	-
8	(CF ₃ SO ₂) ₂ O	DCM	rt/18 h	Very little	-
9	SOCl ₂ /Py	DCM	rt/18 h	85 ^b	<2

^a The reaction was run on a 0.3 mmol scale, **3d** was about 90% purity. ^b Isolated yield. ^c NMR yield. ^d This experiment has been carried out for three trials.

Subsequently, the reaction was further investigated by screening various parameters (Table 3). The results indicated that the choice of solvent, the amount of H₂O and the temperature were important for the yield of **2a**. The best solvent for this reaction was MeCN, while other solvents, such as DMF, acetone, DMSO and DCM, gave unsatisfactory yields. The optimal ratio of MeCN/H₂O is 20:1. In our experience, more water led to poor

We next examined the reaction scope. As shown in Table 4, various 2-arylbenzo[*b*]furans substituted with both electron-donating and electron-withdrawing functional groups (e.g., ether, halogen, ester, CF₃) were applied to the reaction. Most of the reaction intermediates could not be purified by silica gel chromatography, most likely due to the instability of the tertiary alcohol under the acidic silica gel conditions. Therefore, the tertiary alcohol generated from the first step was directly removed under the basic conditions to afford the corresponding 3-fluorinated benzo[*b*]furans. The total yields ranged from 43% to 78%, as shown in Table 4.

Table 4 Scope of the 3-fluorination of 2-substituted benzo[*b*]furans^{a, b}

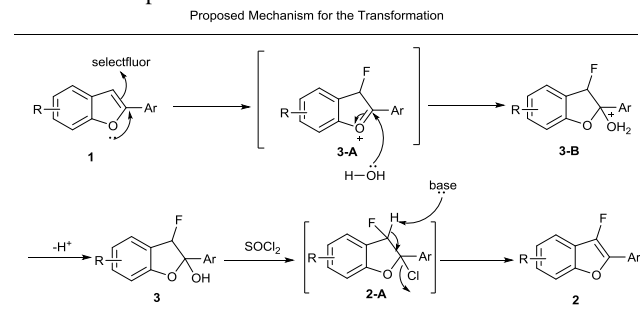


^a The reaction was run on a 0.5 mmol scale under air. For details, see the ESI.

^b Isolated yield. ^c Scale up reaction was run on 10 mmole scale

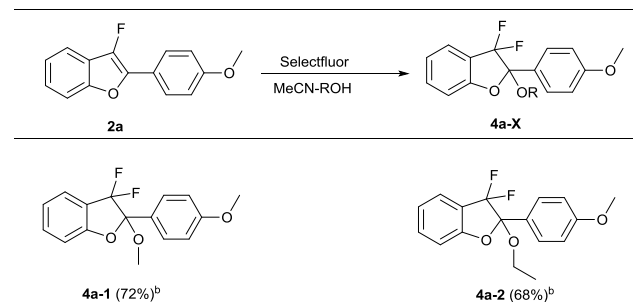
Based on the results above, the mechanism of this transformation is proposed (Scheme 3). Initially, reaction of **1** with Selectfluor yields the unstable cation **3-A**, which is then attacked by water to form **3-B**. After deprotonation, **3** is subject to chlorination and elimination to give benzo[*b*]furan **2**.

Scheme 3 Proposed Mechanism for The transformation to 2



Finally, 3,3-difluorobenzo[*b*]furans were investigated using the same protocol, and the desired 3,3-difluorobenzo[*b*]furans were also produced in satisfactory yields (Table 5).

Table 5 Difluorination of **2a** using alcohols as nucleophiles^{a, b}



^a Reaction conditions: **2a** (0.5 mmol), Selectfluor (0.55 mmol, 1.1 eq), MeCN-ROH=(8 mL-0.4 mL), 2h. ^b Isolated yields

Conclusions

In summary, we have developed an efficient method for the synthesis of 3-F-substituted 2-arylbenzo[*b*]furans. In this method, the benzo[*b*]furan ring was fluorinated with high regioselectivity at the C3 carbon with Selectfluor. Additionally, the mild conditions and practical convenience would make it a valuable synthetic tool to enrich structural diversity in organic chemistry. The biological evaluation of these novel compounds is underway in our laboratory and will be reported in due course.

Acknowledgments

The authors gratefully acknowledge the National Natural Science Foundation of China (No: 81373276) and the Shanghai Municipal Committee of Science and Technology (14XD1400300) for the financial support. We also thank Professor Ran Hong (Shanghai Institute of Organic Chemistry, CAS) for helpful discussions.

Notes and references

³⁰ ^a Department of Natural Products Chemistry, Fudan University, 826 Zhangheng Road, Shanghai 201203, China. Fax: +86 21 51980003; E-mail: sunxunf@shmu.edu.cn

^b Interdisciplinary Research Center on Biology and Chemistry, Chinese Academy of Sciences, 345 Lingling Road, Shanghai 200032, China. E-mail: zhujd@sioc.ac.cn

^c Department of Medicinal Chemistry, Fudan University, 826 Zhangheng Rd., Shanghai 201203, China.

^d Shanghai Key Laboratory of Clinical Geriatric Medicine, 221 West Yanan Road, Shanghai 200040, China.

⁴⁰ † Electronic Supplementary Information (ESI) available: [details of any supplementary information available should be included here]. See DOI: 10.1039/b000000x/

- 1 (a) T. Pacher, C. Seger, D. Engelmeier, S. Vajrodaya, O. Hofer and H. Greger, *J. Nat. Prod.*, 2002, **65**, 820; (b) I. Muhammad, X.-C. Li, M. R. Jacob, B. L. Tekwani, D. C. Dunbar and D. Ferreira, *J. Nat. Prod.*, 2003, **66**, 804; (c) G. Ni, Q. J. Zhang, Z. F. Zheng, R. Y. Chen and D. Q. Yu, *J. Nat. Prod.*, 2009, **72**, 966.
- 2 (a) K. M. Zareba, *Drugs Today*, 2006, **42**, 75; (b) B. Carlsson, B. N. Singh, M. Temciuc, S. Nilsson, Y.-L. Li, C. Mellin and J. Malm, *J. Med. Chem.*, 2002, **45**, 623; (c) B. L. Flynn, E. Hamel and M. K. Jung, *J. Med. Chem.*, 2002, **45**, 2670.
- 3 S. Rizzo, C. Riviere, L. Piazzini, A. Bisi, S. Gobbi, M. Bartolini, V. Andrisano, F. Morroni, A. Tarozzi, J. P. Monti and A. Rampa, *J. Med. Chem.*, 2008, **51**, 2883.
- 4 K. Ando, Y. Kawamura, Y. Akai, J. Kunitomo, T. Yokomizo, M. Yamashita, S. Ohta and T. Ohishi, *Org. Biomol. Chem.*, 2008, **6**, 296;
- 5 S. A. Galal, A. S. AbdEl-All, M. M. Abdallah and H. I. El Diwani, *Bioorg. Med. Chem. Lett.*, 2009, **19**, 2420.
- 6 P. W. Bowyer, E. W. Tate, R. J. Leatherbarrow, A. A. Holder, D. F. Smith, K. A. Brown, *ChemMedChem*, 2008, **3**, 402.
- 7 P. Erasto, G. Bojase-Moleta and R. R. T. Majinda, *Phytochemistry*, 2004, **65**, 875.
- 8 M. Halabalaki, X. Alexi, N. AliGiannis, M. N. Alexis, A.-L. Skaltsounis, *J. Nat. Prod.*, 2008, **71**, 1934.
- 9 (a) J. P. Bégue and D. Bonnet-Delpon, *Bioorganic and Medicinal Chemistry of Fluorine*, John Wiley & Sons, Inc., New York, 2008; (b) A. V. Petrov, *Fluorinated Heterocyclic Compounds: Synthesis, Chemistry, and Applications*, John Wiley & Sons, Inc., New York, 2009; (c) D. O'Hagan, *Chem. Soc. Rev.*, 2008, **37**, 308; (d) P. Liu, A. Sharon and C. K. Chu, *J. Fluorine Chem.*, 2008, **129**, 743. (e) J. Wang, M. R. J. Aceña, C. D. Pozo, A. E. Sorochinsky, S. Fustero, V. A. Soloshonok and H. Liu, *Chem. Rev.*, 2014, **114**, 2432.
- 10 (a) B. K. Park, N. R. Kitteringham and P. M. O'Neill, *Annu. Rev. Pharmacol. Toxicol.*, 2001, **41**, 443; (b) F. M. D. Ismail, *J. Fluorine Chem.*, 2002, **118**, 27; (c) P. Jeschke, *ChemBioChem*, 2004, **5**, 570; (d) K. Müller, C. Faeh and F. Diederich, *Science*, 2007, **317**, 1881; (e) S. Purser, P. R. Moore, S. Swallow and V. Gouverneur, *Chem.Soc.Rev.*, 2008, **37**, 320.
- 11 A. A. Kiryanov, A. J. Seed, P. Sampson, *Tetrahedron*, 2001, **57**, 5757.
- 12 I. Shamovsky, C. D. Graaf, L. Alderin, M. Bengtsson, H. Bladh and K. Urbahns, *J. Med. Chem.*, 2009, **52**, 7706.
- 13 H. F. Hodson, D. J. Madge, A. N. Z. Slawin, D. A. Widdowson and D. J. Williams, *Tetrahedron*, 1994, **50**, 1899.
- 14 R. D. Farn, C. A. Ramsden and N. G. Morgan, *Journal of Heterocyclic Chemistry*, 2008, **45**, 887.
- 15 (a) S. A. Nash, R. B. Gammill, *Tetrahedron Lett.*, 1987, **28**, 4003; (b) E. Baciocchi, R. Ruzziconi and G. V. Sebastiani, *J. Am. Chem. Soc.*, 1983, **105**, 6114.
- 16 S. C. Sondej and J. A. Katzenellenbogen, *J. Org. Chem.*, 1986, **51**, 3508.
- 17 A. Arcadi, E. Pietropaolo, A. Alvino, and V. Michelet, *Org.Lett.*, 2013, **15**, 2766.
- 18 T. Furuya and T. Ritter, *Org. Lett.*, 2009, **11**, 2860.
- 19 A. Iida, A. Sekioka and S. Yamaguchi, *Chem.Sci.*, 2012, **3**, 1461.
- 20 (a) R. Lin, S. Ding, Z. Shi and N. Jiao, *Org. Lett.*, 2011, **13**, 4498; (b) L. Yang, Y. Ma, F. Song and J. You, *Chem. Commun.*, 2014, **50**, 3024; (c) A. Arcadi, E. Pietropaolo, A. Alvino and V. Michelet, *Beilstein J. Org. Chem.*, 2014, **10**, 449.
- 21 (a) N. Shibata, T. Tarui, Y. Doi and K. L. Kirk, *Angew.Chem. Int. Ed.*, 2001, **40**, 4461; (b) Y. Hamashima, T. Suzuki, H. Takano, Y. Shimura and M. Sodeoka, *J. Am. Chem. Soc.*, 2005, **127**, 10164; (c) T. Fujiwara, B. Yin, M. Jin, K. L. Kirk and Y. Takeuchi, *J. Fluorine*

- Chem.*, 2008, **129**, 829; (d) T. Ishimaru, N. Shibata, T. Horikawa, N. Yasuda, S. Nakamura, T. Toru and M. Shiro, *Angew. Chem., Int. Ed.*, 2008, **47**, 4157; (e) T. Seki, T. Fujiwara and Y. Takeuchi, *J. Fluorine Chem.*, 2011, **132**, 181.
- 5 22 (a) J. C. Torres, S. J. Garden, A. C. Pinto, F. S. Q. da Silva and N. Boechat, *Tetrahedron.*, 1999, **55**, 1881; (b) R. P. Singh, U. Majumder and J. M. Shreeve, *J. Org. Chem.*, 2001, **66**, 6263; (c) J. Zhu, W. Zhang, L. Zhang, J. Liu, J. Zheng and J. Hu, *J. Org. Chem.*, 2010, **75**, 5505; (d) O. Lozano, G. Blessley, T. M. del Campo, A. L.
- 10 Thompson, G. T. Giuffredi, M. Bettati, M. Walker, R. Borman and V. Gouverneur, *Angew. Chem., Int. Ed.*, 2011, **50**, 8105.