


# Polymer Chemistry

Accepted Manuscript



This is an *Accepted Manuscript*, which has been through the Royal Society of Chemistry peer review process and has been accepted for publication.

*Accepted Manuscripts* are published online shortly after acceptance, before technical editing, formatting and proof reading. Using this free service, authors can make their results available to the community, in citable form, before we publish the edited article. We will replace this *Accepted Manuscript* with the edited and formatted *Advance Article* as soon as it is available.

You can find more information about *Accepted Manuscripts* in the [Information for Authors](#).

Please note that technical editing may introduce minor changes to the text and/or graphics, which may alter content. The journal's standard [Terms & Conditions](#) and the [Ethical guidelines](#) still apply. In no event shall the Royal Society of Chemistry be held responsible for any errors or omissions in this *Accepted Manuscript* or any consequences arising from the use of any information it contains.

# Upper or Lower Critical Solution Temperature, or Both? Studies on Cationic Copolymers of N-isopropylacrylamide

Cite this: DOI: 10.1039/x0xx00000x

Erno Karjalainen, Vladimir Aseyev, and Heikki Tenhu

Received 00th January 2012,

Accepted 00th January 2012

DOI: 10.1039/x0xx00000x

www.rsc.org/

Laboratory of Polymer Chemistry, Department of Chemistry, University of Helsinki, P.O. Box 55, 00014 Helsinki, Finland

Solution properties of statistical copolymers of N-isopropyl acrylamide (NIPAm) and cationic (3-acrylamidopropyl) trimethylammonium chloride (AMPTMA) have been studied. The phase behavior of the copolymers in aqueous solutions is strongly affected by the addition of lithium bis(trifluoromethane)sulfonimide (LiNTf<sub>2</sub>), NaCl, or both. Hydrophobic NTf<sub>2</sub> counter ions bind to the AMPTMA repeating units. By adjusting the balance between hydrophobic and electrostatic interactions the transition temperature of the copolymers may be tuned over a wide temperature range. It was observed that a homopolymer PAMPTMA undergoes a UCST-type phase separation in an aqueous solution in the presence of both NaCl and LiNTf<sub>2</sub>. When AMPTMA and NIPAm are present in the copolymer in nearly equal amounts both LCST and UCST can coexist. It was observed that the effect of LiNTf<sub>2</sub> is similar to that of the salts in the kosmotropic end of the Hofmeister series for PNIPAm.

## Introduction

A well-known method to change the phase separation temperature of an aqueous thermoresponsive polymer as PNIPAm is to copolymerize hydrophilic or hydrophobic units to the chain. This report discusses a further step taken to alter the solubility of cationic copolymers of N-isopropylacrylamide.

Poly(N-isopropyl acrylamide) (PNIPAm) is by far the most studied thermoresponsive polymer.<sup>1</sup> Since the original report of 1968, the lower critical solution temperature (LCST) of PNIPAm in water has been a subject of numerous publications.<sup>2, 3</sup> The cloud point ( $T_c$ ) is approximately 32 °C, though this slightly varies with concentration and molecular weight at low degrees of polymerization.<sup>3-6</sup> The cause of the phase separation at the cloud point is the change of water from a good solvent to a poor one, which is manifested as a decrease in the second virial coefficient ( $A_2$ ) and leads to a coil-to-globule-transition.<sup>7</sup> In very dilute solutions, the globules are stable, but higher concentration leads to the formation of stable mesoglobules.<sup>8</sup>

At the cloud point, the polymer chains dehydrate and new intra- and intermolecular hydrogen bonds are formed.<sup>9-11</sup> Especially the breaking of the hydration layer or “water cage” around the isopropyl groups plays a central role.<sup>12</sup> However, even above  $T_c$ , the polymer globules are still hydrated and a large majority of the amide groups keep hydrogen bonded to water.<sup>8, 10, 13-15</sup> The transition takes place in domains, or “cooperative units”, which dehydrate as whole.<sup>16, 17</sup> These domains consist only of a part of the chain in a high molecular weight PNIPAm, but the whole chain acts as one in the case of low molecular weight polymer.<sup>17</sup> Thermodynamically, the driving force behind the

LCST-phenomenon can be understood to be the gain in entropy caused by the release of the bound water to the bulk.<sup>18-20</sup> The enthalpy of the transition is endothermic.<sup>9, 16, 21</sup>

The system is partially reversible on cooling, but not all newly formed hydrogen bonds break during cooling, which is seen as hysteresis.<sup>22, 23</sup> Breaking the new intra chain hydrogen bonds is observed, when PNIPAm solution is kept at low temperature long enough.<sup>23</sup> The dissolution process has also calorimetrically been found to be slow, especially when the PNIPAm solution has been kept at temperatures above  $T_c$  for a long time.<sup>24</sup> The redissolution of PNIPAm happens in two exothermic steps, which are believed to correspond to the dissolution of the shell and the core of the formed structure.<sup>25</sup>

Some salts, e.g. NaI and NaSCN, may increase the  $T_c$  of PNIPAm at low concentrations. However, generally the addition of salts to an aqueous solution of PNIPAm decreases  $T_c$ .<sup>9, 26, 27</sup> The magnitude of this effect follows the Hofmeister series and is more related to the anion than to the cation of a given salt.<sup>26, 27</sup> The effect has been attributed to a change of surface tension at the polymer-water interface, polarization of water, and anion bonding to the amide groups of PNIPAm.<sup>27-30</sup> According to another view, the effect arises from binding of the cation to amide oxygen of PNIPAm.<sup>31</sup> The strength of this interaction is then modulated by the anion. The enthalpy of transition is slightly less endothermic when ions are introduced, which may owe to an exothermic contribution arising from the hydration of the ions.<sup>19</sup> Ways to influence  $T_c$  of a PNIPAm homopolymer also include the end-groups<sup>5, 6, 32-34</sup>, tacticity<sup>34-36</sup>, and the addition of cosolvents<sup>37, 38</sup>.

Copolymerization also influences the  $T_c$ . Hydrophilic comonomers increase  $T_c$  and hydrophobic comonomers decrease it.<sup>39-44</sup> This is due to the fact that the overall hydrophobicity of the polymer determines the entropic gain associated with the dehydration of the chains.<sup>19</sup> Enthalpy of the transition decreases linearly as a function of  $T_c$  when a more hydrophilic comonomer is introduced, regardless of the nature of the comonomer.<sup>19, 39, 45, 46</sup> The strength of hydrogen bonding between water molecules in the hydration layer is lower at elevated temperatures and therefore the decrease in enthalpy is caused by the increase in  $T_c$ .<sup>19, 39, 46</sup> Another factor affecting the  $T_c$  is the incomplete dehydration induced by the hydrophilic groups.<sup>45</sup> Analogously, incorporation of hydrophobic comonomers increases the enthalpy of transition.<sup>39</sup> The finding is in accordance with the view that differences in the strength of hydrogen bonding between water molecules are responsible for the differences in enthalpy.<sup>19</sup>

Bokias *et al.* studied random copolymers of PNIPAm and acrylic acid.<sup>47</sup> They found out that a copolymer with PNIPAm content of 17.5 mol-% as a 10 mg/mL solution has not only a LCST type of  $T_c$ , but also an upper critical solution temperature (UCST) type of  $T_c$  at high temperature. This is possible in a NaCl solution in the concentration range of 0.15 to 0.4 M. This is probably the only example of a PNIPAm containing random copolymer with a soluble-insoluble-soluble-behaviour with increasing temperature. Some examples of other copolymers with such behaviour in aqueous systems exist, however.<sup>48-50</sup>

Bis(trifluoromethane)sulfonimide (NTf<sub>2</sub>) is known to turn many polycations insoluble in water.<sup>51</sup> This anion was recently used to modify the thermal response of a weak polycation, poly(2-(dimethylamino) ethyl methacrylate) (PDMAEMA).<sup>52</sup> Also, introduction of NTf<sub>2</sub> to solutions of two different polycations triggered UCST-type behaviour, provided that the overall ionic strength of the solution was high enough.<sup>53</sup> The present study develops these ideas further using copolymers of NIPAm and cationic (3-acrylamidopropyl)trimethylammonium chloride (AMPTMA) with various monomer ratios. Such polymers should respond not only to ionic strength but also to low concentrations of NTf<sub>2</sub>. Other investigators have shown that it is possible to influence the  $T_c$  of analogous polymers by ionic strength.<sup>48-50, 54</sup> By introducing a hydrophobic anion and simultaneously changing the ionic strength with a simple salt one should be able to change the thermal response of the copolymers over a wide range of temperatures.

## Experimental

### Materials

Ethyl 2-chloropropionate (ECIPr) (Aldrich, 97 %) and dimethyl formamide (DMF) (Lab-Scan, HPLC-grade) were distilled in vacuum. Tris(2-Dimethylaminoethyl)amine (Me<sub>6</sub>TREN) was synthesized as reported earlier.<sup>55</sup> (3-acrylamidopropyl)trimethylammonium chloride (AMPTMA)

(Aldrich, 75 w-% solution in water) was precipitated and thoroughly washed with acetone and dried in vacuum. Water used to prepare polymer solutions, salt solutions and samples was purified with ELGA purelab ultra-purification system to conductivity of 0.05-0.07  $\mu$ S/cm. Water used in syntheses was distilled. N-isopropyl acrylamide (NIPAm) (Acros Organics, 99 %) was recrystallized from hexane. CuCl (Aldrich, 99.995 %), CuCl<sub>2</sub> (Aldrich, 99.999 %), lithium bis(trifluoromethane)sulfonimide (LiNTf<sub>2</sub>) (Aldrich, 99 %), NaCl (Fluka, 99 %), and hexane (VWR, HPLC-grade) were used as received. Deuterated solvents were obtained from Euriso-top and used as received.

### Polymerizations

All the polymerizations were conducted with atom transfer radical polymerization (ATRP).<sup>56</sup> In the polymerizations ethyl 2-chloropropionate (ECIPr) was used as the initiator (I). All of the studied copolymers were synthesized with reagent ratios ([NIPAm]+[AMPTMA]):[ECIPr]:[CuCl]:[CuCl<sub>2</sub>]:[Me<sub>6</sub>TREN] of 100:1:0.8:0.2:1.

The polymerizations were conducted with total monomer concentration of approximately 2 M in 1:1 (vol.) water-DMF-mixture at 25 °C for 4 hours. The PNIPAm homopolymer (PNIPAm-1) was synthesized without CuCl<sub>2</sub>, with relative [CuCl] of 1 and reaction time of 3 hours, but the procedure was otherwise the same than in the case of copolymers. The PAMPTMA-homopolymer (PAMPTMA-1) was synthesized similarly as the copolymers, but with relative [AMPTMA] of 50.

One of the polymerizations is described below (CP-17), other polymerizations were conducted similarly. Also other methods were used, but they did not produce satisfactory results. These polymers were used to examine the randomness of the copolymerization (see Results and Discussion).

NIPAm (2.2703 g, 20.1 mmol), CuCl (0.0198 g, 0.200 mmol), CuCl<sub>2</sub> (0.0067 g, 0.0498) and AMPTMA (1.0438 g, 5.05 mmol) were dissolved in 6 mL of water and 4 mL of DMF. A zero-sample was taken at this point and analysed later with NMR. The mixture was bubbled with nitrogen for 15 minutes, after which Me<sub>6</sub>TREN (0.0579 g, 0.251 mmol) in 1 mL of DMF was added. The mixture was bubbled with nitrogen for 45 minutes. ECIPr (0.0340 g, 0.249 mmol) in 1 mL of DMF, which was also bubbled with nitrogen for 45 minutes, was then added with a nitrogen-flushed syringe. The reaction was allowed to proceed in a bath thermostated to 25 °C.

After 4 hours reaction time, the reaction was quenched by freezing the reaction flask with liquid nitrogen and opening it to the atmosphere. After melting, a sample was taken and analysed later with NMR. In order to oxidize all the possibly remaining, sparingly soluble, CuCl, water was added to the flask and the mixture was stirred under air for 30 minutes. Next, the reaction mixture was moved to a dialysis bag

(molecular weight cutoff 3 500 g/mol) and dialysed against water for 5 days with 5 water changes. The product was then recovered by freeze-drying the contents of the dialysis bag.

### Characterization

**SIZE EXCLUSION CHROMATOGRAPHY (SEC):** Two methods were used in the SEC measurements. In the first one, the system consisted of a Waters 515 HPLC-pump, Waters Styragel-columns and Waters 2410 refractive index (RI)-detector. The SEC measurements were run in DMF containing 1 % of LiBr and calibrated using poly(methyl methacrylate) standards. The PNIPAm-1 homopolymer sample was prepared just by dissolving the sample to the eluent. The samples containing AMPTMA were prepared by first dissolving the polymers to methanol. Then LiNTf<sub>2</sub> was added as a 100 mg/mL-solution in methanol in such an amount that the mass of salt was 2.5-fold to the mass of the polymer. Methanol was then removed in vacuum and the residue was dissolved in the eluent in polymer concentration of 4 mg/mL, which corresponds to LiNTf<sub>2</sub> concentration of 10 mg/mL.

In the second method the system consisted of a Waters 515 HPLC-pump, Waters Ultrahydrogel-columns and Waters 2410 refractive index (RI)-detector. The samples were run in 0.8 M aqueous NaNO<sub>3</sub> with 3 % of acetonitrile. The system was calibrated with poly(ethylene oxide) standards. The samples were prepared by mixing the polymer and eluent to polymer concentration of 4 mg/mL and allowing the samples to dissolve refrigerated overnight.

**SAMPLE PREPARATION:** For all measurements of the thermoresponsive properties the samples were prepared in a similar fashion. Polymer stock solutions with concentration of 10 mg/mL were prepared by dissolving 0.2000 g of polymer in water and diluting it to a volume of 20 mL in a volumetric flask. The solutions were shaken at room temperature overnight and stored refrigerated for minimum of 24 hours before any sample preparation. All solutions needed in sample preparation were used as fridge-cold. The possible salt solutions were always added to the sample vial first, then water and finally the polymer while continuously stirring the solution. As an example, a solution with LiNTf<sub>2</sub> concentration of 10 mM, NaCl concentration of 500 mM and polymer concentration of 1 mg/mL were made as follows: 30  $\mu$ L of 1 M LiNTf<sub>2</sub>, 300  $\mu$ L of 5 M NaCl and 2370  $\mu$ L of water were added to a vial with a micropipette. Then the solution was stirred vigorously and 300  $\mu$ L of 10 mg/mL solution of polymer was added. In most cases, the polymer concentration was kept at 1 mg/mL.

**TRANSMITTANCE MEASUREMENTS:** Transmittance as a function of temperature was measured with JASCO J-815 CD spectrometer equipped with PTC-423S/15 Peltier type temperature control system. The transmittances of the samples were monitored at wavelength 600 nm. The sample cuvettes were degassed in vacuum at 5 °C prior to measurements. The

temperature was controlled with the sample holder, but the reported temperatures are measured directly from the sample. All of the heating and cooling scans were conducted with the rate of 1 °C/min.

The experiments were typically conducted by heating the sample holder from 5 °C to 90 °C, with an initial stabilization period of 10 minutes at 5 °C. Also a cooling cycle from 90 °C to 5 °C was usually measured, with 10 minutes of stabilization at the starting temperature. In some cases, the heating and cooling scans were done in succession. In these measurements, the first scan was always heating. The effect of the cooling rate was in some cases tested by cooling the sample, after the initial heating run, from 90 °C as fast as possible (in approximately five minutes) to 5 °C. Then, the sample was heated for the second time as described above.

**DIFFERENTIAL SCANNING MICROCALORIMETRY (MICRO-DSC):** Micro-DSC measurements were conducted with MicroCal VP-DSC microcalorimeter. The sample concentration was always kept at 1 mg/mL. The heating and cooling rates were 1 °C/min. Most of the measurements were done by heating the cells from 5 °C to 100 °C. Prior to measurement, the cells were stabilised at 5 °C for 10 minutes.

The reversibility of the transition was studied with controlled cooling by first stabilizing the sample at 5 °C for 10 minutes, then heating it to 75 °C and finally cooling it back to 5 °C. After the first heating and cooling cycle, the following measurements were done by varying the stabilization period, starting from the longest one. Some samples were heated only to 50 °C and cooled to 5 °C as fast as possible (in this case the cooling rate is not constant but it takes approximately 6 minutes to reach 20 °C). This was done in order to minimize the time spent at high temperatures.

## Results and Discussion

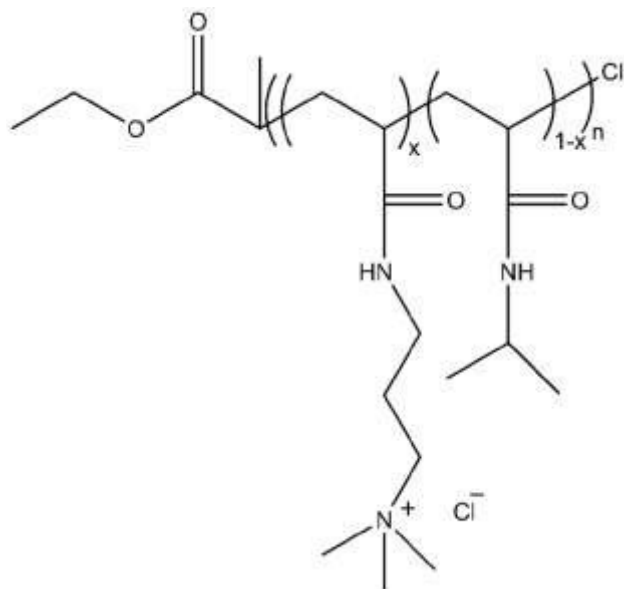
### Copolymerization

A series of copolymers consisting of NIPAm and AMPTMA repeating units were synthesized, along with the corresponding homopolymers. The general structure of the polymers is given in Scheme 1.

The ratios of the repeating units and degrees of polymerization were determined by NMR spectroscopy (ESI, Figure S1) and listed in Table 1. The copolymers (CPs) have been named according to their AMPTMA content as mol-%, *e.g.* CP-17 and CP-46 contain 17 and 46 mol-% of AMPTMA, respectively. The degrees of polymerization of the copolymers are relatively constant.

The conversions of the reactions (Table 1) were calculated by analysing the change in the integrals of the double bond signals at 5.5-5.9 ppm (ESI, Figure S2). The methyl protons at 1 ppm

were used as an internal standard. Unfortunately, the double bond peaks of the monomers overlap and thus, the conversions for individual monomers could not be determined. The reported values of conversion are the total conversion of all of the different double bonds in the reaction mixture.



Scheme 1. The general structure of the polymers.

It was observed that the AMPTMA content in the reaction mixture determined by NMR ( $f(\text{NMR})$ ) was systematically lower than what could be expected from the amount of AMPTMA weighed to the reaction flask ( $f(w)$ ). From this it can be concluded that washing with acetone and drying in vacuum are not very effective ways to remove water from AMPTMA, which was supplied as a 75 % aqueous solution (see Materials section). However, the  $f(\text{NMR})$  values are in good agreement with AMPTMA-content of the final copolymers (F).

At high conversions the relative amounts of repeating units in the copolymers correspond well to the amounts in the feed. The result as such does not give information on the randomness of the polymerization. While optimizing the reaction conditions it was observed that regardless of the ratios of monomers the AMPTMA content in the final copolymer is close to that in the feed (ESI, Figure S3). This also holds with varying conversions (ESI, Figure S4). The results taken together indicate that the polymers may be regarded as random ones. The conclusion is important since the chain microstructure has a strong impact on thermoresponsive properties of copolymers.<sup>44, 57</sup>

Determination of the molecular weight distribution turned out to be complicated, as noted also by others for PAMPTMA containing polymers.<sup>58</sup> SEC was conducted with two eluents

and columns. First measurements were done in DMF with 1 % LiBr, and the polymer counter ions exchanged to  $\text{NTf}_2$  to improve solubility. Second measurements were run in 0.8 M aqueous  $\text{NaNO}_3$  (see Experimental for details). Both methods gave reasonable results, see Table 1. PAMPTMA-1 and CP-65 were insoluble in DMF even after the ion exchange with  $\text{NTf}_2$ , which usually improves the solubility of polycations in organic solvents.<sup>51</sup> In the aqueous eluent, PAMPTMA-1 evidently interacts with the stationary phase since the apparent molecular weight was very low.

Molecular weight data in Table 1 is somewhat scattered, though the NMR results are close to the theoretical values. The overall conclusion is that the polymers are of the same order of molecular weight, and the distributions are sufficiently narrow.

### Thermal behaviour in aqueous solutions.

This study discusses polymers which show both LCST ( $T_{\text{cL}}$ ) and UCST ( $T_{\text{cU}}$ ) type cloud points. (For determining the  $T_{\text{cS}}$ , see Figure S5.) Unless otherwise noted, the values have been determined by approaching the transition from the soluble side *i.e.*  $T_{\text{cL}}$  from the heating curve and  $T_{\text{cU}}$  from the cooling curve. Micro-DSC was used to determine the temperature of maximum heat capacity ( $T_{\text{max}}$ ) and the enthalpy associated with the transition ( $\Delta H$ ). These values were always determined from the heating curves.

### HOMOPOLYMERS

When a small amount of  $\text{LiNTf}_2$  is added to aqueous PAMPTMA-1, no profound thermal transitions can be observed (ESI, Figure S6). If the same experiment is conducted in 100 mM NaCl a clear UCST transition appears (ESI, Figure S7) in the presence of  $\text{LiNTf}_2$ . Similar behaviour has recently been observed with two other polycations.<sup>53</sup>

The  $T_{\text{cU}}$  of PAMPTMA-1 (Figure 1) can be tuned by adjusting the concentrations of  $\text{LiNTf}_2$  and NaCl. As can be seen from Figure S8 in ESI, the main factor determining  $T_{\text{cU}}$  is the absolute concentration of  $\text{LiNTf}_2$ , not the ratio between AMPTMA units and  $\text{NTf}_2$ -anions. This simplifies the investigation of the copolymers in which the AMPTMA content varies. The phase separation is reversible and the transition temperatures kept constant when the measurement was conducted three times (ESI, Figure S9).

The effect of addition of  $\text{LiNTf}_2$  and NaCl into the solutions of PNIPAm-1 was studied calorimetrically. Calorimetry was not employed in the case of PAMPTMA-1, because the enthalpy change of the phase separation at the UCST is an order of magnitude lower than that of PNIPAm at the LCST.<sup>59</sup>



Table 1. NMR-results and molecular weights for the studied polymers.

Polymer	f(w) <sup>a</sup> (%)	f(NMR) <sup>b</sup> (%)	F <sup>c</sup> (%)	Conv. <sup>d</sup> (%)	DP <sup>e</sup>	M <sub>n</sub> (SEC, DMF) <sup>f</sup> (kg/mol) (M <sub>w</sub> /M <sub>n</sub> )	M <sub>n</sub> (SEC, aq) <sup>g</sup> (kg/mol) (M <sub>w</sub> /M <sub>n</sub> )	M <sub>n</sub> (NMR) <sup>h</sup> (kg/mol)	M <sub>n</sub> (th.) <sup>i</sup> (kg/mol)
PAMPTMA-1	100	100	100	96.7	43.2	insoluble	2.92 (1.12)	8.93	10.1
PNIPAm-1	0	0	0	90.4	69.0	17.5 (1.28)	1.36 (1.07)	7.94	10.4
CP-8	10.0	8.05	7.82	97.0	90.4	24.9 (1.18)	5.90 (1.28)	11.0	11.5
CP-17	20.1	18.1	17.1	90.7	86.2	28.0 (1.21)	10.4 (1.32)	11.3	11.6
CP-26	30.0	28.1	26.4	90.5	87.6	23.6 (1.18)	9.13 (1.31)	12.2	12.4
CP-46	50.0	49.5	46.2	84.8	79.1	18.0 (1.16)	10.0 (1.26)	12.5	13.5
CP-65	70.0	68.7	65.3	88.0	76.9	insoluble	9.59 (1.19)	13.6	15.0

a. Mole fraction of AMPTMA in the reaction mixture, based on weighing of the monomers to the reaction mixture. b. Mole fraction of AMPTMA in the reaction mixture by NMR. c. Mole fraction of AMPTMA in the copolymer by NMR. d. Total conversion, including both monomers. e. Total degree of polymerization determined by end groups analysis. f. Measured in DMF with 1 % of LiBr after ion exchange with NTf<sub>2</sub>. Calibrated with poly(methyl methacrylate) standards. g. Measured in 0.8 M aqueous NaNO<sub>3</sub>. Calibrated with poly(ethylene oxide) standards. h. M(ECIPr)+F\*DP\*M(AMPTMA)+(1-F)\*DP\*M(NIPA) i. Theoretical molecular weight:  $[M(\text{NIPAm}) \cdot \text{conv.} \cdot n(\text{NIPAm})/n(\text{ECIPr})] + [M(\text{AMPTMA}) \cdot \text{conv.} \cdot n(\text{NIPAm}) \cdot (f(\text{NMR})/(1-f(\text{NMR}))/n(\text{ECIPr})) + M(\text{ECIPr})]$

Values of  $T_{\text{max}}$  (the maximum of the endothermic peak, see Figure 2) show that increasing NaCl concentration decreases the transition temperature linearly, with a slope  $-14.3 \text{ } ^\circ\text{C/M}$ , which is in reasonable agreement with literature values of  $-13 \text{ } ^\circ\text{C/M}$  and  $-10.3 \text{ } ^\circ\text{C/M}$ .<sup>26, 29</sup> Also the effect of LiNTf<sub>2</sub> concentration is linear, and the slope is  $-39.5 \text{ } ^\circ\text{C/M}$ . The highly negative slope of LiNTf<sub>2</sub> is of the same order as the slopes of the strongest kosmotropes of the Hofmeister series, like NaSO<sub>4</sub>,

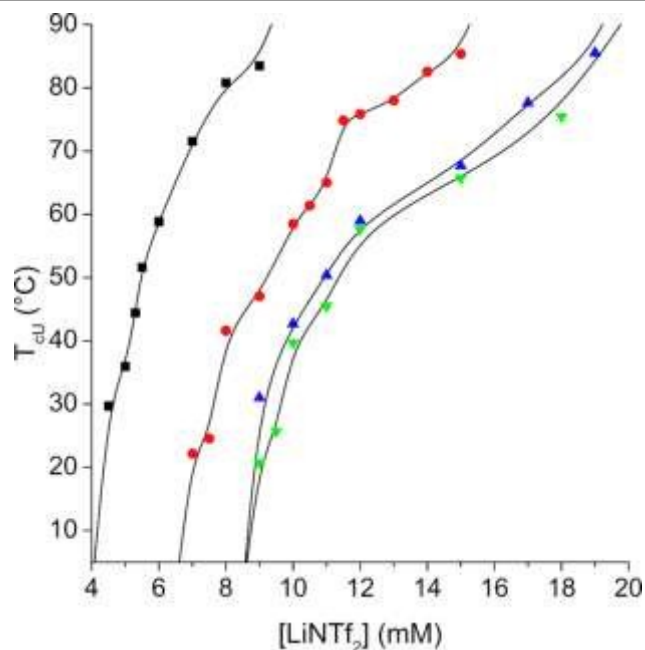


Figure 1.  $T_{\text{cu}}$  of 1 mg/mL solution of PAMPTMA-1 as a function of LiNTf<sub>2</sub>-concentration with NaCl-concentrations of 100 mM (■), 250 mM (●), 500 mM (▲) and 750 mM (▼). The lines are to guide the eye.

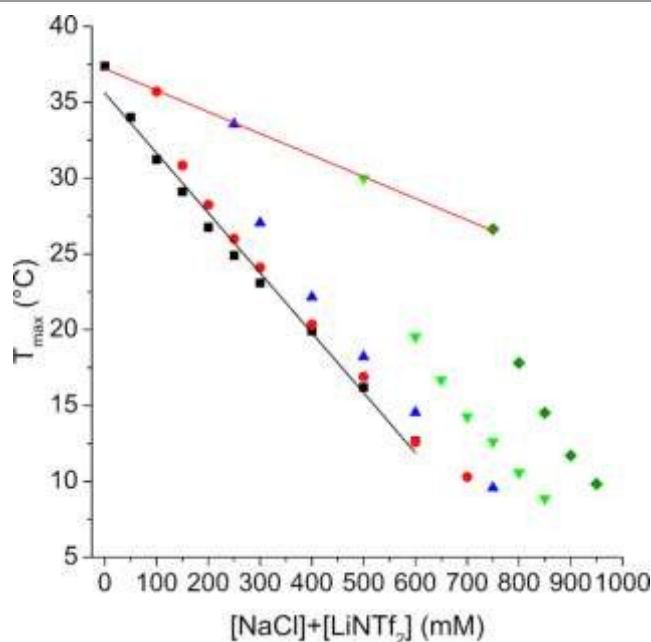


Figure 2.  $T_{\text{max}}$  as function total concentration of salts for 1 mg/mL PNIPAM-1 solutions containing LiNTf<sub>2</sub> with no added NaCl (■), with 100 mM NaCl (●), with 250 mM NaCl (▲), with 500 mM NaCl (▼) and with 750 mM NaCl (◆). The black line marks a linear fit for the solutions with only LiNTf<sub>2</sub> and red line for the ones with only NaCl.

which has a slope between  $-33.7$  and  $-38.0 \text{ } ^\circ\text{C/M}$ , depending on the molecular weight of PNIPAm.<sup>29</sup>

The salts have a synergistic effect since  $T_{\text{max}}$  decreases faster in the case of mixtures than it does with either salt alone. In the case of the present pair of salts, the contributions of individual ions, as is the case with potassium halides, cannot be distinguished.<sup>26</sup> The enthalpy associated with the PNIPAm phase separation is practically constant with NaCl concentration, but decreases heavily when LiNTf<sub>2</sub> is introduced (ESI, Figure S10).

Some representative thermograms of PNIPAm-1 are shown in Electronic Supplementary Information (Figure S11). Comparison of Figures 1 and 2 reveals that LiNTf<sub>2</sub> concentration has much stronger effect on the transition temperature of PAMPTMA-1 than on PNIPAm-1. The observation indicates that the effect of LiNTf<sub>2</sub> on the copolymers arises completely from interactions between AMPTMA-units and NTf<sub>2</sub>-ions.

### COPOLYMERS

T<sub>CL</sub> of CP-17 in varying NaCl concentrations can be altered within a broad range of temperatures by altering the LiNTf<sub>2</sub> concentration (Figure 3). LiNTf<sub>2</sub> “switches off” the AMPTMA charges and thus the polymer becomes a PNIPAm copolymer, the hydrophilic/hydrophobic ratio of which can be varied after the polymerization. The adjustment of the ionic strength is crucial to screen the charges in the mixture. At NaCl concentration of 750 mM the ionic strength is high enough to screen the charges so effectively that T<sub>CL</sub> is observable even without any LiNTf<sub>2</sub>. This effectively sets an upper limit to T<sub>CL</sub>.

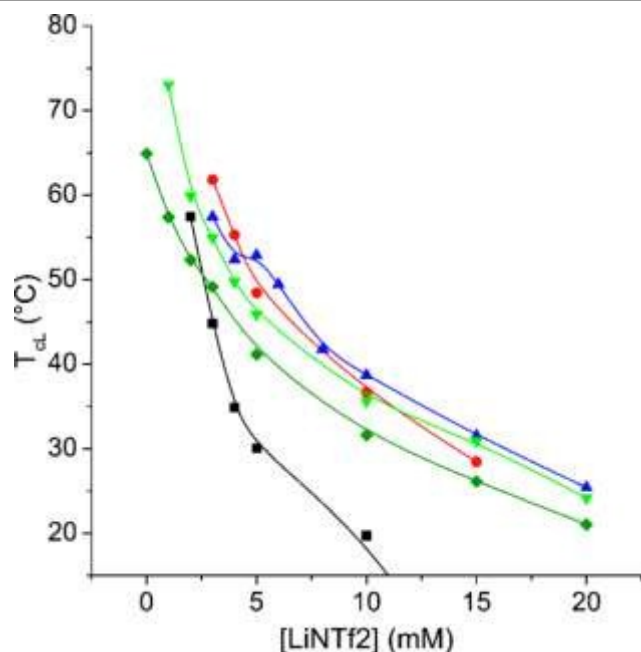


Figure 3. T<sub>CL</sub> of 1 mg/mL solution of CP-17 as a function of LiNTf<sub>2</sub>-concentration with no added NaCl (■), with 100 mM NaCl (●), with 250 mM NaCl (▲), with 500 mM NaCl (▼), and with 750 mM NaCl (◆). The lines are to guide the eye.

The results for CP-8 and CP-26 are qualitatively the same (ESI, Figures S12 and S13). The major difference is that with CP-8, 250 mM NaCl-concentration is enough for the detection of T<sub>c</sub> without any LiNTf<sub>2</sub>, but with CP-26 not even 750 mM is enough for this. This is in line with the results of Soll *et al.*, who studied copolymers of NIPAm and a cationic monomer in various concentrations of KBr.<sup>54</sup> Due to electrostatic interactions, the transitions are broad even at 500 mM NaCl (ESI, Figure S14). The transition gets narrower with increasing concentrations of LiNTf<sub>2</sub>, this indicating effective ion pairing

and therefore “switching off” the charges. T<sub>CL</sub> is fairly independent of polymer concentration (ESI, Figure S15).

Altogether, the results with CP-8, CP-17, and CP-26 show that with these copolymers, the T<sub>CL</sub> is adjustable over a broad range of concentrations by NaCl and LiNTf<sub>2</sub>.

The enthalpy changes associated with the dehydration of NIPAm units upon the thermal transition decrease with increasing transition temperature (Figure 4). Results of the calorimetric measurements show similar trends as the turbidity measurements discussed above (ESI, Figures S16-18).

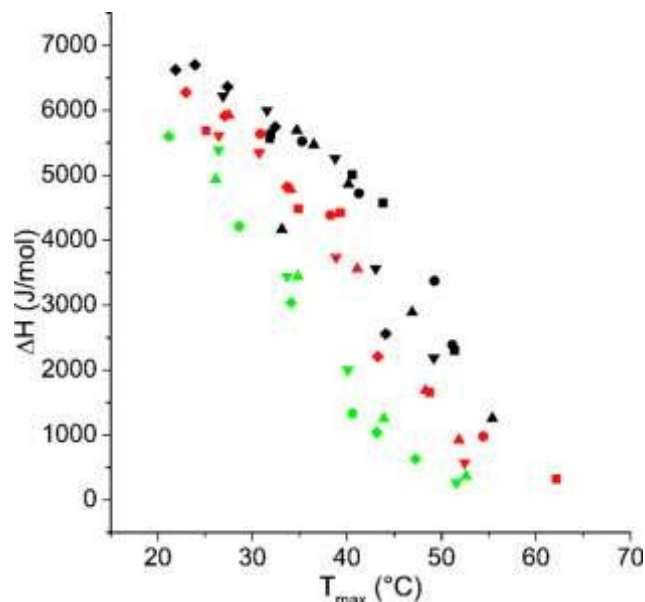


Figure 4. ΔH as a function of T<sub>max</sub> for CP-8 (black), CP-17 (red), and CP-26 (green) with no added NaCl (■), with 100 mM NaCl (●), with 250 mM NaCl (▲), with 500 mM NaCl (▼), or with 750 mM NaCl (◆). The enthalpies are reported per mole of NIPAm-units.

As CP-46 contains nearly equal amounts of the two different repeating units its phase separation characteristics show features of the corresponding homopolymers (Figure 5). Evidently the ion pairing decreases the electrostatic repulsion at low temperatures, but when temperature increases the ion pairs start to dissociate. Thus, at high temperatures the electrostatic interactions overrule the hydrophobic ones and this leads to the redissolution of the polymer. As a result the polymer shows both T<sub>CL</sub> and T<sub>CU</sub> in NaCl containing solutions. Only very wide transitions can be observed in a solution without NaCl. The concentration range of LiNTf<sub>2</sub> between complete solubility and complete insolubility is narrow, less than 4 mM in every case. The temperature range in which CP-46 is insoluble narrows as the polymer concentration decreases (ESI, Figure S19). Owing to the low NIPAm content of CP-46, the phase separation could not be observed calorimetrically.

As can be seen in Figure 5, the phase separation at the T<sub>CU</sub> shows only minimal hysteresis. On the other hand, the hysteresis in the process occurring at T<sub>CL</sub> is very strong (Figure

6). Longenecker *et al.* have observed similar behaviour for copolymers of hydroxyethyl methacrylate and methacrylamide analogue of AMPTMA.<sup>50</sup> They attribute this to the formation of hydrogen bonds, which probably is the case also with the copolymer of NIPAm and AMPTMA.

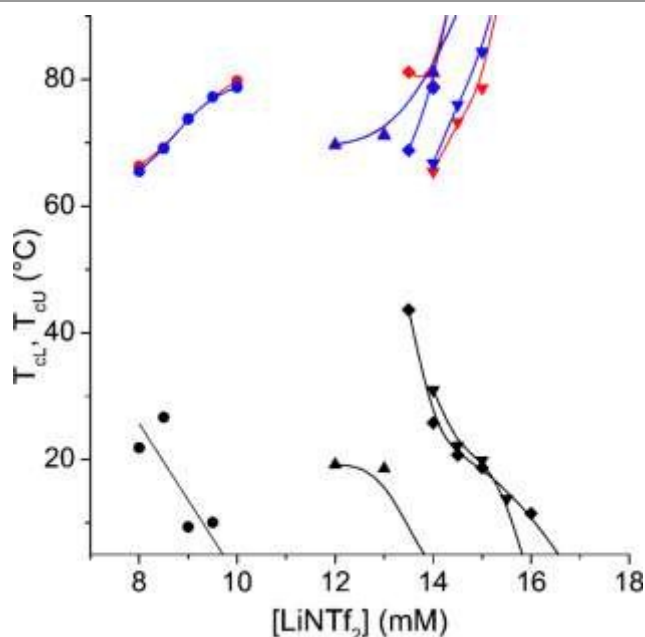


Figure 5.  $T_{cl}$  (black),  $T_{cu}$  on heating (red) and  $T_{cu}$  on cooling (blue) as a function of  $LiNTf_2$ -concentration for CP-46 in 100 mM NaCl (●), 250 mM NaCl (▲), 500 mM NaCl (▼), and 750 mM NaCl (◆). The lines are to guide the eye. The measurements have been started by heating runs from 5 to 90 °C, followed by cooling runs from 90 to 5 °C (see Experimental for details).

The formation of hydrogen bonds is known to be the reason for the hysteresis for PNIPAm homopolymer.<sup>23</sup> The much more pronounced hysteresis in the present case can be rationalized by the fact that AMPTMA-units with  $NTf_2$  ions are hydrophobic at low temperatures and thus are more likely to remain hydrogen bound to NIPAm units instead of forming hydrogen bonds with water. Formation of complexes between the cationic groups of AMPTMA and amides of NIPAm in the collapsed state cannot be ruled out either.

The AMPTMA content of CP-65 is so high that the polymer behaves as PAMPTMA-1 (Figure 7). The polymer displays only  $T_{cu}$ , which indicates that at low temperatures the solubility of PNIPAm is not enough to dissolve CP-65 in the presence of the added salts. The hysteresis upon the heating and cooling cycles is very small. Interestingly, comparison of Figures 1 and 7 shows that  $T_{cu}$  of PAMPTMA-1 is always higher than  $T_{cu}$  of CP-65, when the NaCl and  $LiNTf_2$  concentrations are the same. In the CP-65- $NTf_2$ -system, NIPAm units seem to increase the polymer solubility even at elevated temperatures.

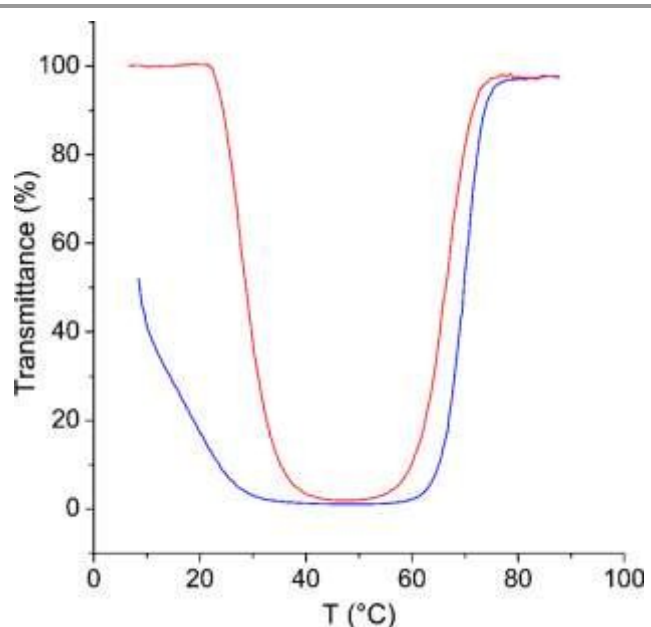


Figure 6. Transmittance as a function of temperature on heating (red) and on cooling (blue) for CP-46 in 500 mM NaCl with 14.5 mM  $LiNTf_2$ .

Finally, a note on the reversibility of the transitions needs to be added. CP-46 did not show complete redissolution upon controlled cooling, as can be seen in Figure 6. In general, addition of salts made the remixing slower. For PNIPAm-1 this was observed in 500 mM NaCl and for CP-8 in 10 mM  $LiNTf_2$  (ESI, Figures S20 and S21). A clear shoulder could be observed in the endotherms, and it did not totally vanish upon stabilizing the samples for 16 hours at 5 °C. However, when the time the sample was kept above  $T_{cl}$  was minimized (ESI, Figures S22 and S23), or when the sample was quenched to the starting temperature, the system was completely reversible (Figure S24).

The slowness of redissolution of PNIPAm-1 in the salt solution owes to the poorer solvent quality of 500 mM NaCl for PNIPAm compared to pure water, and this is why the  $T_{max}$  is also lower. It is known from PNIPAm in water that the redissolution slows down when the polymer is kept above its transition temperature for long.<sup>24</sup> This is the case also for the present copolymers in question and is probably due to the fact that intra- and intermolecular hydrogen bonds have more time to form.



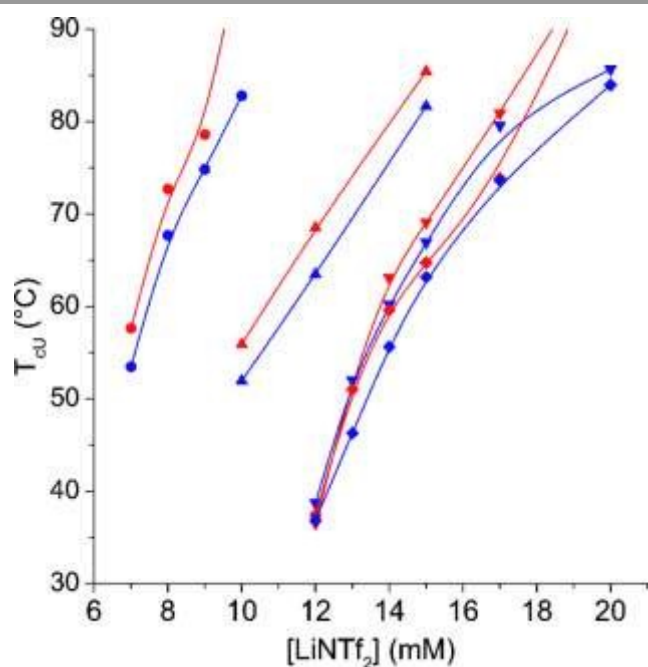


Figure 7.  $T_{cu}$  on heating (red) and  $T_{cu}$  on cooling (blue) as a function of  $LiNTf_2$ -concentration for CP-65 in 100 mM NaCl (●), 250 mM NaCl (▲), 500 mM NaCl (▼), and 750 mM NaCl (◆). The lines are to guide the eye. The measurements have been started by heating runs from 5 to 90 °C, followed by cooling runs from 90 to 5 °C (see Experimental for details).

## Conclusions

Copolymers of NIPAm and cationic AMPTMA were successfully synthesized. The ratios of repeating units in the copolymers were similar to those in the feed. The determination of molecular weights proved to be difficult, but the polymers were of equal size and the molecular weights were narrowly distributed.

Introducing  $LiNTf_2$  to the solution of PAMPTMA-1 turned the polymer insoluble in water and a UCST type behaviour was observed if also NaCl was present in the solution. This is probably due to the ion pairing which is reversed at high temperature. High enough concentration of NaCl is needed to screen the charges in a way that the AMPTMA units and  $NTf_2$  ions do not “sense” each other, and the polymer dissolves. Competition between  $NTf_2$  and chloride ions of the cationic sites in the polymer made PAMPTMA-1 less sensitive to  $LiNTf_2$  at higher NaCl concentrations. The UCST behaviour as described above is reported for the first time for this particular pair of ions.

For PNIPAm, it was shown that  $LiNTf_2$  has an effect similar to the strongest kosmotropes in the Hofmeister series, seen as the strong transition temperature lowering effect of  $LiNTf_2$ . Although the effect of  $LiNTf_2$  on the transition temperature of PNIPAm is strong, its effect on PAMPTMA is much stronger. Thus the effect of  $LiNTf_2$  on the copolymers arises mostly from the interactions between AMPTMA-units and  $NTf_2$  ions.

The charges in the copolymers with low AMPTMA content could be “switched off” with  $LiNTf_2$  due to the ion pairing. The addition of the bulky hydrophobic  $NTf_2$  anion to the copolymer solution is analogous to a case where NIPAm is copolymerized with a hydrophobic monomer. However, in the present case the “comonomer content” can be manipulated after the polymerization. As with the homopolymer PAMPTMA-1, the strength of the effect of  $LiNTf_2$  on the copolymer  $T_{cl}$  is modulated by the presence of NaCl. In several cases the phase remixing was slow, which can be attributed to hydrogen and ionic bonds in the collapsed state.

When the AMPTMA content of the copolymer is high enough, both LCST and UCST transitions occur. With the highest AMPTMA content, 65 mol-%, only UCST could be observed, however, with less sensitivity towards  $LiNTf_2$  than was the case with PAMPTMA-1 homopolymer.

In short, a new method has been developed to adjust the phase transition temperature(s) of NIPAm-containing copolymers. This should be also generally applicable to several thermosensitive copolymers that contain cationic units.

## Acknowledgements

Financial support from the Academy of Finland (grant number 264990) and ERA.Net RUS (Project SILICAMPS) are gratefully acknowledged.

†Electronic Supplementary Information (ESI) available: NMR-spectra, definitions of the cloud points, representative transmittance as a function of temperature-curves,  $T_{cl}$  as a function of  $LiNTf_2$ -concentration for CP-8 and CP-26, effect of polymer concentration on  $T_{cl}$  and  $T_{cu}$ , representative micro-DSC-thermograms, and figures on the effect of heating rate on reversibility of the transitions. See DOI: 10.1039/b000000x/

## References

- Seuring, J.; Agarwal, S. *Macromol. Rapid Commun.* **2012**, *33*, 1898-1920.
- Heskins, M.; Guillet, J. E. *J. Macromol. Sci., Chem.* **1968**, *2*, 1441-1455.
- Aseyev, V.; Tenhu, H.; Winnik, F. M. *Adv. Polym. Sci.* **2011**, *242*, 29-89.
- Fujishige, S.; Kubota, K.; Ando, I. *J. Phys. Chem.* **1989**, *93*, 3311-3313.
- Xia, Y.; Yin, X.; Burke, N. A. D.; Stöver, H. D. H. *Macromolecules* **2005**, *38*, 5937-5943.
- Xia, Y.; Burke, N. A. D.; Stöver, H. D. H. *Macromolecules* **2006**, *39*, 2275-2283.
- Kubota, K.; Fujishige, S.; Ando, I. *J. Phys. Chem.* **1990**, *94*, 5154-5158.
- Kujawa, P.; Aseyev, V.; Tenhu, H.; Winnik, F. M. *Macromolecules* **2006**, *39*, 7686-7693.
- Schild, H. G.; Tirrell, D. A. *J. Phys. Chem.* **1990**, *94*, 4352-4356.
- Maeda, Y.; Higuchi, T.; Ikeda, I. *Langmuir* **2000**, *16*, 7503-7509.

11. Maeda, Y.; Nakamura, T.; Ikeda, I. *Macromolecules* **2001**, *34*, 1391-1399.
12. Deshmukh, S. A.; Sankaranarayanan, S. K. R. S.; Suthar, K.; Mancini, D. C. *J. Phys. Chem. B* **2012**, *116*, 2651-2663.
13. Wu, C.; Zhou, S. *Macromolecules* **1995**, *28*, 5388-5390.
14. Wu, C.; Wang, X. *Phys. Rev. Lett.* **1998**, *80*, 4092-4094.
15. Wang, X.; Qiu, X.; Wu, C. *Macromolecules* **1998**, *31*, 2972-2976.
16. Tiktopulo, E. I.; Bychkova, V. E.; Ricka, J.; Ptitsyn, O. B. *Macromolecules* **1994**, *27*, 2879-2882.
17. Tiktopulo, E. I.; Uversky, V. N.; Lushchik, V. B.; Klenin, S. I.; Bychkova, V. E.; Ptitsyn, O. B. *Macromolecules* **1995**, *28*, 7519-7524.
18. Heyda, J.; Dzubiella, J. *J. Phys. Chem. B* **2014**, *118*, 10979-10988.
19. Maeda, Y.; Higuchi, T.; Ikeda, I. *Langmuir* **2001**, *17*, 7535-7539.
20. Principi, T.; Goh, C. C. E.; Liu, R. C. W.; Winnik, F. M. *Macromolecules* **2000**, *33*, 2958-2966.
21. Schild, H. G.; Tirrell, D. A. *Langmuir* **1991**, *7*, 665-671.
22. Sun, B.; Lin, Y.; Wu, P.; Siesler, H. W. *Macromolecules* **2008**, *41*, 1512-1520.
23. Cheng, H.; Shen, L.; Wu, C. *Macromolecules* **2006**, *39*, 2325-2329.
24. Van Durme, K.; Van Assche, G.; Van Mele, B. *Macromolecules* **2004**, *37*, 9596-9605.
25. Lai, H.; Chen, Q.; Wu, P. *Soft Matter* **2013**, *9*, 3985-3993.
26. Freitag, R.; Garret-Flaudy, F. *Langmuir* **2002**, *18*, 3434-3440.
27. Zhang, Y.; Furyk, S.; Bergbreiter, D. E.; Cremer, P. S. *J. Am. Chem. Soc.* **2005**, *127*, 14505-14510.
28. Zhang, Y.; Cremer, P. S. *Curr. Opin. Chem. Biol.* **2006**, *10*, 658-663.
29. Zhang, Y.; Furyk, S.; Sagle, L. B.; Cho, Y.; Bergbreiter, D. E.; Cremer, P. S. *J. Phys. Chem. C* **2007**, *111*, 8916-8924.
30. Shechter, I.; Ramon, O.; Portnaya, I.; Paz, Y.; Livney, Y. D. *Macromolecules* **2010**, *43*, 480-487.
31. Du, H.; Wickramasinghe, R.; Qian, X. *J. Phys. Chem. B* **2010**, *114*, 16594-16604.
32. Kohori, F.; Sakai, K.; Aoyagi, T.; Yokoyama, M.; Sakurai, Y.; Okano, T. *J. Controlled Release* **1998**, *55*, 87-98.
33. Furyk, S.; Zhang, Y.; Ortiz-Acosta, D.; Cremer, P. S.; Bergbreiter, D. E. *J. Polym. Sci., Part A: Polym. Chem.* **2006**, *44*, 1492-1501.
34. Ito, M.; Ishizone, T. *J. Polym. Sci., Part A: Polym. Chem.* **2006**, *44*, 4832-4845.
35. Ray, B.; Okamoto, Y.; Kamigaito, M.; Sawamoto, M.; Seno, K.; Kanaoka, S.; Aoshima, S. *Polym. J.* **2005**, *37*, 234-237.
36. Hirano, T.; Okumura, Y.; Kitajima, H.; Seno, M.; Sato, T. *J. Polym. Sci., Part A: Polym. Chem.* **2006**, *44*, 4450-4460.
37. Winnik, F. M.; Ringsdorf, H.; Venzmer, J. *Macromolecules* **1990**, *23*, 2415-2416.
38. Schild, H. G.; Muthukumar, M.; Tirrell, D. A. *Macromolecules* **1991**, *24*, 948-952.
39. Feil, H.; Bae, Y. H.; Feijen, J.; Kim, S. W. *Macromolecules* **1993**, *26*, 2496-2500.
40. Takei, Y. G.; Aoki, T.; Sanui, K.; Ogata, N.; Okano, T.; Sakurai, Y. *Bioconjugate Chem.* **1993**, *4*, 341-346.
41. Shen, Z.; Terao, K.; Maki, Y.; Dobashi, T.; Ma, G.; Yamamoto, T. *Colloid Polym. Sci.* **2006**, *284*, 1001-1007.
42. Chung, J. E.; Yokoyama, M.; Aoyagi, T.; Sakurai, Y.; Okano, T. *J. Controlled Release* **1998**, *53*, 119-130.
43. Liu, H.; Avoce, D.; Song, Z.; Zhu, X. X. *Macromol. Rapid Commun.* **2001**, *22*, 675-680.
44. Weng, Y.; Ding, Y.; Zhang, G. *J. Phys. Chem. B* **2006**, *110*, 11813-11817.
45. Maeda, T.; Yamamoto, K.; Aoyagi, T. *J. Colloid Interface Sci.* **2006**, *302*, 467-474.
46. Maeda, Y.; Yamamoto, H.; Ikeda, I. *Langmuir* **2001**, *17*, 6855-6859.
47. Bokias, G.; Staikos, G.; Iliopoulos, I. *Polymer* **2000**, *41*, 7399-7405.
48. Mori, T.; Nakashima, M.; Fukuda, Y.; Minagawa, K.; Tanaka, M.; Maeda, Y. *Langmuir* **2006**, *22*, 4336-4342.
49. Fang, J.; Bian, F.; Shen, W. *J. Appl. Polym. Sci.* **2008**, *110*, 3373-3378.
50. Longenecker, R.; Mu, T.; Hanna, M.; Burke, N. A. D.; Stöver, H. D. H. *Macromolecules* **2011**, *44*, 8962-8971.
51. Marcilla, R.; Blazquez, J. A.; Fernandez, R.; Grande, H.; Pomposo, J. A.; Mecerreyes, D. *Macromol. Chem. Phys.* **2005**, *206*, 299-304.
52. Karjalainen, E.; Aseyev, V.; Tenhu, H. *Macromolecules* **2014**, *47*, 2103-2111.
53. Karjalainen, E.; Aseyev, V.; Tenhu, H. *Macromolecules* **2014**, *47*, 7581-7587.
54. Soll, S.; Antonietti, M.; Yuan, J. *ACS Macro Lett.* **2012**, *1*, 84-87.
55. Strandman, S.; Pulkkinen, P.; Tenhu, H. *J. Polym. Sci., Part A: Polym. Chem.* **2005**, *43*, 3349-3358.
56. Wang, J.; Matyjaszewski, K. *J. Am. Chem. Soc.* **1995**, *117*, 5614-5615.
57. Pineda-Contreras, B. A.; Liu, F.; Agarwal, S. *J. Polym. Sci., Part A: Polym. Chem.* **2014**, *52*, 1878-1884.
58. Korchagina, E. V.; Qiu, X.; Winnik, F. M. *Macromolecules* **2013**, *46*, 2341-2351.
59. Seuring, J.; Bayer, F. M.; Huber, K.; Agarwal, S. *Macromolecules* **2012**, *45*, 374-384.