

RSC Advances



This is an *Accepted Manuscript*, which has been through the Royal Society of Chemistry peer review process and has been accepted for publication.

Accepted Manuscripts are published online shortly after acceptance, before technical editing, formatting and proof reading. Using this free service, authors can make their results available to the community, in citable form, before we publish the edited article. This *Accepted Manuscript* will be replaced by the edited, formatted and paginated article as soon as this is available.

You can find more information about *Accepted Manuscripts* in the [Information for Authors](#).

Please note that technical editing may introduce minor changes to the text and/or graphics, which may alter content. The journal's standard [Terms & Conditions](#) and the [Ethical guidelines](#) still apply. In no event shall the Royal Society of Chemistry be held responsible for any errors or omissions in this *Accepted Manuscript* or any consequences arising from the use of any information it contains.

Cite this: DOI: 10.1039/c0xx00000x

www.rsc.org/xxxxxx

ARTICLE TYPE

An efficient oxidation of alcohols using a new trinuclear copper complex as a reusable catalyst under solvent free condition

Rosmita Borthakur,^{a*} Mrityunjaya Asthana,^b Mithu Saha,^a Arvind Kumar^c and Amarta Kumar Pal^a

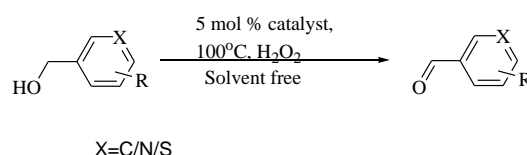
⁵ Received (in XXX, XXX) XthXXXXXXXXXX 20XX, Accepted Xth XXXXXXXXXXXX 20XX
DOI: 10.1039/b000000x

A new trinuclear copper (II) complex $[\text{Cu}_3(\text{L})(\mu_2\text{-Cl})_2(\text{H}_2\text{O})_6]$ was synthesized and characterized by various spectroscopic techniques. The trinuclear complex was demonstrated as an efficient catalyst for the selective oxidation of primary, secondary, aliphatic, heteroatomic and conjugated allyl alcohols to the corresponding aldehydes/ketones in good to excellent yields under solvent free conditions using H_2O_2 as an oxidant. The catalyst is easily synthesizable, easy to handle and reusable upto eight runs.

The oxidation of alcohols to aldehydes and ketones is a chemical transformation¹ of primary industrial importance because carbonyl compounds are precursors of a variety of valuable fine chemicals including fragrances, flame retardants and in pharmaceuticals such as vitamins and drugs.² Several methods have been developed to accomplish this particular reaction using catalysts from a variety of metals and supports, including chromium reagents,³ manganese (IV) oxides,⁴ activated DMSO,⁵ hypervalent iodine reagents,⁶ ruthenium reagents,⁷ osmium (VI) oxide,⁸ metals⁹⁻¹⁶ transition metal nitrates on solid supports¹⁷ or NaOCl/TEMPO^{8,18}, as it was reported in some recent reviews.¹⁹ Although most of these processes offer distinct advantages, but at the same time they suffer from certain drawbacks such as longer reaction time, use of organic solvents, unsatisfactory yields, high costs, use of stoichiometric amounts as well as environmentally toxic catalysts. Thus the development of simple, highly efficient methodologies remains desired.

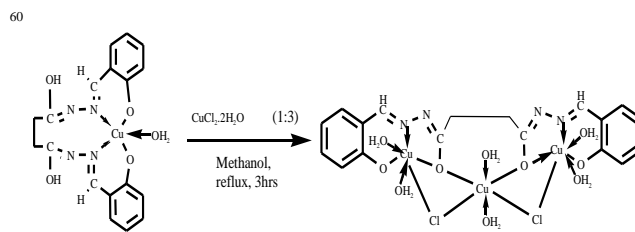
Copper compounds are well known as very important reagent and catalyst²⁰ in many organic reactions because of their stability, ease of handling,²¹ economical and relatively less hazardous nature.²² Heterogeneous catalysts in the liquid phase offer several advantages as compared to those of homogeneous ones in respect of their recovery, recycling, atom utility and enhanced stability. Literature survey revealed that only a few examples using cheap and “green” copper catalyst and molecular oxygen²³ or hydrogen peroxide²⁴ are known so far.

Continuing our interest in exploring the catalytic properties of the synthesized complexes,²⁵ we report herein, a new catalyst-support system for the oxidation of alcohols, which is less expensive than the currently used systems and leads to high yield with high selectivity. The system consists of a copper dihydrazone complex as catalyst, which can be easily prepared and showed excellent tolerance for a broad range of alcoholic substrates and was notably not deactivated by *N/S*-containing heteroatom systems (Scheme 1) under solvent free condition.



Scheme 1 Oxidation of alcohols

The precursor complex $[\text{Cu}(\text{H}_2\text{L})(\text{H}_2\text{O})]$ was synthesized by template method by treating succinoyldihydrazine, $\text{Cu}(\text{OAc})_2 \cdot \text{H}_2\text{O}$ and salicylaldehyde in 1:1:3 molar ratio in methanol by literature method.²⁶ The Cu(II) complex on reaction with copper chloride dihydrate in MeOH medium resulted into a dark green precipitate which on the basis of elemental analyses, molecular weight and mass spectral studies was found to have the composition $[\text{Cu}_3(\text{L})(\mu_2\text{-Cl})_2(\text{H}_2\text{O})_6]$ (Scheme 2).



Scheme 2 Synthesis of $[\text{Cu}_3(\text{L})(\mu_2\text{-Cl})_2(\text{H}_2\text{O})_6]$

The complex is brown in colour and air stable. It is soluble in DMSO and DMF only. The compound is non-ionic in nature, as determined by molar conductance $\Lambda_m = 1.2 \Omega \text{ cm}^2 \text{ mol}^{-1}$.²⁷ The

^a Department of Chemistry, Centre of Advanced Study, North-Eastern Hill University, Shillong-793022, Meghalaya, India. E-mail: roschem07@gmail.com

^b Department of Chemistry, Centre of Advanced Study, Banaras Hindu University, Varanasi-221005, India

^c Department of Chemistry, Faculty of Science and Agriculture, The University of West-Indies, St Augustine, Trinidad and Tobago, West-Indies.

†Electronic Supplementary Information (ESI) available: Full details of catalyst characterization, spectra of carbonyl compounds

See DOI: 10.1039/b000000x/

acetonitrile, but the best results were obtained when the reaction was carried out under solvent free condition (Fig. 3).

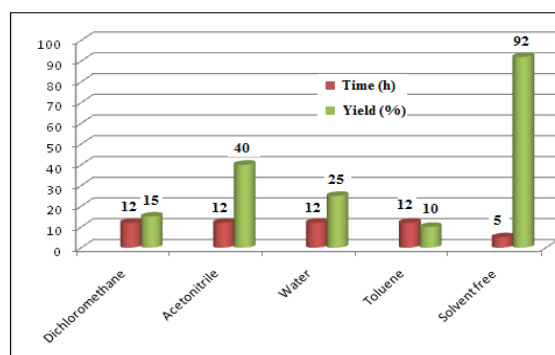


Fig. 3 Optimization of the solvent effect

We turned our attention towards screening of appropriate concentration of catalyst loading. The catalyst loading was varied from 2-15 mol%. The result revealed that when the reaction was carried out at 2 mol% of catalyst it gave lower yield of the product. Best yields were obtained in presence of just 5 mol% of catalyst. On increasing the catalyst loading to 10, 15 mol% the product yield decreased with longer reaction time. The reaction was also carried out in absence of catalyst, but the reaction did not proceed at all and only the starting material was recovered. Thus, the catalyst plays an important role in the success of reaction and product yield (Fig. 4).

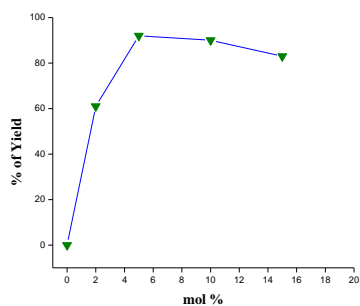


Fig. 4 Effect of catalyst loading on the model reaction

Next, the effect of temperature was also evaluated. It was observed that fast reaction occurred on raising the temperature from 25 °C to 100 °C and the yield of desired product increased considerably. We were pleased to find that the reaction proceeded smoothly and almost complete conversion of reactants was observed at 100 °C to afford the desired product **2** in 92% yield (Table 1, entry 2). However, at room temperature a lower yield of product was obtained even after longer reaction time. Thus, it was concluded that 5 mol% catalyst, H₂O₂ (30 %) without solvent as the optimized reaction condition for this conversion (Fig. 5).

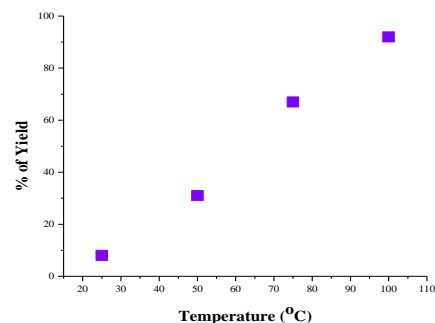
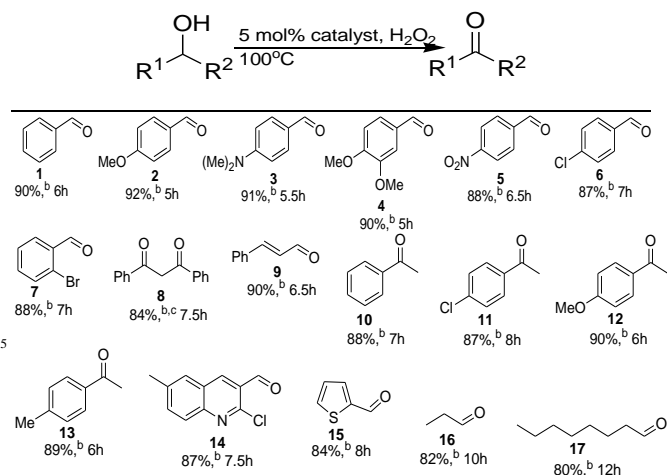


Fig. 5 Effect of temperature on the model reaction

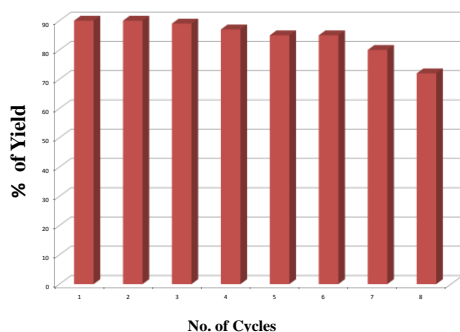
The above optimized protocol was further extended for oxidation of different primary, secondary and hetero-aromatic alcohols. The feasibility of employing aliphatic alcohols instead of aryl alcohols in the reaction was also investigated (Table 1). Benzyl alcohol with substituents of varying electronic properties smoothly converted to the corresponding aldehydes (Table 1, 1-7). Electron donating substituents gave higher yields (2-4) whereas electron withdrawing substituents slightly lowered the yields (5-7). Benzyl alcohol and phenyl ethanol also gave good yields (1 and 10). Electron donating and withdrawing substituents on phenyl ethanol also oxidized to the corresponding ketones in good to excellent yields (10-13). It follows from Table 1 that both aromatic primary and secondary alcohols worked well, giving excellent yields of products with high purity. It was found that benzil was obtained in good yields from benzoin (**8**) and cinnamaldehyde from cinnamyl alcohol giving yield up to 90 % (**9**). The conversion proceeded smoothly even in the presence of heteroatoms such as *N* and *S* in the substrates (**14** and **15**). Oxidation of primary aliphatic alcohols to the corresponding aliphatic aldehydes is difficult using most heterogeneous catalysts, thus the low conversion of these alcohols (**16** and **17**) is understandable because of its low reactivity.³⁴ Hence, our catalyst oxidized various alcohols in good to excellent yields. Further, scope of the catalyst is currently underway in our laboratory.

Table 1 Oxidation of alcohols to aldehydes and ketones^a



^areaction condition: catalyst (5 mol %), alcohol (5 mmol), H₂O₂ (30%) were stirred at 100 °C for appropriate time. ^bisolated yield. ^cbenzoin used as substrate

5 The reusability of catalyst is important for catalysis reactions. Therefore, the reusability of our prepared catalyst was also examined. It was found that the catalyst can be reused for another eight consecutive runs under similar reaction conditions. After each run, the catalyst was filtered and washed with DCM and dried in oven for 30 minutes and reused for the next run. The yields of product decreased slightly with reuse of catalyst over eight consecutive runs (Fig. 6).



15 **Fig. 6** Reusability of catalyst

Conclusion

In conclusion, a new trinuclear copper (II) complex [Cu₃(L)(μ₂-Cl)₂(H₂O)₆] was synthesized and used as a general catalyst for the efficient oxidation of a broad range of alcoholic substrates including heteroatom systems with hydrogen peroxide as an oxidant to give the corresponding aldehydes/ ketones in good to excellent yields under solvent free condition. The main advantage of our protocol is that expensive noble metals are not required for this transformation and the catalyst could be easily synthesized from simple starting materials with reusability upto eight runs without any significant loss of catalytic activity.

Experimental section

Melting points were recorded in open capillaries and are uncorrected. A Perkin-Elmer 2400 series II CHN analyzer was used to collect micro analytical data (C, H and N). The APCI mass spectrum of the complex was recorded on a Water ZQ 4000 Micro mass spectrometer in DMSO solution. The copper content of the complex was determined by standard literature procedure.³⁵ Conductance measurement was made at 1 KHz using Wayne Kerr B905 Automatic Precision Bridge. A dip-type conductivity cell having a platinized platinum electrode was used. The cell constant was determined using a standard KCl solution. Room temperature magnetic susceptibility measurement was made on a Sherwood Magnetic Susceptibility Balance MSB-Auto. Diamagnetic correction was carried out using Pascals Constants.³⁶ The standard used in the magnetic moment studies was a sealed sample of Manganese Chloride solution in a standard sample tube. The tube is labelled with the reading C_{std} = 1192, R₀ = -35 and T °C = 21, where C_{std} = reading taken in a

45 calibrated instrument using a tared standard sample tube, R₀ = reading of the empty tube, T °C = temperature at which the measurement was taken. Firstly, an empty sample tube of known weight (g) was placed into the tube guide and the reading R₀ was taken. A small amount of solid was introduced into the weighing sample tube, and the bottom of the tube was gently tapped on a wooden bench a number of times to settle the solid particles. This procedure was repeated until a sufficient amount of sample was added, corresponding to a sample length, *l*, in the range 1.5 cm – 2 cm. Then the sample mass (*m*) in grams and the sample length, *l*, in cm was noted. Packed sample tube was then placed into the tube guide and the reading R was taken. The Mass susceptibility, χ_g in cgs, was calculated using $\chi_g = C \times l$ in cm $\times (R - R_0) / 10^9 \times \text{Mass of sample in tube in g}; \chi_g \times \text{Molecular mass} = \text{Molar susceptibility } (\chi_M); \mu_{\text{eff}} = 2.84 \sqrt{\chi_M \times T}$, T = temperature at which the measurement was taken. The magnetic moment for the complex per copper (II) atom was calculated using the empirical formulation for the complex i.e. [Cu(L)_{1/3}](μ₂-Cl_{2/3})(H₂O)₂. The empirical formula for the complex is taken as one third of the molecular formula [Cu₃(L)(μ₂-Cl)₂(H₂O)₆]. The FT-IR spectrum of the complex was recorded on a Perkin-Elmer FT-IR system, Spectrum BX, infrared spectrophotometer using KBr pellets. UV-Visible Spectra of the complex was recorded in DMSO solution at ~10⁻³ M concentration on a Perkin- Elmer Lambda-25 spectrophotometer. Electron paramagnetic resonance spectrum of the complex was recorded at X-band frequency on a Varian E-112 E-Line Century Service EPR spectrometer using TCNE (g=2.0027) as an internal field marker. Variable temperature experiments were carried out with a Varian Variable Temperature accessory. ¹H and ¹³C NMR spectra were recorded in CDCl₃ on Bruker Avance - 400 spectrometer and Jeol - 300 and 500 spectrometers.

Typical procedure for one pot conversion of alcohols to aldehydes catalyzed by [Cu₃(L)(μ₂-Cl)₂(H₂O)₆]:

All of the reactions were carried out at 100 °C under reflux in a 25ml flask equipped with a magnetic stirrer. 30% H₂O₂ solution was added to a mixture of alcohol (5 mmol) and the catalyst (5 mol %). The reaction solutions in all cases were vigorously stirred using magnetic stirrer and an oil bath was used to achieve the desired reaction temperature. After completion (TLC), the reaction mixture was cooled to room temperature and filtered. Filtrate was extracted with ethyl acetate (3x10 ml) and the combined organic extract was washed with water (3x10ml), brine (10 ml) and dried over anhydrous Na₂SO₄. After removing the solvent the crude product was purified by column chromatography over silica gel (60-120 mesh) using ethyl acetate and hexane as eluent to afford the pure products **1-17**.

Acknowledgements

Authors are thankful to Head, SAIF, North Eastern Hill University, Shillong for elemental analyses, recording spectra, the Head, SAIF, IIT Bombay, India for recording EPR spectra. Further, they would like to thank Prof. A. K. Chandra, Department of Chemistry, NEHU for fruitful discussion regarding DFT results. We are also thankful to the learned

referees for their valuable and constructive suggestions on our manuscript. RB thanks UGC, New Delhi for award of RFSMS and MA to CSIR, New Delhi for award of Senior Research Fellowship.

Notes and References

- (a) M. Hudlicky, *Oxidations in Organic Chemistry*, American Chemical Society: Washington, DC, 1990; (b) I. W. C. E. Arends, R. A. Sheldon in *Modern Oxidation Methods*, 2nd ed.; Blackwell, J.-E., Ed.; Wiley-VCH: Weinheim, 2010; (c) S. Velusamy, A. Srinivasan, T. Punniyamurthy, *Tetrahedron Lett.* 2006, **47**, 923.
- (a) S. M. Islam, A. S. Roy, P. Mondal, M. Mubarak, S. Mondal, D. Hossain, S. Banerjee, S. C. Santra, *J. Mol. Catal. A: Chem.* 2011, **336**, 106; (b) S. Ajaikumar, A. Pandurangan, *J. Mol. Catal. A: Chem.* 2008, **290**, 35.
- (a) G. Piancatelli, A. Scettri, M. D'Auria, *Synthesis* 1982, 245; (b) F. A. Luzzio, F. S. Guziec, *J. Org. Prep. Proced. Int.* 1988, **20**, 533.
- (a) A. J. Fatiadi, *Synthesis* 1976, 133; (b) R. J. K. Taylor, M. Reid, J. Foot, S. A. Raw, *Acc. Chem. Res.* 2005, **38**, 851.
- (a) A. J. Mancuso, S.-L. Huang, D. Swern, *J. Org. Chem.* 1978, **43**, 2480; (b) A. J. Mancuso, D. Swern, *Synthesis* 1981, 165; (c) T. T. Tidwell, *Synthesis* 1990, 857.
- (a) E. J. Corey, A. Palani, *Tetrahedron Lett.* 1995, **36**, 3485; (b) K. C. Nicolaou, Y.-L. Zhong, P. S. Baran, *J. Am. Chem. Soc.* 2000, **122**, 7596; (c) M. Uyanik, K. Ishihara, *Chem. Commun.* 2009, 2086.
- H. Tomioka, K. Takai, K. Oshima, H. Nozaki, *Tetrahedron Lett.* 1981, **22**, 1605.
- A. M. Maione, A. Romeo, *Synthesis* 1984, 955.
- (a) P. Gamez, I. W. C. E. Arends, J. Reedijk, R. A. Sheldon, *Chem. Commun.* 2003, 2414; (b) I. E. Marko, A. Gautier, R. Dumeunier, K. Doda, F. Philippart, S. M. Brown, C. J. Urch, *Angew. Chem., Int. Ed.* 2004, **43**, 1588; (c) O. Onomura, H. Arimoto, Y. Matsumura, Y. Demizu, *Tetrahedron Lett.* 2007, **48**, 8668; (d) P. J. Figiel, M. N. Kopylovich, J. Lasri, M. F. C. Guedes da Silva, J. J. R. F. da Silva, A. J. L. Pombeiro, *Chem. Commun.* 2010, 2766; (e) J. M. Hoover, S. S. Stahl, *J. Am. Chem. Soc.* 2011, **133**, 16901.
- (a) D. R. Jensen, J. S. Pugsley, M. S. Sigman, *J. Am. Chem. Soc.* 2001, **123**, 7475; (b) J. Liu, F. Wang, K. Sun, X. Xu, *Catal. Commun.* 2008, **9**, 386; (c) R. Dileep, B. R. Bhat, *Appl. Organometal. Chem.* 2010, **24**, 663.
- (a) L. Gonsalvi, I. W. C. E. Arends, R. A. Sheldon, *Org. Lett.* 2002, **4**, 1659; (b) K. Yamaguchi, N. Mizuno, *Angew. Chem. Int. Ed.* 2002, **41**, 4538; (c) B.-Z. Zhan, M. A. White, T.-K. Sham, J. A. Pincock, R. J. Doucet, K. V. R. Rao, K. N. Robertson, T. S. Cameron, *J. Am. Chem. Soc.* 2003, **125**, 2195.
- (a) H. Tsunoyama, H. Sakurai, Y. Negishi, T. Tsukuda, *J. Am. Chem. Soc.* 2005, **127**, 9374; (b) J. Ni, W.-J. Yu, L. He, H. Sun, Y. Cao, H.-Y. He, K.-N. Fan, *Green Chem.* 2009, **11**, 756.
- D. Sloboda-Rozner, P. L. Alsters, R. Neumann, *J. Am. Chem. Soc.* 2003, **125**, 5280.
- (a) Y.-C. Son, V. D. Makwana, A. R. Howell, S. L. Suib, *Angew. Chem. Int. Ed.* 2001, **40**, 4280; (b) H.-K. Kwong, P.-K. Lo, K.-C. Lau, T.-C. Lau, *Chem. Commun.* 2011, 4273.
- (a) K. Schroder, K. Junge, B. Bitterlich, M. Beller, *Top. Organomet. Chem.* 2011, **33**, 83; (b) T. Kunisu, T. Oguma, T. Katsuki, *J. Am. Chem. Soc.* 2011, **133**, 12937.
- (a) S. Das, T. Punniyamurthy, *Tetrahedron Lett.* 2003, **44**, 6033; (b) N. Gunasekaran, P. Jerome, S. W. Ng, E. R. T. Tiekink, R. Karvembu, *J. Mol. Catal. A: Chem.* 2012, **156**, 353.
- (a) V. D. Pawar, S. Bettigeri, S. -S. Weng, J.-Q. Kao, C.-T. Chen, *J. Am. Chem. Soc.* 2006, **128**, 6308; (b) M. Bagherzadeh, M. Amini, *J. Coord. Chem.* 2010, **63**, 3849; (c) K. Alagiri, K. R. Prabhu, *Tetrahedron* 2011, **67**, 8544.
- (a) R. A. Sheldon, I. W. C. E. Arends, *Adv. Synth. Catal.* 2004, **346**, 1051; (b) C. Bolm, A. S. Magnus, J. P. Hildebrand, *Org. Lett.* 2000, **2**, 1173; (c) M. Shibuya, Y. Osada, Y. Sasano, M. Tomizawa, Y. Iwabuchi, *J. Am. Chem. Soc.* 2011, **133**, 6497.
- (a) S. S. Stahl, *Angew. Chem., Int. Ed.* 2004, **43**, 3400; (b) T. Punniyamurthy, S. Velusamy, J. Iqbal, *Chem. Rev.* 2005, **105**, 2329.
- T. Punniyamurthy, L. Rout, *Coord. Chem. Rev.* 2008, **252**, 134.
- (a) E. J. García-Suárez, M. Tristany, A. B. García, V. Collière, K. Philippot, *Micro. and Meso. Mat.* 2012, **153**, 155; (b) A. Villa, N. Janjic, P. Spontoni, D. Wang, S. Sheng, L. Prati, *Appl. Catal. A: Gen.* 2009, **364**, 221; (c) A. Villa, D. Wang, N. Dimitratos, D. Su, V. Trevisan, L. Prati, *Catal. Today* 2010, **150**, 8.
- (a) D. Ramakrishna, B. R. Bhat, *Inorg. Chem. Comm.* 2011, **14**, 690; (b) D. Ramakrishna, B. R. Bhat, R. Karvembu, *Catal. Comm.* 2010, **11**, 498; (c) M. Rong, J. Wang, Y. Shen, J. Han *Catal. Comm.* 2012, **20**, 51; (d) R. Prabhu, R. Ramesh, *RSC Advances* 2012, **2**, 4515.
- F. A. Cotton, G. Wilkinson, C. A. Murillo, M. Bochmann in *Advanced Inorganic Chemistry*, 6th ed., John Wiley and Sons Pvt. Ltd., Singapore, 2003.
- (a) E. I. Solomon, R. K. Szilagy, S. D. George, L. Basumallick, *Chem. Rev.* 2004, **104**, 419; (b) E. I. Solomon, V. M. Sundaram, T. E. Machonkin, *Chem. Rev.* 1996, **96**, 2563; (c) P. Gamez, P. G. Aube, W. L. Driessen, J. Reedijk, *Chem. Soc. Rev.* 2001, **30**, 376.
- R. Borthakur, M. Asthana, A. Kuamr, A. Koch, R. A. Lal, *RSC Adv.* 2013, **3**, 22957.
- (a) A. Kumar, R. A. Lal, O. B. Chanu, R. Borthakur, A. Koch, A. Lemtur, S. Adhikari, S. Choudhury, *J. Coord. Chem.* 2011, **64**, 1729; (b) R. Borthakur, A. Kumar, A. Lemtur, R. A. Lal, *RSC Adv.* 2013, **3**, 15139.
- W. J. GEARLY, *Coord. Chem. Rev.* 1971, **7**, 81.
- E. A. Boudreaux, L. N. Mulay, *Theory and Applications of Molecular Paramagnetism*, John Wiley & Sons, New York, **1970**.
- A. D. Becke, *J. Chem. Phys.* 1993, **98**, 5648
- C. E. Check, T. O. Faust, J. M. Bailey, B. J.; B. J. Wright, T. M. Gilbert, L. S. Sunderlin, *J. Phys. Chem. A* 2001, **105**, 8111.
- H. Liu, F. Gao, D. Niu, J. Tian, *Inorg. Chim. Acta* 2009, **362**, 4179.
- F. Weinhold, J. E. Carpenter, *The Structure of Small Molecules and Ions*, Plenum, New York, 1988.
- A. E. Reed, L. A. Curtius, F. Weinhold, *Chem. Rev.* 1988, **88**, 899.
- C. Keresszegi, D. Ferri, T. Mallat, A. Baiker, *J. Catal.* 2005, **64**, 234.
- A. I. Vogel, *A Text Book of Quantitative Inorganic Analysis, Including Elementary Instrumentation Analysis*, 5th ed. ELB Saed Longman, London 1989.
- A. Syamal, R. L. Dutta in *Elements of Magnetochemistry*, East-West Press. Pvt. Ltd., New Delhi, 1993.

Graphical Abstract

An efficient oxidation of alcohols using a new trinuclear copper complex as a reusable catalyst under solvent free condition

Rosmita Borthakur^{a*}, Mrityunjaya Asthana^b, Mithu Saha^a, Arvind Kumar^c and Amarta Kumar Pal^a

^a Department of Chemistry, Centre of Advanced Study, North Eastern Hill University, Shillong-793022, Meghalaya, India. Phone: (+91)-0364-272-2617; e-mail: roschem07@gmail.com

^b Department of Chemistry, Centre of Advanced Study, Banaras Hindu University, Varanasi-221005 (U. P.)

^c Department of Chemistry, Faculty of Science and Agriculture, The University of West- Indies, St. Augustine, Trinidad and Tobago, West Indies



A new copper complex has shown efficacy as a catalyst for the selective oxidation of different alcohols using H_2O_2 as an oxidant under solvent free condition.