

# RSC Advances



This is an *Accepted Manuscript*, which has been through the Royal Society of Chemistry peer review process and has been accepted for publication.

*Accepted Manuscripts* are published online shortly after acceptance, before technical editing, formatting and proof reading. Using this free service, authors can make their results available to the community, in citable form, before we publish the edited article. This *Accepted Manuscript* will be replaced by the edited, formatted and paginated article as soon as this is available.

You can find more information about *Accepted Manuscripts* in the [Information for Authors](#).

Please note that technical editing may introduce minor changes to the text and/or graphics, which may alter content. The journal's standard [Terms & Conditions](#) and the [Ethical guidelines](#) still apply. In no event shall the Royal Society of Chemistry be held responsible for any errors or omissions in this *Accepted Manuscript* or any consequences arising from the use of any information it contains.

**A novel tetraphenylethene-carbazole type compound containing dimesitylboron moiety: aggregation-induced emission enhancement and electroluminescence properties**

**Heping Shi,<sup>\*a,b</sup> Jinwei Yang,<sup>a</sup> Xiuqing Dong,<sup>c</sup> Xiaohuan Wu,<sup>a</sup> Hongpeng Zhou<sup>a</sup> Fangqin Cheng,<sup>\*c</sup> and Martin M. F. Choi<sup>\*d</sup>**

<sup>a</sup>*School of Chemistry and Chemical Engineering, Shanxi University, 92 Wu Cheng Road, Taiyuan 030006, Shanxi Province, China. E-mail: hepingshi@sxu.edu.cn; Fax: +86-351-7011688; Tel.: +86-351-7010588*

<sup>b</sup>*State Key Laboratory of Luminescent Materials and Devices, South China University of Technology, Guangzhou 510640, Guangdong Province, China*

<sup>c</sup>*State Environmental Protection Key Laboratory of Efficient Utilization Technology of Coal Waste Resources, Shanxi University, 92 Wucheng Road, Taiyuan 030006, Shanxi Province, China. E-mail: cfangqin@sxu.edu.cn ; Fax: +86-351-7018813; Tel.: +86-351-7018813*

<sup>d</sup>*Partner State Key Laboratory of Environmental and Biological Analysis, and Department of Chemistry, Hong Kong Baptist University, 224 Waterloo Road, Kowloon Tong, Hong Kong SAR, China. E-mail: mfchoi@hkbu.edu.hk; Fax: +852-34117348; Tel.: +852-34117839*

**A high efficient blue light-emitting material based on tetraphenylethene as an aggregation-induced emission enhancement (AIEE) group, carbazole as a hole-transporting group and dimesitylboron as an electronic-transporting group was synthesized and utilized in OLEDs device.**

**Keywords:** tetraphenylethene, carbazole, dimesitylboron, aggregation-induced emission, electroluminescence property

Since Tang's innovative work on organic light-emitting diodes (OLEDs) in 1987,<sup>1</sup> OLEDs devices have attracted considerable interest owing to their potential applications in full-colour flat-panel display and solid state lighting.<sup>2-5</sup> In order to obtain high-performance OLEDs, many efforts have been made to develop various novel organic materials with desirable properties. To date, the photo-electronic properties of OLEDs devices have been improved greatly. Great success has been made in developing green and red organic light-emitting materials. However, it is still

a challenge to design and synthesize blue light-emitting materials of high efficiency, high colour purity, and long operational time due to their wide energy gap. In other words, the process of the injection of holes from the anode and electrons from the cathode in blue light-emitting OLEDs devices is difficult to balance.<sup>6-9</sup> Moreover, the luminescence of many organic luminophores is often weakened or quenched at high concentrations. This phenomenon is widely known as the aggregation-caused quenching effect and was proved to be a thorny obstacle to the fabrication of efficient OLEDs devices.<sup>10,11</sup> Both the above-mentioned factors give rise to the rarity of blue light-emitting materials.

In 2001, Tang and co-workers reported a phenomenon, termed aggregation-induced emission (AIE). They observed that 1-methyl-1,2,3,4,5-pentaphenylsilole is practically non-luminescent in solutions but becomes highly emissive when aggregated.<sup>12</sup> In the subsequent studies, they determined that restriction of intramolecular rotation (RIR) in aggregation state is the major impetus for AIE effect.<sup>13</sup> Based on RIR mechanism, Tang and other groups have discovered a number of AIE-active molecules including siloles, cyanostilbenes, and tetraphenylethene (TPE) derivatives. Among these molecules, tetraphenylethene derivatives enjoy the advantages of facile synthesis and outstanding AIE effect, and are thus considered as good electroluminescence (EL) materials for fabrication of OLEDs devices.<sup>14</sup>

Recently, Tang and co-workers reported an AIE-active molecular combining TPE and dimesitylboron moiety, which is a promising bifunctional EL material with excellent electron-transporting and light-emitting properties.<sup>15</sup> In their subsequent

study, they synthesized three AIE-active molecules incorporating TPE and carbazole moiety which are prospective bifunctional EL materials with excellent hole-transporting and light-emitting properties.<sup>16</sup> Their results demonstrated that compounds containing TPE and dimesitylboron as well as TPE and carbazole moieties are attractive materials for organic EL devices attributing to their efficient luminescence and transport performance. Inspired by their results, we are interested in synthesis of a new class of compounds possessing AIE, hole-transporting and electronic-transporting groups. This type of compounds is anticipated to show good thermal stability and multifunctional property. To our knowledge, there are only few reports on this type of compounds.

Herein we first report a novel compound based on tetraphenylethene (as aggregation-induced emission enhancement (AIEE) group), carbazole (as hole-transporting group) and dimesitylboron (as electronic-transporting group). This compound, 3-dimesitylboron-9-(4-(1,2,2-triphenylvinyl)phenyl)-9H-carbazole (**DTPCZ**), was synthesized by introducing dimesitylboron and TPE moieties to the 3-position and 9-position of carbazole, respectively. The resulting compound **DTPCZ** shows unique AIEE as well as excellent EL, hole-transporting and electron-transporting properties. The OLEDs device using **DTPCZ** as the light emitting layer shows pure blue emission with a luminance efficiency of 4.28 cd/A.

The target compound **DTPCZ** was obtained by a multi-step reaction. First, the key intermediate (3-bromo-9-(4-(1,2,2-triphenylvinyl)phenyl) carbazole) was synthesized via the modified Ullmann reaction of 1-(4-iodophenyl)-1,2,2-triphenylethene and

3-bromocarbazole in the presence of 18-crown-6,  $K_2CO_3$  and CuI catalyst system in DMF at 140 °C with 19.4% yield, and then, **DTPCZ** was obtained by reacting the key intermediate with *n*-BuLi, followed with adding dimesitylboron fluoride under  $N_2$  at -78 °C with 36% yield. The detailed synthetic route and chemical structure of **DTPCZ** confirmed by  $^1H$  and  $^{13}C$  nuclear magnetic resonance spectroscopy, mass spectrometry, and elemental analysis are presented in Electronic Supplementary Information (ESI). **Scheme 1** illustrates the synthetic route of **DTPCZ**.

The photophysical properties of **DTPCZ** (5.0  $\mu M$ ) in various solvent systems were initially studied. **Figure S1** (ESI) depicts the absorption spectra of **DTPCZ** in *n*-hexane, dichloromethane, tetrahydrofuran (THF), acetonitrile, and dimethylsulfoxide. Two absorption peaks at *ca.* 312 and 350 nm are observed in these solvents, corresponding to  $\pi \rightarrow \pi^*$  transitions of skeleton and intramolecular charge transfer (ICT), respectively. The absorption data are displayed in **Table S1** (ESI). The fluorescence spectra of **DTPCZ** were depicted in **Figure S2** (ESI). With the increasing polarity of the solvents, a bathochromic shift of 70 nm ranging from 383 nm (in hexane) to 453 nm (in  $CH_3CN$ ) was observed. Such a distinct solvatochromism indicated that intramolecular charge transfer from the tetraphenylethene-carbazole moiety to dimesitylboron moiety takes place during the excitation process. There is not much difference in the spectral characteristics of **DTPCZ** in these solvents.

It has been reported that the AIE of some TPE derivatives in organic solvents could be induced in the presence of polar co-solvent.<sup>[15]</sup> As such, the effect of water on AIE of **DTPCZ** in different THF-water solvent mixtures was investigated. Herein, THF

and water act as the solvent and non-solvent, respectively. **Figure 1a** depicts the photoluminescence (PL) spectra of **DTPCZ** in various THF-water solvent mixtures at an excitation wavelength of 350 nm. **DTPCZ** displays very weak PL emission in pure THF with a fluorescence quantum yield ( $\Phi$ ) of 0.38 % (the PL peak is at 425nm). There is no significant change in spectral characteristics of **DTPCZ** when the water volume fraction ( $f_w$ ) of the THF-water solvent mixtures is 0.0-60 % v/v. However, the PL peak shifts to 475nm (**Table S1, ESI**) and the PL intensity increases drastically when ( $f_w$ ) is > 60 % v/v. The higher the  $f_w = 65-95$  % v/v, the stronger the emission intensity. When  $f_w$  is 80 % v/v, a small increase in  $f_w$  can promote a large increase in PL intensity. When  $f_w$  is 95% v/v, the PL intensity reaches the maximum. **Figure 1b** depicts the plot of  $[(I/I_o) - 1]$  against  $f_w$ , where  $I_o$  and  $I$  are the PL intensities without and with water in the THF-water mixtures. It is obvious that water could induce the PL of **DTPCZ** in THF-water solvent mixture, attributing to the AIE of **DTPCZ** in high water content of solvent mixture.

The  $\Phi$  of **DTPCZ** in  $f_w = 95\%$  is 56%, which is enhanced by 148 times in comparison to that in THF and the corresponding PL peak intensity of **DTPCZ** at 475 nm increases by 256 times. These data strongly indicate the prominent aggregation-induced emission enhancement (AIEE) characteristics of **DTPCZ**, which can be attributed to the RIR process in the aggregate formation which populates the radioactive decay of the excitons and makes the luminogen fluoresce strong.<sup>17</sup> **DTPCZ** in THF-water mixtures ( $f_w = 65-95$  % v/v) are macroscopically homogenous with no sign of precipitates, thereby suggesting the aggregates are nano-dimensional.

The morphology of these nano-aggregates was investigated by SEM and TEM. **Figure S3 (ESI)** shows the SEM image of the nano-aggregates of **DTPCZ** obtained from THF-water (1:9) mixture. **DTPCZ** is highly aggregated to form some nanoparticles with diameters of less than 100 nm. The inset of **Figure S3** displays the TEM image of the nano-aggregates of **DTPCZ**. Spherical nanoparticles of diameter ca. 50–100 nm is clearly observed. These results confirm that **DTPCZ** could form nano-aggregates in high water contents of solvent mixtures and these nano-aggregates possess strong PL emission. **DTPCZ** does not form nano-aggregates such as in organic solvents and so no or very weak PL is found. Thin film of **DTPCZ** was fabricated on a glass substrate and its PL property was taken. **Figure S4 (ESI)** displays the PL spectrum of thin film of **DTPCZ** at an excitation wavelength of 350 nm. A strong blue emission band at 464 nm (**Table S1, ESI**) is observed which is similar to that of the nano-aggregates of **DTPCZ**. Our results demonstrate that once the **DTPCZ** molecules are aggregated, the PL properties of **DTPCZ** will be produced and the PL emission band will depend on the particle size and/or polydispersity of the nano-aggregates

To obtain better insight on geometrical structure and electronic properties of **DTPCZ**, **DTPCZ** was studied with DFT/B3LYP/6-31G (d, p) method by using the polarized continuum model (PCM). Coordinates of **DDBICZ** from DFT calculation are deposited in **Table S2 (ESI)**. The optimal structure and the highest occupied molecular orbital (HOMO) and lowest unoccupied molecular orbital (LUMO) distributions of **DTPCZ** are shown in **Figure S5 (ESI)**. The optimal geometry shows

that the TPE moiety is twisted from the plane of the carbazole and the dimesitylboron moiety forms propeller-like conformation at the 3-position of carbazole. We infer that the intramolecular rotation (IMR) process of the TPE unit and dimesitylboron moiety of DTPCZ can effectively consume the excited state energy, resulting in non-radiative decay process of the luminogens in the solution state, and when DTPCZ is aggregated as nano-suspensions or solid films, the intramolecular rotations are impeded and the propeller-like configuration hinder the emission quenching caused by intermolecular  $\pi$ - $\pi$  stacking interaction, thus endowing the aggregates with intense emission.

The electron density of the HOMO is localized on the backbone of carbazole and TPE while the electron density of the LUMO is localized mainly on the dimesitylboron moiety and slightly on the backbone of carbazole and TPE. Thus, the electronic transition from the ground state to the first excited state mainly involves the ICT from the backbone of carbazole and TPE as the electron-donor to the dimesitylboron moiety as the electron-acceptor.

The thermal properties of **DTPCZ** were investigated by thermal gravimetric analysis (TGA) and differential scanning calorimetry (DSC), as displayed in **Figure S6 and S7 (ESI)**, respectively. The decomposition temperature ( $T_d$  based on 5% weight loss) at 241°C, the glass transition temperature ( $T_g$ ) at 123°C and the melting temperature ( $T_m$ ) at 202°C were determined from the TGA and DSC curves, respectively. These data are summarized in **Table S1 (ESI)**. Our results indicate that **DTPCZ** have excellent thermal properties which should be adequate for optoelectronic device applications.



The electrochemical property of **DTPCZ** was investigated by cyclic voltammetry. **Figure S8 (ESI)** depicts the cyclic voltammogram (CV) of **DTPCZ** which exhibits two reversible oxidation and reduction peaks. The oxidation peak at 0.76 V is attributing to the oxidation of carbazole moiety and the other oxidation peak at 1.35 V is from the oxidation of TPE moiety. The two reversible reduction peaks at -0.897 and -0.475 V are corresponding to the reduction of triarylboron and TPE moieties, respectively. The CV curves remain unchanged under multiple successive potential scans, indicating the excellent redox stability of **DTPCZ**. The HOMO and LUMO energy level and energy band gap ( $E_g$ ) are determined from the CV curves and summarized in **Table S1 (ESI)**. The energy band gap is in consistent with the ICT band (*vide supra*) of **DTPCZ**.

In order to evaluate the potential application of **DTPCZ** as luminescent material in EL device, a multi-layer device (**Device A**) with the configuration of indium tin oxide (ITO)/*N,N'*-di-1-naphthyl-*N,N'*-diphenylbenzidine (NPB) (60 nm)/**DTPCZ** (20 nm)/2,2',2''-(1,3,5-benzinetriyl)tris(1-phenyl-1-H-benzimidazole) (TPBi) (10 nm)/tris(8-hydroxyquinolinolato) aluminium (Alq<sub>3</sub>) (30 nm)/LiF (1 nm)/Al (200 nm) was fabricated by vacuum deposition, in which NPB and Alq<sub>3</sub> functioned as the hole-transporting layer and the electron-transporting layer, respectively. TPBi and **DTPCZ** worked as the hole-blocking layer and the emitting layer, respectively. **Figure 2a** depicts the EL spectra of **Device A** at driving voltages of 6.0-16.0 V, which remain unchanged when the driving voltage increases from 6.0 to 16.0 V. The EL spectrum has a peak maximum of 464 nm and CIE coordinates (0.18, 0.21) which is

identical to the PL spectrum of the solid thin film of **DTPCZ**. **Figure 2b and 2c** display the current density-voltage-luminance curve and luminance efficiency-current density curve of **Device A**, respectively. **Device A** exhibits good performance with a turn-on voltage of 6.0 V, a maximum luminance of 4624 cd/m<sup>2</sup> at 16.2 V and a maximum luminescent efficiency of 4.28 cd/A at 10.5 V. **Table S3 (ESI)** summarizes the EL properties of **DTPCZ**. The data indicate that **DTPCZ** is a promising blue light emitting material for fabrication of OLEDs. Although the maximum luminance and luminance efficiency of the EL device of **DTPCZ** might not be as high as in some of the blue EL devices reported before [15, 16], the novel compound is promising for application in OLEDs as emitting material due to its excellent thermal, electrochemical and charge-transporting properties.

In summary, a novel compound (**DTPCZ**) with AIEE behaviour through combination of TPE, carbazole and dimesitylboron moieties has successfully synthesised. **DTPCZ** is demonstrated to be a promising EL material for the non-doped EL device, displaying the same pure blue emission (464 nm) with CIE coordinates (0.18, 0.21) at various driving voltages. The fabricated **Device A** has a turn-on voltage of 6.0 V, a maximum luminance of 4624 cd/m<sup>2</sup> and a maximum luminance efficiency of 4.28 cd/A. Finally, our work provides a new strategy of developing highly efficient EL materials.

This work was supported by the Natural Science Foundation of Shanxi Province (2013011013-1); Open Fund of the State Key Laboratory of Luminescent Materials and Devices, South China University of Technology (2014-skllmd-09); Scientific and

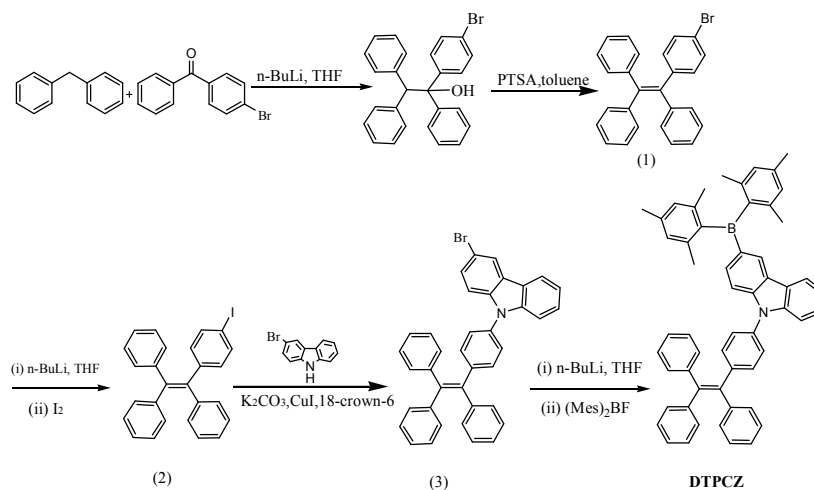
Technological Innovation Programs of Higher Education Institutions in Shanxi Province (2012005); Hundred Talent Programme of Shanxi Province; National Natural Scientific Foundation of China (No 21376144); Fund of Key Laboratory of Optoelectronic Materials Chemistry and Physics, Chinese Academy of Sciences (2008DP173016). The authors express their sincere thanks to the Advanced Computing Facilities of the Supercomputing Centre of Computer Network Information Centre of Chinese Academy of Sciences for all the theoretical calculations.

## References

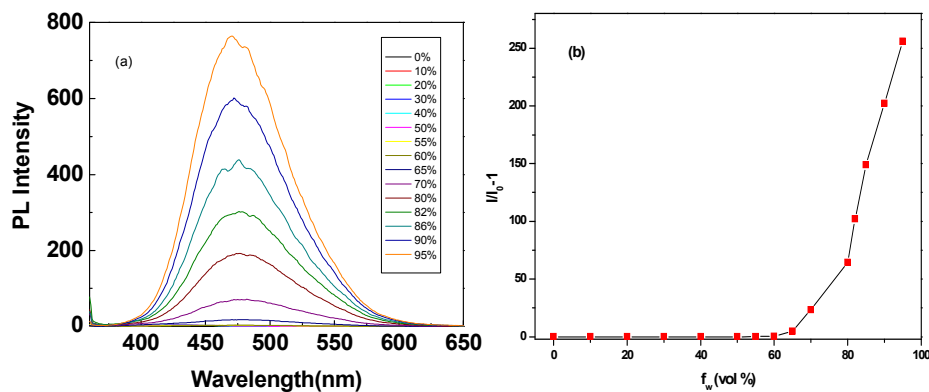
- [1] C. W. Tang, S. A. VanSlyke, *Appl. Phys. Lett.* 1987, 51, 913.
- [2] J. H. Burroughes, D. D. C. Bradley, A. R. Brown, R. N. Marks, K. Mackay, R. H. Friend et al., *Nature*, 1990, 347, 539.
- [3] L. S. Hung, C. Chen, *Materials Science and Engineering: R: Reports*, 2002, 39, 143.
- [4] U. Mitschke, P. Bäuerle, *Journal of Materials Chemistry*, 2000, 10, 1471.
- [5] Y. Shirota, *Journal of Materials Chemistry*, 2000, 10, 1.
- [6] L. M. Leung, W. Y. Lo, S. K. So, K. M. Lee, W. K. Choi, *J. Am. Chem. Soc.* 2000, 122, 5640.
- [7] M. T. Lee, C. H. Liao, C. H. Tasi, C. H. Chen, *Adv. Mater.* 2005, 17, 205.
- [8] C. C. Wu, Y. T. Lin, K. T. Wong, R. T. Chen, Y. Y. Chen, *Adv. Mater.* 2004, 16, 61.
- [9] Y. Zhang, L. L. Zhang, R. S. Wang, X. M. Pan, *Journal of Molecular Graphics and Modelling*, 2012, 34, 46.
- [10](a) S. W. Thomas III, G. D. Joly, T. M. Swager, *Chem. Rev.* 2007, 107, 1339; (b) A. C. Grimsdale, K. L. Chan, R. E. Martin, P. G. Jokisz, A. B. Holmes, *Chem. Rev.* 2009, 109, 897.
- [11] J. Huang, N. Sun, Y. Q. Dong, R. L. Tang, P. Lu, P. C. , Q. Q. Li, D. G. Ma, J. G. Qin , and Z. Li, *Adv. Funct. Mater.* 2013, 23, 2329.
- [12] J. Luo, Z. Xie, J. W. Y. Lam, L. Cheng, H. Chen, C. Qiu, H. S. Kwok, X. Zhan, Y. Liu, D. Zhu, B. Z. Tang, *Chem. Commun.* 2001, 18, 1740.

- [13] J. Chen, B. Xu, X. Y. Ouyang, B. Z. Tang, Y. Cao, *J. Phys. Chem. A.* 2004, 108, 7522.
- [14](a) Y. Dong, J. W. Y. Lam, A. Qin, J. Liu, Z. Li, B. Z. Tang, J. Sun, H. S. Kwok, *Appl. Phys. Lett.* 2007, 91, 011111; (b) S. K. Kim, Y. Park, I. N. Kang, J. W. Park, *J. Mater. Chem.* 2007, 17, 4670; (c) W. Z. Yuan, P. Lu, S. Chen, J. W. Y. Lam, Z. Wang, Y. Liu, H. S. Kwok, Y. Ma, B. Z. Tang, *Adv. Mater.* 2010, 22, 2159; (d) Z. Zhao, Jacky W. Y. Lam, C. Y. K. Chan, S. Chen, J. Liu, P. Lu, M. Rodriguez, J. L. Maldonado, G. Ramos-Ortiz, H. H. Y. Sung, I. D. Williams, H. Su, K. S. Wong, Y. Ma, H. S. Kwok, H. Qiu, B. Z. Tang, *Adv. Mater.* 2011, 23 5430; (e) C. Y. K. Chan, Z. Zhao, J. W. Y. Lam, J. Liu, S. Chen, P. Lu, F. Mahtab, X. Chen, H. H. Y. Sung, H. S. Kwok, Y. Ma, I. D. Williams, K. S. Wong, B. Z. Tang, *Adv. Funct. Mater.* 2012, 22, 378; (f) Z. Zhao, S. Chen, J. W. Y. Lam, P. Lu, Y. Zhong, K. S. Wong, H. S. Kwok, B. Z. Tang, *Chem. Commun.* 2010, 46, 2221; (g) B. Xu, Z. Chi, H. Li, Xi. Zhang, X. Li, S. Liu, Y. Zhang, J. Xu, *J. Phys. Chem. C.* 2011, 115, 17574; (h) Z. Zhao, J. W. Y. Lam, B. Z. Tang, *J. Mater. Chem.* 2012, 22, 23726.
- [15] W. Z. Yuan, S. M. Chen, J. W. Y. Lam, C. M. Deng, P. Lu, H. H-Y. Sung, I. D. Williams, H. S. Kwok, Y. M. Zhang and B. Z. Tang, *Chem. Commun.* 2011, 47, 11216.
- [16] Z. J. Zhao, C. Y. K. Chan, S. M. Chen, C. M. Deng, J. W. Y. Lam, C. K. W. Jim, Y. N. Hong, P. Lu, Z. F. Chang, X. P. Chen, P. Lu, H. S. Kwok, H. Y. Qiu and B. Z. Tang, *J. Mater. Chem.* 2012, 22, 4527.
- [17] J. Zhou, Z. F. Chang, Y. B. Jiang, B. R. He, M. Du, P. Lu, Y. N. Hong, H. S.

Kwok, A. J. Qin, H. Y. Qiu, Z. J. Zhao and B. Z. Tang, *Chem. Commun.* 2013, 49, 2491.

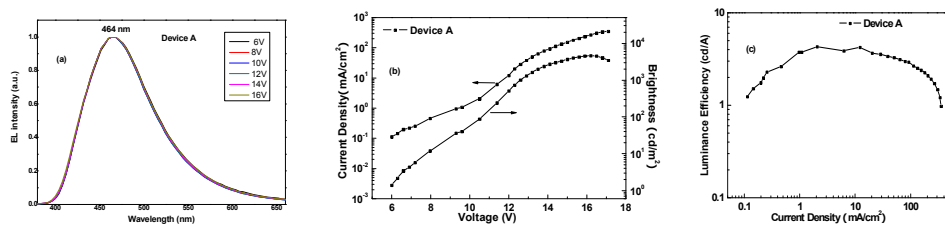


**Scheme 1.** Synthetic route of **DTPCZ**




**Figure 1.** (a) PL spectra of DTPCZ in various water contents of THF-water mixtures at excitation 350 nm. (b) Plot of  $(I/I_0) - 1$  against water volume fraction ( $f_w$ ), where  $I_0$  and  $I$  are the PL intensities without and with water in the THF-water mixtures. The intensity was monitored at excitation/emission wavelengths of 350/475 nm.





**Figure 2.** (a) Electroluminescent spectra, (b) current density-voltage-luminance curves and (c) current density-luminance efficiency curve of Device A.

## Graphical abstract



## Highlights

A novel tetraphenylethene-carbazole type compound containing dimesitylboron moiety with aggregation-induced emission enhancement properties was synthesized and utilised as a highly efficient blue light-emitting material in OLEDs device.