

# RSC Advances



This is an *Accepted Manuscript*, which has been through the Royal Society of Chemistry peer review process and has been accepted for publication.

*Accepted Manuscripts* are published online shortly after acceptance, before technical editing, formatting and proof reading. Using this free service, authors can make their results available to the community, in citable form, before we publish the edited article. This *Accepted Manuscript* will be replaced by the edited, formatted and paginated article as soon as this is available.

You can find more information about *Accepted Manuscripts* in the [Information for Authors](#).

Please note that technical editing may introduce minor changes to the text and/or graphics, which may alter content. The journal's standard [Terms & Conditions](#) and the [Ethical guidelines](#) still apply. In no event shall the Royal Society of Chemistry be held responsible for any errors or omissions in this *Accepted Manuscript* or any consequences arising from the use of any information it contains.

## COMMUNICATION

## Photocatalytic hydrogenation of alkenes to alkanes in alcoholic suspensions of palladium-loaded titanium(IV) oxide without use of hydrogen gas

Cite this: DOI: 10.1039/x0xx00000x

Received 00th January 2012,  
Accepted 00th January 2012

Kazuya Imamura, Yuki Okubo, Tomohiko Ito, Atsuhiko Tanaka, Keiji Hashimoto and Hiroshi Kominami\*

DOI: 10.1039/x0xx00000x

www.rsc.org/

**Styrene was successfully hydrogenated (reduced) to ethylbenzene in alcoholic suspensions of a palladium-loaded titanium(IV) oxide (TiO<sub>2</sub>) photocatalyst, although the reduction potential of styrene is believed to be much higher than the potential of the conduction band of TiO<sub>2</sub>.**

When titanium(IV) oxide (TiO<sub>2</sub>) is irradiated by UV light, electrons in an electron-filled valence band (VB) are excited to a vacant conduction band (CB), leaving a positive hole in the VB. Thus-formed electrons and positive holes cause reduction and oxidation, respectively, of compounds adsorbed on the surface of a photocatalyst. Application of photocatalysis of TiO<sub>2</sub> particles to organic synthesis is attractive for the following reasons. Since both oxidation and reduction occur on the surface of TiO<sub>2</sub> particles, photocatalytic reactions can be applied for electrolytic organic synthesis without the use of an electrolyte and electrical wiring, both of which are requisites in conventional electrolytic conversion. Photocatalytic redox reactions by electrons and positive holes leave no by-product that originated in the reductant and oxidant, whereas conventional redox reagents such as permanganate or lithium aluminum hydride leave manganese ion or aluminum hydroxide after oxidation and reduction, respectively. Since photocatalytic reactions proceed at room temperature under atmospheric pressure and since light is indispensable, the reactions can be operated safely and can be easily controlled by the light intensity. In addition, TiO<sub>2</sub> has been used for a long time as a common inorganic material such as a pigment and UV absorber because it is inexpensive and not toxic for humans and the environment. Since the above-mentioned characteristics of photocatalysis satisfy almost all of the 12 proposed requirements for green chemistry,<sup>1</sup> organic synthesis of various compounds using photocatalysis has recently been studied.<sup>2</sup>

Applications of photocatalytic reduction have been less frequently reported, although total or partial oxidation of organic compounds has been extensively studied. Most of the organic substrates are oxidized or decomposed by positive holes, and the reduction potential of many organic compounds is more negative than the reduction potential of the CB. Therefore, target compounds in photocatalytic reduction (or hydrogenation) are basically limited to those having a carbonyl group<sup>3</sup> and a nitro group<sup>4</sup>, and other photocatalytic reductions of organic compounds have scarcely been

reported. Very recently, we reported photocatalytic reduction (hydrogenation) of a cyano group (benzonitrile) to an amino group (benzylamine) using palladium-loaded TiO<sub>2</sub> (Pd-TiO<sub>2</sub>) even though the reduction potential of benzonitrile is higher than the potential of the conduction band of TiO<sub>2</sub>,<sup>5</sup> indicating that the applicability of photocatalytic reduction is not limited by the CB position of semiconductor photocatalysts. Therefore, a new photocatalytic reduction can be developed if metal co-catalysts are introduced on photocatalysts.

Hydrogenation is one of important processes in petroleum chemistry, industrial chemistry, food chemistry and fine chemistry.<sup>6</sup> However, these (thermo)catalytic systems require a high temperature and reducing reagents such as hydrogen (H<sub>2</sub>) gas. Hydrogenation of alkenes to alkanes would be more attractive if the reaction occurs without the use of H<sub>2</sub> at room temperature. In this study, we explored a new photocatalytic reduction system other than reduction of nitrobenzenes, carbonyl compounds and nitriles, and we found that photocatalytic hydrogenation of a C=C double bond to a C-C bond occurred in alcoholic suspensions of TiO<sub>2</sub> with metal co-catalysts at room temperature without the use of H<sub>2</sub>. Here we briefly report 1) the effect of metal co-catalysts on hydrogenation of styrene to ethylbenzene as a model reaction of hydrogenation of a C=C double bond to a C-C bond, 2) stoichiometry and characteristics of the reaction and 3) applicability of the photocatalytic hydrogenation of alkenes to alkanes.

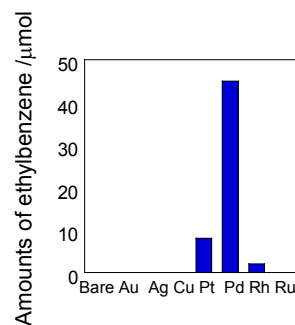


Figure 1 Effects of metals (0.1 wt%) loaded on the TiO<sub>2</sub> surface on photocatalytic reduction of styrene (45 μmol) to ethylbenzene in methanolic suspensions (5 cm<sup>3</sup>) under deaerated conditions for 30-min photoirradiation at 298 K.

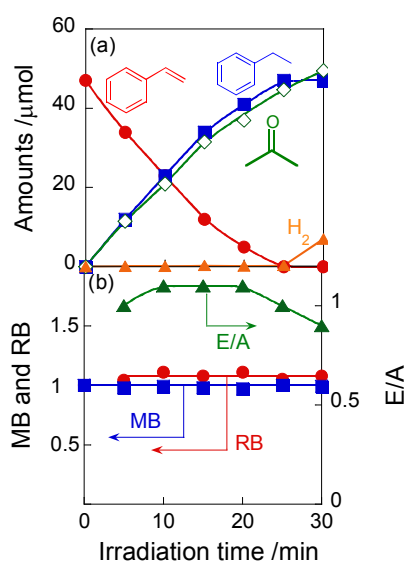


Figure 2 Time courses of (a) amounts of styrene remaining (red circles), ethylbenzene formed (blue squares), acetone formed (green open diamonds) and H<sub>2</sub> (orange triangles) (b) MB (left axis, blue squares), RB (left axis, red circles) and E/A (right axis, green triangles) in 2-propanolic suspensions of 0.1 wt% Pd-TiO<sub>2</sub> (50 mg) under deaerated condition at 298 K.

Figure 1 shows effects of metal co-catalysts on production of ethylbenzene in photocatalytic hydrogenation of styrene in methanol solutions after 30-min photoirradiation. When bare TiO<sub>2</sub> was used as the photocatalyst, no reaction of styrene occurred and the color of TiO<sub>2</sub> became blue, indicating that Ti<sup>4+</sup> in TiO<sub>2</sub> was reduced to Ti<sup>3+</sup> by photogenerated electrons. This result means that positive holes oxidized methanol, while photogenerated electrons in the CB of TiO<sub>2</sub> did not reduce styrene. Almost the same results were obtained when Au, Ag, Cu and Ru were loaded on TiO<sub>2</sub> as co-catalysts. These results (no hydrogenation of styrene) can be explained by the reduction potential of styrene being more negative than that of the CB of TiO<sub>2</sub>. Since the half-wave reduction potential of the system was reported to be -2.4 V versus SHE,<sup>6</sup> a high voltage is required for electrochemical reduction (hydrogenation) of styrene. In contrast to these metal-loaded TiO<sub>2</sub> samples, when Pd-, Pt- and Rh-loaded TiO<sub>2</sub> photocatalysts (Pd-TiO<sub>2</sub>, Pt-TiO<sub>2</sub> and Rh-TiO<sub>2</sub>) were used, styrene was hydrogenated and ethylbenzene was obtained without the use of H<sub>2</sub>. Pd-TiO<sub>2</sub> showed a much higher ethylbenzene yield than those of the other photocatalysts, and styrene was hydrogenated to ethylbenzene almost stoichiometrically after 30 min. Since supported Pd nanoparticles are often used for catalytic hydrogenation of a C=C double bond with H<sub>2</sub> as a hydrogen source, it could be considered that ethylbenzene was formed thermocatalytically. However, two blank reactions at 298 K without light irradiation and without Pd-TiO<sub>2</sub> produced no ethylbenzene (Table S1, ESI<sup>†</sup>), indicating that ethylbenzene was formed photocatalytically. As far as we know, this is the first report on hydrogenation of a C=C double bond by using a TiO<sub>2</sub> photocatalyst.

Figure 2(a) shows time courses of styrene remaining, ethylbenzene formed and acetone formed in 2-propanol suspensions of 0.1 wt% Pd-TiO<sub>2</sub> without the use of H<sub>2</sub>. Just after photoirradiation, styrene monotonously decreased, while ethylbenzene and acetone were formed as the reduction (hydrogenation) product of styrene and the oxidation product of 2-propanol, respectively. After 25-min photoirradiation, styrene was almost completely consumed and ethylbenzene was obtained in a high yield (98%). It should be noted

that H<sub>2</sub> was formed only after consumption of styrene. Formation of H<sub>2</sub> means that protons (H<sup>+</sup>) in the reaction system were reduced. Therefore, reduction (hydrogenation) of styrene occurred selectively under the present conditions. Material balance (MB) calculated by using Equation 1 is shown in Figure 2(b).

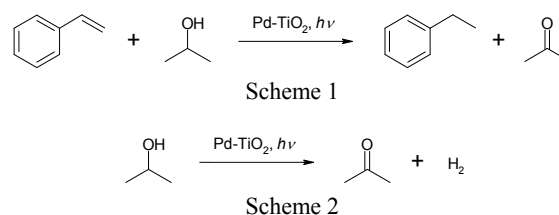
$$MB = \frac{n(\text{styrene}) + n(\text{ethylbenzene})}{n_0(\text{styrene})} \quad (1),$$

where  $n(\text{styrene})$  and  $n(\text{ethylbenzene})$  are the amounts of styrene and ethylbenzene after photoirradiation, respectively, and  $n_0(\text{styrene})$  is the initial amount of styrene. The high yield of ethylbenzene and the value of MB close to unity indicate that only hydrogenation of styrene to ethylbenzene occurred, i.e., neither polymerization of styrene, cracking of ethylbenzene nor hydrogenation of the aromatic ring occurred. To evaluate the redox property and competitive reduction of styrene and H<sup>+</sup> by photogenerated electrons, new indicators, i.e., redox balance (RB) and selectivity for ethylbenzene production (ethylbenzene/acetone, E/A), were calculated from Equations 2 and 3, respectively and are shown in Figure 2(b).

$$RB = \frac{2 \times \text{Amount of ethylbenzene} + 2 \times \text{Amount of H}_2}{2 \times \text{Amount of acetone}} \quad (2).$$

$$E/A = \frac{2 \times \text{Amount of ethylbenzene}}{2 \times \text{Amount of acetone}} \quad (3).$$

The value of RB close to unity was preserved in all of the reaction, indicating that electrons were used only for reduction of styrene (to ethylbenzene) and H<sup>+</sup> (to H<sub>2</sub>) and that holes were consumed only for oxidation of 2-propanol (to acetone). Therefore, only a desired main reaction (Scheme 1) and a side reaction (Scheme 2) occurred in the present photocatalytic reaction system.



Therefore, we can conclude that photocatalytic hydrogenation of styrene to ethylbenzene along with 2-propanol oxidation to acetone occurred over Pd-TiO<sub>2</sub> without the use of H<sub>2</sub>. However, the value of E/A slightly higher than unity suggests that a small amount of acetone was consumed by a photocatalytic reaction.

Effects of the amounts of Pd loaded on the TiO<sub>2</sub> surface on yield of ethylbenzene were examined, and the yield of ethylbenzene reached maximum at 0.5 wt% (Figure S1, ESI<sup>†</sup>). In the 0.5 wt%-sample, fine Pd particles with an average diameter of 4.8 nm were observed by a transmission electron microscope (Figure S2, ESI<sup>†</sup>). To evaluate the durability of the Pd-TiO<sub>2</sub> photocatalyst in this reaction system, the reaction was repeated. As shown in Figure S3 (ESI<sup>†</sup>), Pd-TiO<sub>2</sub> photocatalysts were reusable at least three times without loss of activity. Totally, 141 μmol of ethylbenzene was formed by three-time reuse of Pd-TiO<sub>2</sub> and, based on Equation 4, the turnover number (TON) of Pd for styrene hydrogenation was calculated to be 300, indicating that Pd worked as a co-catalyst.

$$TON = \frac{\text{Amount of ethylbenzene formed}}{\text{Amount of Pd catalyst}} \quad (4).$$





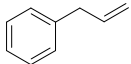
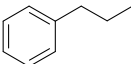
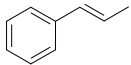
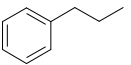
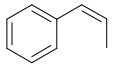
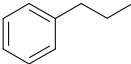


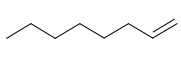
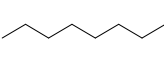
The value of apparent quantum efficiency (AQE) at 366 nm was calculated from the ratio of the amount of ethylbenzene and amount

of photons provided from a UV LED ( $\lambda_{\max} = 366$  nm) using Equation 5. It should be noted that the value of AQE reached 38% even under irradiation of intense UV light ( $10.5 \text{ mW cm}^{-2}$ ), indicating that this reaction occurred with very high efficiency.

$$AQE = \frac{2 \times \text{Amount of ethylbenzene formed}}{\text{Number of incident photons}} \quad (5).$$

Applicability of the photocatalytic hydrogenation of alkenes to alkanes was investigated using various aromatic or aliphatic alkenes, and Table 1 shows results of the photocatalytic hydrogenation in methanolic suspensions of Pd-TiO<sub>2</sub> particles under deaerated conditions. Hydrogenation reaction proceeded in all cases, and high yield was obtained.

Table 1 Photocatalytic hydrogenation of various alkenes to alkanes in methanolic suspensions of 0.1 wt%Pd-TiO<sub>2</sub> for 30-min photoirradiation.

Entries	Substances	Products	Yield
1			>99
2 <sup>a</sup>			98
3			98
4			92
5			>99
6			93
7			98

<sup>a</sup>2-Propanol was used as solvent.

In thermocatalytic process, H<sub>2</sub> is dissociatively adsorbed on Pd surface and thus formed H species (as H-Pd) are incorporated into a C=C double bond. Based on the mechanism of thermocatalytic hydrogenation over Pd catalyst, mechanism of photocatalytic hydrogenation without the use of H<sub>2</sub> can be considered as follows: 1) protons (H<sup>+</sup>) are reduced by photogenerated electrons on Pd surface to give active H species (probably as H-Pd) and 2) this active H species on Pd are inserted into a C=C double bond, resulting in ethylbenzene formation. The active species formed in thermocatalytic and photocatalytic reactions would be essentially same because H<sub>2</sub> was evolved after consumption of styrene (Figure 2(a)). It is apparent that H species photocatalytically formed on Pd are very active for hydrogenation of alkenes.

## Conclusions

As a new application of TiO<sub>2</sub>-photocatalyzed reduction to organic synthesis, we examined reduction (hydrogenation) of alkenes to alkanes without the use of H<sub>2</sub> and found that Pd showed a remarkable co-catalyst effect. Photogenerated electrons were used only for alkene hydrogenation and not for H<sub>2</sub> evolution. This paper

provides a new strategy for designing a photocatalytic reduction system, i.e., utilization of photocatalytically formed H species having a strong reduction power.

## Notes and references

Department of Applied Chemistry, Faculty of Science and Engineering, Kinki University, Kowakae, Higashiosaka, Osaka 577-8502, Japan; E-mail: hiro@apch.kindai.ac.jp

† Electronic Supplementary Information (ESI) available: [Experimental procedure, Figures S1-S3, Table S1]. See DOI: 10.1039/c000000x/

- P. T. Anastas, J. C. Warner, *Green Chemistry: Theory and Practice*, Oxford University Press, 1998.
- (a) M. A. Fox and M. T. Dulay, *Chem. Rev.*, 1993, **93**, 341-357; (b) G. Palmisano, V. Augugliaro, M. Pagliaro and L. Palmisano, *Chem. Commun.*, 2007, 3425-3437; (c) G. Palmisano, E. García-López, G. Marci, V. Loddo, S. Yurdakal, V. Augugliaro and L. Palmisano, *Chem. Commun.*, 2010, **46**, 7074-7089; (d) B. Ohtani, B. Pal and S. Ikeda, *Catal. Surveys from Asia*, 2003, **7**, 165-176; (e) B. Ohtani, *Trends in Photochemistry & Photobiology*, 1994, **3**, 531-539; (f) H. Kisch, *J. Prakt. Chem.*, 1994, **336**, 635-648; (g) H. Kisch and W. Lindner, *Chemie in Unserer Zeit*, 2001, **35**, 250-257; (h) B. Ohtani and T. Ohno, *Photocatalytic organic syntheses by using semiconductor particles*, in *Photocatalysis Science and Technology*, ed. by M. Kaneko and I. Okura, Kodansha-Springer, Tokyo, 2002, p. 186.
- (a) C. Joyce-Pruden, J. K. Pross and Y. Li, *J. Org. Chem.*, 1992, **57**, 5087-5091; (b) J. W. Park, M. J. Hong and K. K. Park, *Bull. Korean Chem. Soc.*, 2001, **22**, 1213-1216; (c) Y. Matsushita, S. Kumada, K. Wakabayashi, K. Sakeda and T. Ichimura, *Chem. Lett.*, 2006, **35**, 410-411; (d) S. Kohtani, E. Yoshioka, K. Saito, A. Kudo and H. Miyabe, *Catal. Commun.*, 2010, **11**, 1049-1053.
- (a) F. Mahdavi, T. C. Bruton and Y. Li, *J. Org. Chem.*, 1993, **58**, 744-746; (b) J. L. Ferry and W. H. Glaze, *Langmuir*, 1998, **14**, 3551-3555; (c) O. V. Makarova, T. Rajh, M. C. Thurnauer, A. Martin, P. A. Kemme and D. Crokek, *Environ. Sci. Technol.*, 2000, **34**, 4797-4803; (d) V. Brezová, P. Tarábek, D. Dvoranová, A. Staško and S. Biskupič, *J. Photochem. Photobiol. A: Chem.*, 2003, **155**, 179-198; (e) H. Tada, T. Ishida, A. Takao and S. Ito, *Langmuir*, 2004, **20**, 7898-7900; (f) T. Zhang, L. You and Y. Zhang, *Dyes Pigm.*, 2006, **68**, 95-100; (g) S. O. Flores, O. R.-Bernij, M. A. Valenzuela, I. Córdova, R. Gómez and R. Gutiérrez, *Top. Catal.*, 2007, **44**, 507-511; (h) H. Kominami, S. Iwasaki, T. Maeda, K. Imamura, K. Hashimoto, Y. Kera and B. Ohtani, *Chem. Lett.*, 2009, **15**, 410-411; (i) K. Imamura, S. Iwasaki, T. Maeda, K. Hashimoto, B. Ohtani and H. Kominami, *Phys. Chem. Chem. Phys.*, 2011, **13**, 5114-5119; (j) S. Chen, H. Zhang, X. Yu and W. Liu, *Chin. J. Chem.*, 2010, **28**, 21-26; (k) K. Imamura, K. Hashimoto and H. Kominami, *Chem. Commun.*, 2012, **48**, 4356-4358; (l) K. Imamura, T. Yoshikawa, K. Hashimoto and H. Kominami, *Appl. Catal. B: Environ.*, 2013, **134-135**, 193-197.
- K. Imamura, T. Yoshikawa, K. Nakanishi, K. Hashimoto and H. Kominami, *Chem. Commun.*, 2013, **49**, 10911-10913.
- (a) F. Corvaisier, Y. Schuurman, A. Fecant, C. Thomazeau, P. Raybaud, H. Toulhoat and D. Farrusseng, *J. Catal.*, 2013, **307**, 352-361; (b) A. Dahlén, Å. Nilsson and G. Hilmersson, *J. Org. Chem.*, 2006, **71**, 1576-1580.