

RSC Advances



This is an *Accepted Manuscript*, which has been through the Royal Society of Chemistry peer review process and has been accepted for publication.

Accepted Manuscripts are published online shortly after acceptance, before technical editing, formatting and proof reading. Using this free service, authors can make their results available to the community, in citable form, before we publish the edited article. This *Accepted Manuscript* will be replaced by the edited, formatted and paginated article as soon as this is available.

You can find more information about *Accepted Manuscripts* in the [Information for Authors](#).

Please note that technical editing may introduce minor changes to the text and/or graphics, which may alter content. The journal's standard [Terms & Conditions](#) and the [Ethical guidelines](#) still apply. In no event shall the Royal Society of Chemistry be held responsible for any errors or omissions in this *Accepted Manuscript* or any consequences arising from the use of any information it contains.

Silicon-containing oligomeric poly(imido-amides) with amino moieties. Synthesis, characterization and thermal studies

Luis H. Tagle, Claudio A. Terraza, Alain Tundidor-Camba, Pablo .A. Ortiz

Pontificia Universidad Católica de Chile, Organic Chemistry Department, P.O. Box 306, Santiago, CHILE (ltagle@uc.cl)

Silicon-containing oligomeric poly(imido-amides) (**PIAs**) were synthesized from dicarboxylic imido-acids containing a Si atom, which were obtained from dianhydrides and the amino acids glycine, L-alanine, L-phenylalanine, L-valine, L-leucine, L-isoleucine and *p*-aminobenzoic acid (**I-III-(a-g)**), were polymerized with the diamine bis(4-aminophenyl)diphenylsilane. Monomeric dicarboxylic imido-acids and **PIAs** were characterized by IR and ^1H , ^{13}C and ^{29}Si NMR spectroscopy and, when necessary, optical rotation, and the results were in agreement with the proposed structures. The yields were very good, upper than 90%, but the η_{inh} values were low, indicating that **PIAs** were of oligomeric nature, especially those derived from dicarboxylic imido-acids with aromatic groups bonded to the Si central atom. **PIAs** were soluble in polar aprotic solvents, and also in other organic solvents like *m*-cresol, tetrahydrofuran, and several in CHCl_3 and acetone, due to the inclusion of Si atoms and amino acidic residues in the main chain. The glass transition temperature (T_g) values were obtained by DSC, and showed a tendency in the sense that when the side chain of the amino acidic residue is increased, the T_g values decrease, due to the higher volume of the side chain implies a higher chain separation and consequently a higher free rotation of them. **PIAs** including glycine or *p*-aminobenzoic acid residues, without side groups, showed the higher T_g values due to an increase of the molecular rigidity. The thermal stability was determined by dynamic thermogravimetry showing that almost all **PIAs** were thermally stable, with $\text{TDT}_{10\%}$ values upper than 400 °C. The most stable **PIAs** were those including the *p*-aminobenzoic residue in the main chain. The groups, methyl or phenyl, bonded to the Si atom of the carboxylic imide-acids residue did not show an important influence. The UV-vis transparenance was studied showing that the increase of the aromatic content, decreases the UV-vis transparenance. **PIAs** derived from carboxylic imide-acids containing only phenyl groups bonded to the Si atom, were non-transparent.

Introduction

New materials are characterized by specific criteria, such as high thermal and mechanical resistance, low specific density high conductivity and good electric properties.¹

Poly(amides), poly(imides) and other kind of condensation polymers with aromatic content are part of the high performance materials. Their excellent thermal and mechanical properties are very useful for the use in advances technologies. Poly(*p*-phenylene-terephthalamide) and poly(*m*-phenylene-isophthalamide) are examples of materials used in aerospace industries as electrical insulators between other applications.

One of the main problems of condensation polymers like aromatic poly(amides) and poly(imides) is the low solubility which affects their processability. The solubility can be improved including flexible or polar groups in the polymeric chain. If these groups are correctly chosen it is possible to increase the solubility without affect the mechanical and thermal properties. The changes are based in to reduce the symmetry and the regularity of the system, in order to reduce the molecular interactions associated to the low solubility and high glass transition temperatures.

The introduction of flexible units in the polymeric chain,² the use of *meta*-oriented units,³⁻⁴ the presence of non-planar units,⁵ the inclusion of bulky groups⁶⁻¹⁰ and the presence of two or more functional groups in the polymeric chain,¹¹⁻¹² can to produce soluble polymers with moderate Tg values but maintaining the thermal properties.

One of the most recent methods for improve the properties is the inclusion of stereogenic centers from chiral compounds, usually from natural α -amino acids, in order to obtain more soluble polymers with a higher specific regularity.¹³⁻¹⁵ Mallakpour *et al.* have described several polymers containing chiral centers in their structure including L- α -amino acids in the main chain.¹⁶⁻²⁰

On the other hand, the introduction of silicon atoms in the main chain implies an electronic transport due to the interaction between the π orbitals of the aromatic rings and the *d* orbital of the heteroatom. Also with this heteroatom in the polymeric chain, the solubility and the

thermal stability can increase due to the higher ionic character of the Si-C bond as a consequence of the difference of electronegativity between the atoms.²¹

After the first Si-containing condensation polymer was reported by Speck,²² a great number of this kind of polymers were described by several authors,²¹⁻³² showing the importance of this kind of polymers including Si in the main chain, which have shown several technological uses like membranes, insulators films and potential optoelectronic materials.³³⁻³⁴

Also the synthesis of Si-containing polymers including two functional groups like poly(imide-amides) or poly(imide-ethers) have been described as examples of materials with flexible units which improve the solubility maintaining the thermal resistance.²⁴

Continuing our works about of Si-containing condensation polymers,³⁵⁻⁴² we describe the synthesis of poly(imide-amides) containing two Si atoms and both functional groups, imide and amide. In fact, dianhydrides with a Si atom in their structure reacted with several natural L-amino acids and *p*-aminobenzoic acid in order to obtain monomeric dicarboxylic acids with the imide group and a flexible aliphatic residue provided by the amino acid, which were polymerized with an aromatic diamine containing another Si atom as central element. Poly(imide-amides) were structurally characterized by spectroscopic methods and the thermal properties determined and related with the groups bonded to the Si atom of the dicarboxylic imido-acids and the aminoacidic structure.

Experimental part

Materials

Glycine, L-alanine, L-phenylalanine, L-valine, L-leucine, L-isoleucine, *p*-amino-benzoic acid and dimethyldichlorosilane, phenylmethyldichlorosilane, and diphenyldichlorosilane were obtained from Aldrich Chemical (Milwaukee, WI) and used without further purification. The 4-bromo-*o*-xylene was obtained from AlphaAesar with 98 % of purity.

All other reagents and solvents were purchased commercially as analytical-grade and used without further purification.

Instrumentation

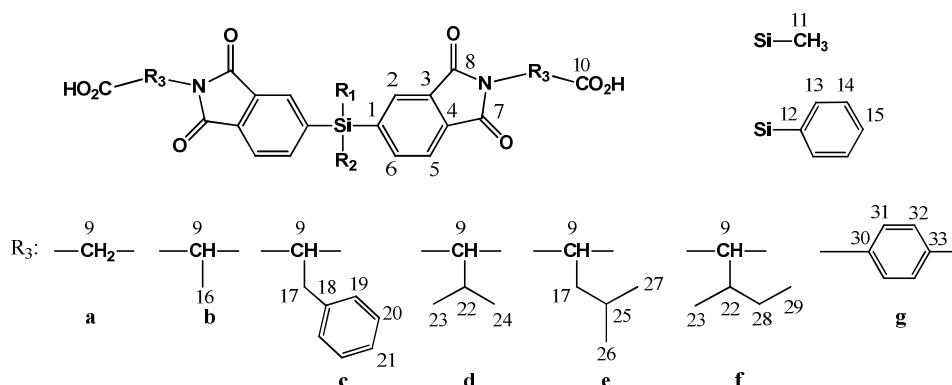
IR spectra (KBr pellets) were recorded on a Perkin-Elmer (Fremont CA) 1310 spectrophotometer over the range of 450-4000 cm^{-1} . ^1H , ^{13}C and ^{29}Si NMR spectra were carried out on a 400 MHz instrument (Bruker AC-200) using $\text{DMSO-}d_6$, CDCl_3 or acetone- d_6 as solvents and TMS as the internal standard. Viscosimetric measurements were made in a Desreux-Bischof type dilution viscosimeter at 25 °C ($c = 0.5 \text{ g/dL}$). Tg values were obtained with a Mettler-Toledo (Greifensee, Switzerland) DSC 821 calorimetric system (20 °C min^{-1} under N_2 flow) after the second heating run. Thermogravimetric analyses were carried out in a Mettler (Switzerland) TA-3000 calorimetric system equipped with a TC-10A processor, and a TG-50 thermobalance with a Mettler MT5 microbalance. Samples of 6-10 mg were placed in a platinum sample holder and the thermogravimetric measurements were carried out between 30 °C and 800 °C with a heating rate of 20 °C/min under N_2 flow. Specific rotations were measured in an Optical Activity Automatic polarimeter, Model AA-5 at 25 °C. The UV-visible optical transmission spectra were obtained in NMP solutions ($c = 5.0 \text{ g/L}$) at room temperature on a UV-3101PC UV-Vis-NIR scanning spectrophotometer (Shimadzu, Japan).

Monomers

Tetramethyl derivatives (**TM (I-III)**) were obtained from the lithiated derivative of 4-bromo-*o*-xylene and the dichlorodialkyl- or diaryl- silanes in diethyl ether, and then oxidized to the tetracarboxylic imido-acids (**TA (I-III)**) with KMnO_4 and pyridine-water mixture according to described procedures. The tetracarboxylic imido-acids were cyclized to the dianhydrides (**DA (I-III)**) with acetic anhydride/acetic acid mixture according to a reported procedure (scheme 1).⁴³⁻⁴⁷

Twenty one monomeric dicarboxylic imido-acids (**(I-III) (a-g)**) were obtained by the reaction between the dianhydrides and the mentioned amino acids in acetic acid.⁴⁸⁻⁵¹ In a typical reaction, 0.01 mmol of the dianhydride and 0.025 mmol of the amino acid were

mixed in 30 mL of acetic acid and stirred by four hours and then, refluxed other four hours. After this time the acetic acid was distilled under reduce pressure and the residue was poured into a 10 % of aqueous HCl solution. The solid was filtered, washed, dried under vacuum and structurally characterized.



SERIES I ($R_1 = R_2 = \text{Me}$)

I-a. *N,N'*-(4,4'-dimethylsilylenedipthaloyl)-bis-acetic diacid.⁴⁹ Yield: 90 %. M.p.: 205-206 °C. IR (KBr) (ν) (cm^{-1}): 3479 (O-H), 3056 (C-H arom.) 2969, 2934 (C-H aliph.), 1776, 1714 (C=O), 1603, 1480 (C=C arom.), 1421, 1390 (C-H aliph.), 1225 (Si-CH₃), 1120 (Si-C₆H₅), 878, 833 (arom. 1,2,4-subst.). ¹H NMR (acetone-*d*₆) (δ) (ppm): 0.82 (s,6H,**11**), 4.44 (s,4H,**9**), 7.90 (d,*J*=7.3Hz,2H,**6**), 8.10 (s,2H,**2**), 8.12 (d,*J*=7.3Hz,4H,**5**). ¹³C NMR (acetone-*d*₆) (δ) (ppm): -3.0 (**11**), 39.2 (**9**), 123.3 (**5**), 129.3 (**2**), 132.1 (**3**), 133.8 (**4**), 141.2 (**6**), 146.7 (**1**), 168.0, 168.2 (**8,7**), 168.9 (**10**). ²⁹Si NMR (acetone-*d*₆) (δ) (ppm): -4.47.

I-b. *N,N'*-(4,4'-dimethylsilylenedipthaloyl)-bis-(L)-2-propanoic diacid.⁴¹ Yield: 65 %. M.p.: 75-80 °C. $[\alpha]_{589}^{25}$ (ethanol): -32 deg $\text{dm}^{-1} \text{g}^{-1} \text{cm}^3$. IR (KBr) (ν) (cm^{-1}): 3466 (O-H), 2999, 2952 (C-H aliph.), 1774, 1715 (C=O), 1612, 1564 (C=C arom.), 1450, 1383 (C-H aliph.), 1414, 1153 (Si-C₆H₅), 1252 (Si-CH₃), 836, 8913 (arom. 1,2,4-subst.). ¹H NMR (acetone-*d*₆) (δ) (ppm): 0.82 (s,6H,**11**), 1.68 (d,*J*=7.3Hz,4H,**16**), 4.99 (q,*J*=7.4Hz,2H,**9**), 7.89 (d,*J*=7.4Hz,2H,**6**), 8.07 (s,2H,**2**), 8.11 (d,*J*=7.4Hz,4H,**5**). ¹³C NMR (acetone-*d*₆) (δ) (ppm): -3.0 (**11**), 15.3 (**16**), 47.9 (**9**), 123.4 (**5**), 129.2 (**2**), 132.1 (**3**), 133.7 (**4**), 141.1 (**6**), 146.6 (**1**), 168.0, 168.2 (**8,7**), 171.2 (**10**). ²⁹Si NMR (acetone-*d*₆) (δ) (ppm): -4.47.

I-c. *N,N'*-(4,4'-dimethylsilylenedipthaloyl)-bis-(L)-3-phenyl-propanoic diacid. Yield: 83 %. M.p.: 136-138 °C. $[\alpha]_{589}^{25}$ (ethanol): -106 deg dm⁻¹ g⁻¹ cm³. IR (KBr) (ν) (cm⁻¹): 3474 (O-H), 3061, 3029 (C-H arom.), 2925 (C-H aliph.), 1775, 1717 (C=O), 1606 1497 (C=C), 1455, 1379 (C-H aliph.), 1413, 1104 (Si-C₆H₅), 1251 (Si-CH₃), 872, 835 (arom. 1,2,4-subst.) 741, 700 (arom. *mono*-subst.). ¹H NMR (acetone-*d*₆) (δ) (ppm): 0.75 (s,6H,**11**), 3.56 (m,4H,**17**), 5.21 (dd,*J*=11.5,5.0Hz,2H,**9**), 7.21 (m,10H,**19,20,21**), 7.79 (d,*J*=7.4Hz,2H,**6**), 7.97 (s,2H,**2**), 8.03 (d,*J*=7.4Hz,2H,**5**). ¹³C NMR (acetone-*d*₆) (δ) (ppm): -3.1 (**11**), 35.1 (**17**), 54.0 (**9**), 123.2 (**5**), 127.5 (**21**), 129.2 (**2**), 129.3 (**19**), 129.7 (**20**), 131.6 (**3**), 133.3 (**4**), 138.4 (**18**), 141.3 (**6**), 146.7 (**1**), 168.1, 168.3 (**7,8**), 170.3 (**10**). ²⁹Si NMR (acetone-*d*₆) (δ) (ppm): -4.52.

I-d. *N,N'*-(4,4'-dimethylsilylenedipthaloyl)-bis-(L)-3-methyl-butanoic diacid. Yield: 84 %. M.p.: 131-133 °C. $[\alpha]_{589}^{25}$ (ethanol): -45 deg dm⁻¹ g⁻¹ cm³. IR (KBr) (ν) (cm⁻¹): 3477 (O-H), 3064 (C-H arom.), 2966 (C-H aliph.), 1777, 1718 (C=O). 1610, 1546 (C=C), 1466 (C-H aliph.), 1414, 1121 (Si-C₆H₅), 1269 (Si-CH₃) 887, 834 (arom. 1,2,4-subst.). ¹H NMR (acetone-*d*₆) (δ) (ppm): 0.83 (s,6H,**11**), 0.90 (d,*J*=6.6Hz,6H,**23**), 1.16 (d,*J*=6.8Hz,6H,**24**), 2.71 (m,2H,**22**), 4.57 (d,*J*=8.1Hz,2H,**9**), 7.91 (d,*J*=7.4Hz,2H,**6**), 8.11 (s,4H,**2**) 8.14 (d,*J*=7.4Hz,4H,**5**). ¹³C NMR (acetone-*d*₆) (δ) (ppm): -3.0 (**11**), 19.8 (**22**), 21.3 (**23**), 29.2 (**24**), 57.9 (**9**), 123.4 (**5**), 129.3 (**2**), 131.8 (**3**), 133.5 (**4**), 141.3 (**6**), 146.8 (**1**), 168.4, 168.6 (**7,8**), 170.0 (**10**). ²⁹Si NMR (acetone-*d*₆) (δ) (ppm): -4.50.

I-e. *N,N'*-(4,4'-dimethylsilylenedipthaloyl)-bis-(L)-4-methyl-pentanoic diacid. Yield: 83 %. M.p.: 159-161 °C. $[\alpha]_{589}^{25}$ (ethanol): -41 deg dm⁻¹ g⁻¹ cm³. IR (KBr) (ν) (cm⁻¹): 3468 (O-H), 3031 (C-H arom.), 2960, 2873 (C-H aliph.), 1775, 1719 (C=O), 1610, 1546 (C=C arom.), 1469, 1379 (C-H aliph.), 1414, 1126 (Si-C₆H₅), 1267 (Si-CH₃), 859, 836 (arom. 1,2,4-subst.). ¹H NMR (acetone-*d*₆) (δ) (ppm): 0.83 (s,6H,**11**), 0.92 (d,*J*=6.7Hz,6H,**26**), 0.95 (d,*J*=6.5Hz,6H,**27**), 1.54 (m,2H,**25**), 1.96 (m,2H,**17**), 2.34 (m,2H,**17'**), 4.95 (dd,*J*=11.6,4.3Hz,2H,**9**), 7.91 (d,*J*=7.4Hz,2H,**6**), 8.10 (s,2H,**2**), 8.13 (d,*J*=7.4Hz,2H,**5**). ¹³C NMR (acetone-*d*₆) (δ) (ppm): -3.0 (**11**), 21.2 (**26**), 23.5 (**27**), 25.7 (**25**), 37.9 (**17**), 51.0 (**9**), 123.3 (**5**), 129.3 (**2**), 131.9 (**3**), 133.6 (**4**), 141.2 (**6**), 146.7 (**1**), 168.3, 168.6 (**7,8**), 171.1 (**10**). ²⁹Si NMR (acetone-*d*₆) (δ) (ppm): -4.50.

I-f. *N,N'*-(4,4'-dimethylsilylenedipthaloyl)-bis-(L)-3-methyl-pentanoic diacid. Yield: 89 %. M.p.: 115-116 °C. $[\alpha]_{589}^{25}$ (ethanol): -57 deg dm⁻¹ g⁻¹ cm³. IR (KBr) (ν) (cm⁻¹): 3477 (O-H), 3062 (C-H arom.), 2967, 2934, 2878 (C-H aliph.), 1776, 1719 (C=O), 1610, 1545 (C=C arom.), 1461, 1375 (C-H aliph.), 1266 (Si-CH₃), 1413, 1125 (Si-C₆H₅), 874, 835 (arom. 1,2,4-subst.). ¹H NMR (acetone-*d*₆) (δ) (ppm): 0.82 (s,6H,**11**), 0.85 (t,*J*=7.5Hz,6H,**29**), 1.10 (m,2H,**28**), 1.14 (d,*J*=6.7Hz,6H,**23**), 1.54 (m,2H,**28'**), 2.51 (m,2H,**22**), 4.62 (d,*J*=8.2Hz,2H,**9**), 7.90 (d,*J*=7.4Hz,2H,**6**), 8.10 (s,2H,**2**), 8.13 (d,*J*=7.4Hz,2H,**5**). ¹³C NMR (acetone-*d*₆) (δ) (ppm): -3.0 (**11**), 11.2 (**29**), 17.3 (**23**), 26.5 (**28**), 35.2 (**22**), 57.4 (**9**), 123.3 (**5**), 129.3 (**2**), 131.8 (**3**), 133.5 (**4**), 141.3 (**6**), 146.8 (**1**), 168.4, 168.6 (**7,8**), 170.3 (**10**). ²⁹Si NMR (acetone-*d*₆) (δ) (ppm): -4.50.

I-g. *N,N'*-(4,4'-dimethylsilylenedipthaloyl)-bis-4-benzoic diacid. ^{43, 50} Yield: 83 %. M.p.: >300 °C. IR (KBr) (ν) (cm⁻¹): 3482 (O-H), 3072 (C-H arom.), 2958 (C-H aliph.), 1775, 1726, 1694 (C=O), 1609, 1582, 1514 (C=C arom.), 1426, 1374 (C-H aliph.), 1265 (Si-CH₃); 1125, 1411 (Si-C₆H₅), 857, 830 (arom. 1,2,4-subst.), 813 (arom. *p*-subst.). ¹H NMR (acetone-*d*₆) (δ) (ppm): 0.79 (s,6H,**11**), 7.61 (d,*J*=8.5Hz,4H,**31**), 8.00 (d,*J*=7.4Hz,2H,**6**), 8.13 (m,8H,**2,5,20**), 13.13 (s,2H,OH). ¹³C NMR (acetone-*d*₆) (δ) (ppm): -3.41 (**11**), 122.7 (**5**), 126.9 (**31**), 128.4 (**2**), 129.8 (**32**), 129.9 (**33**), 130.7 (**3**), 132.4 (**4**), 135.7 (**30**), 140.3 (**6**), 145.7 (**1**), 166.5, 166.7 (**7,8**), 166.8 (**10**). ²⁹Si NMR (acetone-*d*₆) (δ) (ppm): -4.51.

SERIES II (R₁ = Me; R₂ = C₆H₅)

II-a. *N,N'*-(4,4'-phenylmethylsilylenedipthaloyl)-bis-acetic diacid. Yield: 85 %. M.p.: 139-140 °C. IR (KBr) (ν) (cm⁻¹): 3434 (O-H), 3071 (C-H arom.), 2986, 2940 (C-H aliph.), 1777, 1715 (C=O), 1614 (C=C arom.), 1423, 1391 (C-H aliph.), 879, 851 (arom. 1,2,4-subst.), 749, 701 (arom. *mono*-subst.). ¹H NMR (acetone-*d*₆) (δ) (ppm): 1.11 (s,3H,**11**), 4.43 (s,4H,**9**), 7.48 (m,3H,**14,15**), 7.63 (d,*J*=7.7Hz,2H,**13**), 7.94 (d,*J*=7.4Hz,2H,**6**), 8.05 (s,2H,**2**), 8.08 (d,*J*=7.4Hz,2H,**5**). ¹³C NMR (acetone-*d*₆) (δ) (ppm): -3.9 (**11**), 32.9 (**9**), 123.5 (**5**), 129.3 (**14**), 130.1 (**15**), 131.7 (**2**), 132.2 (**3**), 133.9 (**12**), 134.1 (**4**), 136.0 (**13**), 142.2 (**6**), 144.7 (**1**), 167.9, 168.1 (**7,8**), 168.8 (**10**). ²⁹Si NMR (acetone-*d*₆) (δ) (ppm): -8.76.

II-b. *N,N'*-(4,4'-phenylmethylsilylenedipthaloyl)-bis-(L)-2-propanonic diacid. Yield: 93 %. M.p.: 146-148 °C. $[\alpha]_{589}^{25}$ (ethanol): -3 deg dm⁻¹ g⁻¹ cm³. IR (KBr) (ν) (cm⁻¹): 3469 (O-H), 3070, 3050, 3000 (C-H arom.), 2948, 2923 (C-H aliph.), 1775, 1716 (C=O), 1610, 1545 (C=C arom.), 1451, 1382 (C-H aliph.), 849, 830 (arom. 1,2,4-subst.), 741, 701 (arom. *mono*-subst.). ¹H NMR (acetone-*d*₆) (δ) (ppm): 1.11 (s,3H,**11**), 1.68 (d,*J*=7.3Hz,6H,**16**), 4.99 (q,*J*=7.3Hz,2H,**9**), 7.49 (m,3H,**14,15**), 7.63 (d,*J*=6.5Hz,2H,**13**), 7.92 (d,*J*=7.4Hz,2H,**6**), 8.01 (s,2H,**2**), 8.07 (d,*J*=7.3Hz,2H,**5**). ¹³C NMR (acetone-*d*₆) (δ) (ppm): -3.9 (**11**), 15.3 (**16**), 48.0 (**9**), 123.4 (**5**), 129.3 (**14**), 130.0 (**15**), 131.3 (**2**), 132.1 (**3**), 134.0 (**12**), 134.1 (**4**), 136.0 (**13**), 142.1 (**6**), 144.6 (**1**), 167.9, 168.1 (**7,8**), 171.2 (**10**). ²⁹Si NMR (acetone-*d*₆) (δ) (ppm): -8.85.

II-c. *N,N'*-(4,4'-phenylmethylsilylenedipthaloyl)-bis-(L)-3-phenyl-propanonic diacid. Yield: 88 %. M.p.: 138-140 °C. $[\alpha]_{589}^{25}$ (ethanol): -77 deg dm⁻¹ g⁻¹ cm³. IR (KBr) (ν) (cm⁻¹): 3468 (O-H), 3063, 3028 (C-H arom.), 2924 (C-H aliph.), 1775, 1717 (C=O), 1607, 1547, 1497 (C=C arom.), 1455 (C-H aliph.), 1265 (Si-CH₃), 1414, 1107 (Si-C₆H₅), 871, 850 (arom. 1,2,4-subst.), 740, 700 (arom. *mono*-subst.). ¹H NMR (acetone-*d*₆) (δ) (ppm): 1.05 (s,3H,**11**), 3.57 (m,4H,**17**), 5.24 (dd,*J*=11.4,5.0Hz,2H,**9**), 7.20 (m,10H,**19,20,20**), 7.50 (m,5H,**13,14,15**), 7.83 (d,*J*=7.3Hz,2H,**6**), 7.91 (s,2H,**2**), 7.99 (d,*J*=7.3Hz,2H,**5**). ¹³C NMR (acetone-*d*₆) (δ) (ppm): -3.98 (**11**), 35.1 (**17**), 53.9 (**9**), 123.4 (**8**), 127.5 (**21**), 129.2 (**19**), 129.3 (**2**), 129.7 (**20**), 130.0 (**14**), 131.3 (**15**), 131.7 (**3**), 133.6 (**4**), 133.9 (**12**), 136.0 (**13**), 138.3 (**18**), 142.3 (**6**), 144.7 (**1**), 168.0, 168.1 (**7,8**), 170.3 (**10**). ²⁹Si NMR (acetone-*d*₆) (δ) (ppm): -8.93.

II-d. *N,N'*-(4,4'-phenylmethylsilylenedipthaloyl)-bis-(L)-3-methyl-butanoic diacid. Yield: 97 %. M.p.: 140-145 °C. $[\alpha]_{589}^{25}$ (ethanol): -50 deg dm⁻¹ g⁻¹ cm³. IR (KBr) (ν) (cm⁻¹): 3434 (O-H), 3071, 3050 (C-H arom.), 2967, 2934, 2877 (C-H aliph.), 1776, 1719 (C=O), 1611, 1543 (C=C arom.), 1466, 1378 (C-H aliph.), 1269 (Si-CH₃); 1414, 1110 (Si-C₆H₅); 848, 828 (arom. 1,2,4-subst.), 742, 701 (arom. *mono*-subst.). ¹H NMR (acetone-*d*₆) (δ) (ppm): 0.90 (d,6H,**23**), 1.12 (**11**), 1.16 (d,6H,**24**), 2.71 (m,2H,**22**), 4.58 (d,*J*=8.0Hz,2H,**9**), 7.49 (m,3H,**14,15**), 7.64 (d,2H,**13**), 7.95 (d,*J*=7.4Hz,2H,**6**), 8.04 (s,2H,**2**), 8.10 (d,*J*=7.4Hz,2H,**5**). ¹³C NMR (acetone-*d*₆) (δ) (ppm): -3.84 (**11**), 19.8 (**23**), 21.3 (**24**), 29.2

(**22**), 58.0 (**9**), 123.5 (**5**), 129.3 (**14**), 130.2 (**15**), 131.3 (**2**), 131.9 (**3**), 133.8 (**12**), 134.0 (**4**), 136.1 (**13**), 142.3 (**6**), 144.8 (**1**), 168.3, 168.5 (**7,8**), 170.0 (**10**). ^{29}Si NMR (acetone- d_6) (δ) (ppm): -8.86.

II-e. *N,N'*-(4,4'-phenylmethylsilylenediphthaloyl)-bis-(L)-4-methyl-pentanoic diacid. Yield: 93 %. M.p.: 143-145 °C. $[\alpha]_{589}^{25}$ (ethanol): -7 deg $\text{dm}^{-1} \text{g}^{-1} \text{cm}^3$. IR (v) (KBr) (cm^{-1}): 3466 (O-H), 3071 (C-H arom.), 2960, 2934, 2872 (C-H aliph.), 1775, 1719 (C=O), 1610 (C=C arom.), 1469, 1414, 1380 (C-H aliph.), 1266 (Si-CH₃); 1414, 1157 (Si-C₆H₅), 859 (arom. 1,2,4-subst.), 741 700 (arom. *mono*-subst.). ^1H NMR (acetone- d_6) (δ) (ppm): 0.91 (d,6H,**26**), 0.95 (d,6H,**27**), 1.12 (s,3H,**11**), 1.54 (m,2H,**25**), 1.97 (t,2H,**17**), 2.33 (t,2H,**17'**), 4.95 (dd, $J=11.5,4.1\text{Hz}$,2H,,**9**), 7.48 (m,3H,**14,15**), 7.64 (d,2H,**13**), 7.94 (d, $J=7.4\text{Hz}$,2H,**6**), 8.03 (s,2H,**2**), 8.09 (d, $J=7.4\text{Hz}$,2H,**5**). ^{13}C NMR (acetone- d_6) (δ) (ppm): -3.8 (**11**), 21.3 (**26**), 23.5 (**27**), 25.8 (**25**), 38.0 (**17**), 51.1 (**9**), 123.5 (**5**), 129.4 (**14**), 130.2 (**15**), 131.3 (**2**), 132.0 (**3**), 133.9 (**12**), 134.0 (**4**), 136.1 (**13**), 142.3 (**6**), 144.8 (**1**), 168.3, 168.5 (**7,8**), 171.1 (**10**). ^{29}Si NMR (acetone- d_6) (δ) (ppm): -8.84.

II-f. *N,N'*-(4,4'-phenylmethylsilylenediphthaloyl)-bis-(L)-3-methyl-pentanoic diacid. Yield: 89 %. M.p.: 125-126 °C. $[\alpha]_{589}^{25}$ (ethanol): -18 deg $\text{dm}^{-1} \text{g}^{-1} \text{cm}^3$. IR (v) (KBr) (cm^{-1}): 3477 (O-H), 3071, 3049 (C-H arom.), 2967, 2933, 2877 (C-H aliph.), 1776, 1719 (C=O), 1611, 1543 (C=C arom.), 1461, 1376 (C-H aliph.), 1264 (Si-CH₃), 1414, 1109 (Si-C₆H₅), 872, 840 (arom. 1,2,4-subst), 741, 700 (arom. *mono*-subst.). ^1H NMR (acetone- d_6) (δ) (ppm): 0.85 (t,6H,**29**), 1.07 (m,2H,**28**), 1.12 (s,3H,**11**), 1.14 (d,6H,**23**), 1.55 (m,2H,**28'**), 2.49 (m,2H,**22**), 4.64 (d,2H,**9**), 7.48 (d,3H,**14,15**), 7.64 (d,2H,**13**), 7.94 (d, $J=7.4\text{Hz}$,2H,**6**), 8.04 (s,2H,**2**), 8.09 (d, $J=7.4\text{Hz}$,2H,**5**). ^{13}C NMR (acetone- d_6) (δ) (ppm): -3.9 (**11**), 11.3 (**29**), 17.3 (**23**), 26.5 (**28**), 35.2 (**22**), 57.4 (**9**), 123.5 (**5**), 129.3 (**14**), 130.2 (**15**), 131.3 (**2**), 131.9 (**3**), 133.8 (**12**), 134.0 (**4**), 136.1 (**13**), 142.3 (**6**), 144.8 (**1**), 168.3, 168.5 (**7,8**), 170.1 (**10**). ^{29}Si NMR (acetone- d_6) (δ) (ppm): -8.85.

II-g. *N,N'*-(4,4'-phenylmethylsilylenediphthaloyl)-bis-4-benzoic diacid. Yield: 89 %. M.p.: 307-309 °C. IR (KBr) (v) (cm^{-1}): 3483 (O-H), 3073, 3051 (C-H arom.), 2959 (C-H aliph.), 1776, 1723, 1684 (C=O), 1608, 1579, 1543, 1513 (C=C arom.), 1475, 1354 (C-H aliph.),

1288 (Si-CH₃), 1425, 1114 (Si-C₆H₅), 854 (arom. *p*-subst.), 737, 701 (arom. *mono*-subst.). ¹H NMR (acetone-*d*₆) (δ) (ppm): 1.10 (s,3H,**11**), 7.55 (m,9H,**13,14,15,30**), 8.07 (m,10H,**2,5,6,32**), 13.14 (s,2H,OH). ¹³C NMR (acetone-*d*₆) (δ) (ppm): -4.44 (**11**), 123.0 (**5**), 126.9 (**31**), 128.4 (**14**), 129.0 (**15**), 129.8 (**32**), 130.0 (**33**), 130.4 (**2**), 130.9 (**3**), 132.8 (**4**), 132.9 (**12**), 134.9 (**13**), 135.7 (**30**), 141.2 (**6**), 143.4 (**1**), 166.5, 166.5 (**7,8**), 166.7 (**10**). ²⁹Si NMR (acetone-*d*₆) (δ) (ppm): -8.80.

SERIES III (R₁ = R₂ = C₆H₅)

III-a. *N,N'*-(4,4'-diphenylsilylenediphthaloyl)-bis-acetic diacid. Yield: 73 %. M.p.: 145-148 °C. IR (KBr) (ν) (cm⁻¹): 3481 (O-H), 3070, 3050 (C-H arom.), 2939 (C-H aliph.), 1777, 1715 (C=O), 1611 (C=C arom.), 1485 (C-H aliph.), 1425, 1116 (Si-C₆H₅), 878, 851 (arom. 1,2,4-subst.), 731, 701 (arom. *mono*-subst.). ¹H NMR (acetone-*d*₆) (δ) (ppm): 4.44 (s,4H,**9**), 7.59 (m,10H,**13,14,15**), 8.00 (d,*J*=6.6Hz,2H,**6**), 8.05 (s,2H,**2**), 8.13 (d,*J*=6.4Hz,2H,**5**). ¹³C NMR (acetone-*d*₆) (δ) (ppm): 39.3 (**9**), 123.7 (**5**), 129.5 (**14**), 130.9 (**15**), 131.6 (**2**), 132.1 (**3**), 132.3 (**4**), 134.4 (**12**), 137.1 (**13**), 142.6 (**6**), 143.3 (**1**), 167.9, 168.0 (**7,8**), 168.9 (**10**). ²⁹Si NMR (acetone-*d*₆) (δ) (ppm): -13.45.

III-b. *N,N'*-(4,4'-diphenylsilylenediphthaloyl)-bis-(L)-2-propanoic diacid.⁴⁰ Yield: 77 %. M.p.: 150-153 °C. [α]₅₈₉²⁵ (ethanol): -20 deg dm⁻¹ g⁻¹ cm³. IR (KBr) (ν) (cm⁻¹): 3466 (O-H), 3070, 3051, 3000 (C-H arom.), 2922 (C-H aliph.), 1744, 1716 (C=O), 1458, 1383 (C-H aliph.), 1415, 1108 (Si-C₆H₅), 849 (arom. 1,2,4-subst.), 744, 701 (arom. *mono*-subst.). ¹H NMR (acetone-*d*₆) (δ) (ppm): 1.68 (d,*J*=7.3Hz,6H,**16**), 5.00 (q,*J*=7.2Hz,2H,**9**), 7.54 (m,6H,**14,15**), 7.66 (d,*J*=6.8Hz,4H,**13**), 7.98 (d,*J*=7.4Hz,2H,**6**), 8.02 (s,2H,**2**), 8.12 (d,*J*=7.4Hz,2H,**5**). ¹³C NMR (acetone-*d*₆) (δ) (ppm): 15.3 (**16**), 48.0 (**9**), 123.6 (**5**), 129.5 (**14**), 130.9 (**15**), 131.6 (**2**), 132.2 (**3**), 132.3 (**4**), 134.3 (**12**), 137.1 (**13**), 142.6 (**6**), 143.2 (**1**), 167.8, 168.0 (**7,8**), 171.1 (**10**). ²⁹Si NMR (acetone-*d*₆) (δ) (ppm): -13.53.

III-c. *N,N'*-(4,4'-diphenylsilylenediphthaloyl)-bis-(L)-3-phenyl-propanoic diacid.⁴⁰ Yield: 63 %. M.p.: 110-115 °C. [α]₅₈₉²⁵ (ethanol): -40 deg dm⁻¹ g⁻¹ cm³. IR (KBr) (ν) (cm⁻¹): 3476

(O-H), 3066, 3028 (C-H arom.), 2924 (C-H aliph.), 1775, 1717 (C=O), 1608, 1543, 1497 (C=C arom.), 1455 (C-H aliph.), 1414, 1106 (Si-C₆H₅), 870, 848 (arom. 1,2,4-subst.), 742, 700 (arom. *mono*-subst.). ¹H NMR (acetone-*d*₆) (δ) (ppm): 3.57 (m,4H,**17**), 5.25 (dd,*J*=11.2,4.8Hz,2H,**9**), 7.17 (m,10H,**19,20,21**), 7.53 (m,10H,**13,14,15**), 7.89 (d,*J*=7.5Hz,2H,**6**), 7.91 (s,2H,**2**), 8.05 (d,*J*=7.5Hz,2H,**5**). ¹³C NMR (acetone-*d*₆) (δ) (ppm): 35.1 (**17**), 54.0 (**9**), 123.5 (**5**), 127.5 (**21**), 129.3 (**13**), 129.4 (**19**), 129.7 (**20**), 130.8 (**15**), 131.6 (**2**), 131.7 (**3**), 131.9 (**4**), 133.8 (**12**), 137.1 (**14**), 138.3 (**18**), 142.6 (**6**), 143.3 (**1**), 167.9, 168.0 (**7,8**), 170.2 (**10**). ²⁹Si NMR (acetone-*d*₆) (δ) (ppm): -13.66.

III-d. *N,N'*-(4,4'-diphenylsilylenedipthaloyl)-bis-(L)-3-methyl-butanoic diacid.⁴⁰ Yield: 53 %. M.p.: 124-127 °C. [α]₅₈₉²⁵ (ethanol): -40 deg dm⁻¹ g⁻¹ cm³. IR (KBr) (ν) (cm⁻¹): 3478 (O-H), 3070, 3050 (C-H arom.), 2966, 2931, 2875 (C-H aliph.), 1776, 1719 (C=O), 1611, 1546 (C=C arom.), 1467, 1428 (C-H aliph.), 1414, 1109 (Si-C₆H₅), 848, 828 (arom. 1,2,4-subst.), 728, 701 (arom. *mono*-subst.). ¹H NMR (acetone-*d*₆) (δ) (ppm): 0.91 (d,*J*=6.8Hz,6H,**23**), 1.15 (d,*J*=6.7Hz,6H,**24**), 2.70 (m,2H,**22**), 4.58 (d, *J*=8.0Hz,2H,**9**), 7.53 (m,6H,**14,15**), 7.66 (d,4H,**13**), 8.00 (d,*J*=7.4Hz,2H,**6**), 8.04 (s,2H,**2**), 8.14 (d,*J*=7.4Hz,2H,**5**). ¹³C NMR (acetone-*d*₆) (δ) (ppm): 19.8 (**23**), 21.3 (**24**), 29.2 (**22**), 58.0 (**9**), 123.7 (**5**), 129.5 (**14**), 131.0 (**15**), 131.6 (**2**), 132.0 (**3**), 132.1 (**4**), 134.1 (**12**), 137.1 (**13**), 142.7 (**6**), 143.3 (**1**), 168.3, 168.4 (**7,8**), 170.1 (**10**). ²⁹Si NMR (acetone-*d*₆) (δ) (ppm): -13.55.

III-e. *N,N'*-(4,4'-diphenylsilylenedipthaloyl)-bis-(L)-4-methyl-pentanoic diacid.⁴⁰ Yield: 79 %. M.p.: 127-133 °C. [α]₅₈₉²⁵ (ethanol): -20 deg dm⁻¹ g⁻¹ cm³. IR (KBr) (ν) (cm⁻¹): 3475 (O-H), 3070, 3050 (C-H arom.), 2959, 2933, 2872 (C-H aliph.), 1775, 1719 (C=O), 1611, 1546 (C=C arom.), 1469, 1428 (C-H aliph.), 1414, 1107 (Si-C₆H₅), 892, 859 (arom. 1,2,4-subst.), 743, 700 (arom. *mono*-subst.). ¹H NMR (acetone-*d*₆) (δ) (ppm): 0.91 (d,*J*=6.6Hz,6H,**26**), 0.94 (d, *J*=6.6Hz,6H,**27**), 1.55 (m,2H,**25**), 1.97 (m,2H,**17**), 2.34 (m,2H,**17'**), 4.93 (dd,*J*=11.5,4.3Hz,2H,**9**), 7.60 (m,10H,**13,14,15**), 7.99 (d,*J*=7.4Hz,4H,**6**), 8.03 (s,2H,**2**), 8.14 (d,*J*=7.4Hz,4H,**5**). ¹³C NMR (acetone-*d*₆) (δ) (ppm): 21.3 (**26**), 23.5 (**27**), 27.5 (**25**), 38.0 (**17**), 51.2 (**9**), 123.6 (**5**), 129.5 (**14**), 130.9 (**15**), 131.6 (**2**), 132.1 (**3**),

132.2 (**4**), 134.2 (**12**), 137.1 (**13**), 142.6 (**6**), 143.3 (**1**), 168.3, 168.4 (**7,8**), 171.2 (**10**). ^{29}Si NMR (acetone- d_6) (δ) (ppm): -13.54.

III-f. *N,N'*-(4,4'-diphenylsilylenedipthaloyl)-bis-(L)- 3methyl-pentanoic diacid. Yield: 77 %. M.p.: 124-126 °C. $[\alpha]_{589}^{25}$ (ethanol): -20 deg $\text{dm}^{-1} \text{g}^{-1} \text{cm}^3$. IR (KBr) (ν) (cm^{-1}): 3476 (O-H), 3066, 3028 (C-H arom.), 2967, 2933, 2877 (C-H aliph.), 1776, 1717 (C=O), 1608, 1543 (C=C arom.), 1460, 1428 (C-H aliph.), 1414, 1106 (Si-C₆H₅), 849 (arom. 1,2,4-subst.), 742, 700 (arom. *mono*-subst.). ^1H NMR (acetone- d_6) (δ) (ppm): 0.85 (t,6H,**29**), 1.08 (m,2H,**28**), 1.14 (d, J =6.7Hz,6H,**23**), 1.56 (m,2H,**28'**), 2.49 (m,2H,**22**), 4.64 (d, J =8.1Hz,2H,**9**), 7.54 (m,6H,**14,15**), 7.66 (d,4H,**13**), 8.00 (d, J =7.4Hz,2H,**6**), 8.03 (s,2H,**2**), 8.14 (d, J =7.4Hz,2H,**5**). ^{13}C NMR (acetone- d_6) (δ) (ppm): 11.3 (**29**), 17.2 (**23**), 26.5 (**28**), 35.5 (**22**), 57.5 (**9**), 123.7 (**5**), 129.5 (**14**), 131.0 (**15**), 131.6 (**2**), 132.0 (**3**), 132.1 (**4**), 134.1 (**12**), 137.1 (**13**), 142.7 (**6**), 143.3 (**1**), 168.3, 168.4 (**7,8**), 170.1 (**10**). ^{29}Si NMR (acetone- d_6) (δ) (ppm): -13.56.

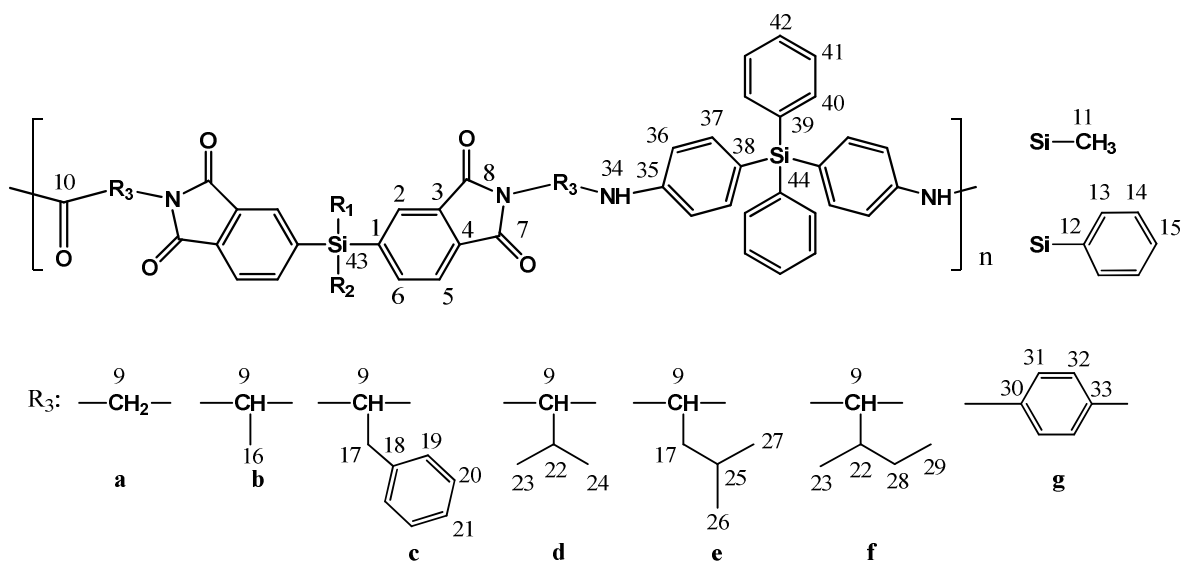
III-g. *N,N'*-(4,4'-diphenylsilylenedipthaloyl)-bis-4-benzoic diacid. Yield: 57 %. M.p.: 120-124 °C. IR (KBr) (ν) (cm^{-1}): 3482 (O-H), 3070, 3050, 3022 (C-H arom.), 1777, 1722 (C=O), 1608, 1512 (C=C arom.), 854 (arom. *p*-subst.), 1412, 1112 (Si-C₆H₅), 739, 702 (arom. *mono*-subst.). ^1H NMR (acetone- d_6) (δ) (ppm): 7.60 (m,18H,**13,14,15,19,20,21**), 8.11 (m,6H,**2,5,6**), 9.46 (s,2H,OH). ^{13}C NMR (acetone- d_6) (δ) (ppm): 123.9 (**5**), 127.4 (**31**), 129.5 (**14**), 130.5 (**33**), 131.0 (**32**), 131.1 (**15**), 131.7 (**2**), 132.0 (**3**), 132.2 (**4**), 134.3 (**12**), 137.1 (**13**), 137.2 (**30**), 142.7 (**6**), 143.3 (**1**), 167.0, 167.3, 167.4 (**7,8,10**). ^{29}Si NMR (acetone- d_6) (δ) (ppm): -13.53.

The diamine bis(4-aminophenyl)diphenylsilane was obtained from 4-bromo-*N,N*-bis(trimethylsilyl)aniline and dichlorodiphenylsilane, according to a reported procedure.⁵¹

Poly(imide-amides) (PIAs)

PIAs were obtained according to the following general procedure (Scheme 1).⁵²⁻⁵³ A mixture of 5 mmol of the diamine, 5 mmol of the dicarboxylic imido-acids, 0.24 g of CaCl_2 , 0.3 mL of triphenylphosphite, 1.2 mL of pyridine and 1.8 mL of *N*-methyl-2-

pyrrolidone (NMP) was heated at 120°C for 3 hours. After this time the mixture was poured in 300 mL of methanol, and the solid was filtered, washed several times with methanol, dried under vacuum until constant weight, and characterized.



SERIES I ($R_1 = R_2 = \text{Me}$)

PIA-I-a. ($\text{C}_{45}\text{H}_{36}\text{Si}_2\text{N}_4\text{O}_5$)_n. IR (KBr) (ν) (cm^{-1}): 3474 (N-H), 3096, 3068, 3047 (C-H arom.), 2955 (C-H aliph.), 1776, 1717 (C=O), 1591, 1522 (C=C arom.), 1426 (C-H aliph.), 1249 (Si-CH₃), 1426, 1109 (Si-C₆H₅), 812 (arom. *p*-subst.), 733, 702 (arom. *mono*-subst.). ¹H NMR (DMSO-*d*₆) (δ) (ppm): 0.75 (s,6H,**11**), 4.47 (s,4H,**9**), 7.54 (m,18H,**36,37,40,41,42**), 7.93 (d,2H,**6**), 8.06 (d,2H,**5**), 8.11 (s,2H,**2**), 10.48 (s,2H,**34**). ¹³C NMR (DMSO-*d*₆) (δ) (ppm): -3.42 (**11**), 40.8 (**9**), 118.8 (**36**), 122.5 (**5**), 128.0 (**41**), 128.2 (**2**), 130.8 (**38**), 132.5 (**3**), 133.8 (**4**), 134.4 (**42**), 135.7, 135.8 (**37,39**), 136.5 (**40**), 139.9 (**35**), 140.2 (**6**), 145.6 (**1**), 164.9 (**10**), 167.4, 167.6 (**7,8**). ²⁹Si NMR (DMSO-*d*₆) (δ) (ppm): -4.63 (**43**), -15.40 (**44**).

PIA-I-b. ($\text{C}_{47}\text{H}_{40}\text{Si}_2\text{N}_4\text{O}_5$)_n. IR (KBr) (ν) (cm^{-1}): 3386 (N-H), 3067, 3047, 3023 (C-H arom.), 2954 (C-H aliph.), 1773, 1716 (C=O), 1590, 1516 (C=C arom.), 1458 (C-H aliph.), 1250 (Si-CH₃), 1428, 1109 (Si-C₆H₅), 814 (arom. *p*-subst.), 741, 701 (arom. *mono*-subst.). ¹H NMR (DMSO-*d*₆) (δ) (ppm): 0.74 (s,6H,**11**), 1.58 (d,6H,**16**), 4.94 (q,2H,**9**), 7.5 (m,18H,**36,37,40,41,42**), 7.90 (d,2H,**6**), 8.05 (m,4H,**2,5**), 9.99 (s,2H,**34**). ¹³C NMR

(DMSO- d_6) (δ) (ppm): -3.45 (**11**), 15.0 (**16**), 48.7 (**9**), 119.4 (**36**), 122.3 (**5**), 127.6 (**2**), 128.0 (**41**), 131.0 (**38**), 132.7 (**3**), 133.9 (**4**), 134.4 (**42**), 135.6 (**37**), 135.5 (**39**), 136.2 (**40**), 140.0 (**35**), 140.1 (**6**), 145.3 (**1**), 167.3 (**10**), 167.5, 167.7 (**7,8**). ^{29}Si NMR (DMSO- d_6) (δ) (ppm): -4.25 (**43**), -15.30 (**44**).

PIA-I-c. ($\text{C}_{50}\text{H}_{48}\text{Si}_2\text{N}_4\text{O}_5$)_n. IR (KBr) (ν) (cm^{-1}): 3385 (N-H), 3065, 3027 (C-H arom.), 2956, 2933, 2852 (C-H aliph.), 1774, 1717 (C=O), 1590, 1515 (C=C arom.), 1428, 1318 (C-H aliph.), 832 (arom. *p*-subst.), 1249 (Si-CH₃), 1428, 1108 (Si-C₆H₅), 739, 700 (arom. *mono*-subst.). ^1H NMR (DMSO- d_6) (δ) (ppm): 0.71 (s,6H,**11**), 3.41 (d,2H,**17**), 3.65 (d,2H,**17'**), 5.26 (q,2H,**9**), 7.43 (m,28H,**19,20,21,36,37,40,41,42**), 7.85 (d,2H,**6**), 8.00 (m,4H,**2,5**), 10.16 (s,2H,**34**). ^{13}C NMR (DMSO- d_6) (δ) (ppm): -3.1 (**11**), 34.5 (**17**), 55.2 (**9**), 120.1 (**36**), 122.8 (**5**), 126.9 (**21**), 128.1 (**2**), 128.4 (**41**), 128.6 (**19**), 129.2 (**20**), 130.8 (**38**), 132.5 (**3**), 134.3 (**4**), 134.9 (**42**), 136.1 (**37**), 136.1 (**39**), 136.7 (**40**), 137.8 (**18**), 140.4 (**35**), 140.5 (**6**), 145.9 (**1**), 167.2 (**10**), 167.7, 167.9 (**7,8**). ^{29}Si NMR (DMSO- d_6) (δ) (ppm): -4.63 (**43**), -15.43 (**44**).

PIA-I-d. ($\text{C}_{51}\text{H}_{48}\text{Si}_2\text{N}_4\text{O}_5$)_n. IR (KBr) (ν) (cm^{-1}): 3469 (N-H), 3068, 3047, 3024 (C-H arom.), 2964, 2932, 2874 (C-H aliph.), 1773, 1714 (C=O), 1591, 1519 (C=C arom.), 1469 (C-H aliph.), 1251 (Si-CH₃), 1428, 1110 (Si-C₆H₅), 814 (arom. *p*-subst.), 739, 701 (arom. *mono*-subst.). ^1H NMR (DMSO- d_6) (δ) (ppm): 0.74 (s,6H,**11**), 0.85 (s,6H,**23**), 1.04 (s,6H,**24**), 2.82 (m,2H,**22**), 4.57 (m,2H,**9**), 7.51 (m,18H,**36,37,40,41,42**), 7.93 (s,2H,**6**) 8.09 (s,4H,**2,5**), 10.08 (s,2H,**34**). ^{13}C NMR (DMSO- d_6) (δ) (ppm): -3.49 (**11**), 19.01 (**23**), 20.4 (**24**), 27.5 (**22**), 59.2 (**9**), 119.4 (**36**), 124.4 (**5**), 127.6 (**2**), 127.9 (**41**), 130.5 (**38**), 132.2 (**3**), 133.8 (**4**), 134.4 (**42**), 135.6 (**37**), 135.6 (**39**), 136.2 (**40**), 138.5 (**35**), 140.1 (**6**), 145.4 (**1**), 166.7 (**10**), 167.6, 167.8 (**7,8**). ^{29}Si NMR (DMSO- d_6) (δ) (ppm): -4.57 (**43**), -15.33 (**44**).

PIA-I-e. ($\text{C}_{53}\text{H}_{52}\text{Si}_2\text{N}_4\text{O}_5$)_n. IR (KBr) (ν) (cm^{-1}): 3335 (N-H), 3068, 3048, 3024 (C-H arom.), 2958, 2930, 2871 (C-H aliph.), 1773, 1715 (C=O), 1590, 1516 (C=C arom.), 1469 (C-H aliph.), 1250 (Si-CH₃), 1428, 1109 (Si-C₆H₅), 833 (arom. *p*-subst.), 740, 701 (arom. *mono*-subst.). ^1H NMR (DMSO- d_6) (δ) (ppm): 0.76 (s,6H,**11**), 0.89 (s,6H,**26**), 0.92 (s,6H,**27**), 1.44 (m,2H,**25**), 1.98 (m,2H,**17**), 2.24 (m,2H,**17'**), 4.95 (m,2H,**9**), 7.52

(m,18H,**36,37,40,41,42**), 7.95 (s,2H,**6**), 8.11 (s,4H,**2,5**), 10.06 (s,2H,**34**). ^{13}C NMR (DMSO- d_6) (δ) (ppm): -3.49 (**11**), 20.7 (**26**), 23.1 (**27**), 24.6 (**25**), 36.8 (**17**), 52.1 (**9**), 119.6 (**36**), 122.4 (**5**), 127.6 (**2**), 128.0 (**41**), 130.7 (**38**), 132.3 (**3**), 133.8 (**4**), 134.4 (**42**), 135.6, 135.7 (**37,39**), 136.2 (**40**), 140.0 (**35**), 140.1 (**6**), 145.5 (**1**), 167.5 (**10**), 167.6, 167.8 (**7,8**). ^{29}Si NMR (acetone- d_6) (δ) (ppm): -4.59 (**43**), -15.30 (**44**).

PIA-I-f. ($\text{C}_{53}\text{H}_{52}\text{Si}_2\text{N}_4\text{O}_5$)_n. IR (KBr) (ν) (cm^{-1}): 3333 (N-H), 3069, 3049, 3024 (C-H arom.), 2965, 2933, 2876 (C-H aliph.), 1775, 1718 (C=O), 1590, 1517 (C=C arom.), 1461, 1428, 1373 (C-H aliph.), 1251 (Si-CH₃), 1428, 1108 (Si-C₆H₅), 833 (arom. *p*-subst.), 738, 699 (arom. *mono*-subst.). ^1H NMR (acetone- d_6) (δ) (ppm): 0.75 (s,6H,**11**), 0.83 (s,6H,**29**), 1.03 (s,6H,**23**), 1.09 (m,2H,**22**), 1.49 (m,2H,**28**), 2.71 (m,2H,**28**), 4.67 (d,2H,**9**), 7.53 (m,18H,**36,37,40,41,42**), 7.93 (s,2H,**6**), 8.09 (s,4H,**2,5**), 10.91 (s,2H,**34**). ^{13}C NMR (acetone- d_6) (δ) (ppm): -3.43 (**11**), 10.7 (**29**), 16.3 (**23**), 25.2 (**28**), 33.2 (**23**), 58.9 (**9**), 119.4 (**35**), 122.5 (**5**), 127.7 (**2**), 128.0 (**41**), 130.5 (**38**), 132.2 (**3**), 134.0 (**4**), 134.5 (**42**), 135.7 (**37**), 135.7 (**39**), 136.3 (**40**), 140.0 (**35**), 140.2 (**6**), 145.5 (**1**), 167.0 (**10**), 167.7, 167.9 (**7,8**). ^{29}Si NMR (acetone- d_6) (δ) (ppm): -4.63 (**43**), -15.43 (**44**).

PIA-I-g. ($\text{C}_{55}\text{H}_{40}\text{Si}_2\text{N}_4\text{O}_5$)_n. IR (KBr) (ν) (cm^{-1}): 3431 (N-H), 3067, 3048 (C-H arom.), 2924 (C-H aliph.), 1776, 1719, 1663 (C=O), 1589, 1507 (C=C arom.), 1440 (C-H aliph.), 1282 (Si-CH₃), 1427, 1111 (Si-C₆H₅), 833 (arom. *p*-subst.), 738, 701 (arom. *mono*-subst.). ^1H NMR (DMSO- d_6) (δ) (ppm): 0.80 (s,6H,**11**), 7.80 (m,32H,**2,5,6,31,32,36,37,40,41,42**), 10.52 (s,2H,**34**). ^{13}C NMR (DMSO- d_6) (δ) (ppm): -3.4 (**11**), 119.7 (**36**), 120.2 (**33**), 122.7 (**5**), 126.8 (**31**), 128.0 (**41**), 128.2 (**32**), 128.5 (**2**), 130.7 (**38**), 132.4 (**3**), 134.0 (**4**), 134.2 (**30**), 134.4 (**42**), 135.7 (**37**), 135.7 (**39**), 136.3 (**40**), 140.2 (**35**), 140.5 (**6**), 145.6 (**1**), 165.1 (**10**), 166.6, 166.8 (**7,8**). ^{29}Si NMR (DMSO- d_6) (δ) (ppm): -4.63 (**43**), -15.43 (**44**).

SERIES II (R₁ = Me, R₂ = C₆H₅)

PIA-II-a. ($\text{C}_{50}\text{H}_{38}\text{Si}_2\text{N}_4\text{O}_5$)_n. IR (KBr) (ν) (cm^{-1}): 3386 (N-H), 3068, 3046, 3022 (C-H arom.), 2930 (C-H aliph.), 1777, 1719 (C=O), 1590, 1517 (C=C arom.), 1426, 1390 (C-H aliph.), 1243 (Si-CH₃), 1426, 1109 (Si-C₆H₅), 822 (arom. *p*-subst.), 734, 700 (arom. *mono*-subst.). ^1H NMR (DMSO- d_6) (δ) (ppm): 1.08 (s,3H,**11**), 4.51 (s,4H,**9**), 7.57

(m,23H,**13,14,15,36,37,40,41,42**), 8.02 (m,6H,**2,5,6**), 10.52 (s,2H,**34**). ^{13}C NMR (DMSO- d_6) (δ) (ppm): -4.4 (**11**), 40.8 (**9**), 118.8 (**37**), 122.7 (**5**), 127.7 (**14**), 128.0 (**41**), 128.4 (**2**), 128.8 (**15**), 130.9 (**38**), 132.8 (**3**), 132.9 (**12**), 133.8 (**4**), 134.4 (**42**), 135.0 (**13**), 135.7 (**37**), 135.7 (**39**), 136.5 (**40**), 139.9 (**35**), 141.1 (**6**), 143.3 (**1**), 164.9 (**10**), 167.3, 167.5 (**7,8**). ^{29}Si NMR (DMSO- d_6) (δ) (ppm): -8.91 (**43**), -15.39 (**44**).

PIA-II-b. ($\text{C}_{52}\text{H}_{42}\text{Si}_2\text{N}_4\text{O}_5$)_n. IR (KBr) (ν) (cm^{-1}): 3367 (N-H), 3067, 3046, 3021 (C-H arom.), 2998, 2979, 2939 (C-H aliph.), 1774, 1717 (C=O), 1589, 1512 (C=C arom.), 1443, 1427 (C-H aliph.), 1428, 1109 (Si-C₆H₅), 822 (arom. *p*-subst.), 740, 700 (arom. *mono*-subst.). ^1H NMR (DMSO- d_6) (δ) (ppm): 1.06 (s,3H,**11**), 1.61 (d,6H,**16**), 4.97 (q,2H,**9**), 7.59 (m,23H,**13-15,36,37,40,41,42**), 7.98 (m,6H,**2,5,6**), 10.02 (s,2H,**34**). ^{13}C NMR (DMSO- d_6) (δ) (ppm): -4.4 (**11**), 15.0 (**16**), 48.9 (**9**), 119.5 (**36**), 122.6 (**5**), 127.6 (**14**), 128.0 (**41**), 128.4 (**5**), 128.6 (**15**), 131.2 (**38**), 132.9 (**3**), 133.1 (**12**), 134.0 (**4**), 134.5 (**42**), 134.9 (**13**), 135.7 (**37**), 135.7 (**39**), 136.3 (**40**), 140.1 (**35**), 140.9 (**6**), 143.0 (**1**), 167.2 (**10**), 167.4, 167.7 (**7,8**). ^{29}Si NMR (DMSO- d_6) (δ) (ppm): -8.21 (**43**), -15.19 (**44**).

PIA-II-c. ($\text{C}_{64}\text{H}_{50}\text{Si}_2\text{N}_4\text{O}_5$)_n. IR (KBr) (ν) (cm^{-1}): 3378 (N-H), 3066, 3046, 3026 (C-H arom.), 2957, 2905 (C-H aliph.), 1774, 1718 (C=O), 1589, 1511 (C=C arom.), 1454, 1428 (C-H aliph.), 1241 (Si-CH₃), 1428, 1108 (Si-C₆H₅), 821 (arom. *p*-subst.), 739, 700 (arom. *mono*-subst.). ^1H NMR (DMSO- d_6) (δ) (ppm): 1.02 (s,3H,**11**), 3.41 (d,2H,**17**), 3.64 (d,2H,**17'**), 5.26 (q,2H,**9**), 7.19 (m,5H,**13,14,15**), 7.46 (m,24H,**19,10,21,36,40,41,42**), 7.69 (m,4H,**37**), 7.90 (m,6H,**2,5,6**), 10.16 (s,2H,**34**). ^{13}C NMR (DMSO- d_6) (δ) (ppm): -4.07 (CH₃,**11**), 34.6 (CH₂,**17**), 55.4 (**9**), 120.2 (**36**), 123.0 (**5**), 126.9 (**21**), 128.5 (**14**), 128.5 (**41**), 128.6 (**5**), 128.6 (**20**), 128.8 (**15**), 129.2 (**19**), 131.1 (**38**), 132.9 (**3**), 133.2 (**12**), 134.4 (**4**), 135.2 (**42**), 135.4 (**13**), 136.2 (**37**), 136.2 (**39**), 136.8 (**40**), 137.8 (**18**), 140.3 (**35**), 141.6 (**6**), 143.7 (**1**), 167.2 (**10**), 167.7, 167.9 (**7,8**). ^{29}Si NMR (DMSO- d_6) (δ) (ppm): -8.50 (**43**), -15.25 (**44**).

PIA-II-d. ($\text{C}_{56}\text{H}_{50}\text{Si}_2\text{N}_4\text{O}_5$)_n. IR (KBr) (ν) (cm^{-1}): 3330 (N-H), 3067, 3047, 3022 (C-H arom.), 2964, 2932, 2873 (C-H aliph.), 1773, 1715 (C=O), 1590, 1516 (C=C arom.), 1443, 1372 (C-H aliph.), 1284 (Si-CH₃), 1428, 1109 (Si-C₆H₅), 823 (arom. *p*-subst.), 737, 700

(arom. *mono*-subst.). ^1H NMR (DMSO- d_6) (δ) (ppm): 0.88 (s,3H,**11**), 1.06 (d,12H,**23,24**), 2.85 (m,2H,**22**), 4.60 (s,2H,**9**), 7.53 (m,23H,**13,14,15,36,40,41,42**), 8.00 (m,6H,**2,5,6**), 10.12 (s,2H,**34**). ^{13}C NMR (DMSO- d_6) (δ) (ppm): -4.39 (**11**), 19.2 (**23**), 20.4 (**24**), 27.5 (**22**), 59.4 (**9**), 119.4 (**36**), 122.7 (**5**), 127.7 (**14**), 128.0 (**41**), 128.4 (**2**), 128.8 (**15**), 130.7 (**38**), 132.6 (**3**), 132.9 (**12**), 134.0 (**4**), 134.5 (**42**), 134.9 (**13**), 135.7 (**37**), 135.7 (**39**), 136.3 (**40**), 140.1 (**35**), 141.1 (**6**), 143.2 (**1**), 166.7 (**10**), 167.6, 167.8 (**7,8**). ^{29}Si NMR (DMSO- d_6) (δ) (ppm): -8.91 (**43**), -15.39 (**44**).

PIA-II-e. ($\text{C}_{58}\text{H}_{54}\text{Si}_2\text{N}_4\text{O}_5$)_n. IR (KBr) (ν) (cm^{-1}): 3386 (N-H), 3066, 3046, 3026 (C-H arom.), 2923 (C-H aliph.), 1775, 1718 (C=O), 1588, 1511 (C=C arom.), 1455, 1428 (C-H aliph.), 1240 (Si-CH₃), 1428, 1108 (Si-C₆H₅), 822 (arom. *p*-subst), 739, 700 (arom. *mono*-subst.). ^1H NMR (DMSO- d_6) (δ) (ppm): 0.89 (s,6H,**26**), 0.93 (s,6H,**27**), 1.08 (s,3H,**11**), 1.47 (m,2H,**25**), 2.01 (t,2H,**17**), 2.26 (t,2H,**17'**), 4.96 (d,2H,**9**), 7.55 (m,23H,**13,14,15,36,40,41,42**), 8.02 (m,6H,**2,5,6**), 10.09 (s,2H,**34**). ^{13}C NMR (DMSO- d_6) (δ) (ppm): -4.1 (**11**), 21.1 (**26**), 23.5 (**27**), 25.0 (**25**), 37.2 (**17**), 52.5 (**9**), 120.0 (**36**), 123.0 (**5**), 128.2 (**14**), 128.3 (**41**), 128.7 (**2**), 128.8 (**15**), 131.2 (**38**), 133.1 (**3**), 133.2 (**12**), 134.2 (**4**), 135.0 (**42**), 135.3 (**13**), 136.0 (**37**), 136.0 (**39**), 136.6 (**40**), 140.4 (**35**), 141.5 (**6**), 143.6 (**1**), 167.8 (**10**), 167.9, 168.1 (**7,8**). ^{29}Si NMR (DMSO- d_6) (δ) (ppm): -8.90 (**43**), -15.39 (**44**).

PIA-II-f. ($\text{C}_{58}\text{H}_{54}\text{Si}_2\text{N}_4\text{O}_5$)_n. IR (KBr) (ν) (cm^{-1}): 3331 (N-H), 3067, 3047, 3022 (C-H arom.), 2964, 2931, 2876 (C-H aliph.), 1774, 1715 (C=O), 1590, 1512 (C=C arom.), 1462, 1443, 1360 (C-H aliph.), 1280 (Si-CH₃), 1428, 1109 (Si-C₆H₅), 822 (arom. *p*-subst.), 737, 700 (arom. *mono*-subst.). ^1H NMR (DMSO- d_6) (δ) (ppm): 0.85 (s,3H,**11**), 0.92 (m,2H,**28**), 1.04 (m,12H,**23,29**), 1.51 (m,2H,**28**), 2.73 (m,2H,**22**), 4.69 (d,2H,**9**), 7.55 (m,23H,**13,14,15,36,40,41,42**), 8.00 (m,6H,**2,5,6**), 10.22 (s,2H,**34**). ^{13}C NMR (DMSO- d_6) (δ) (ppm): -4.90 (**11**), 10.7 (**29**), 16.2 (**23**), 25.2 (**28**), 33.2 (**22**), 59.0 (**9**), 119.3 (**36**), 122.7 (**5**), 127.7 (**14**), 128.0 (**41**), 128.4 (**2**), 128.8 (**15**), 130.6 (**38**), 132.5 (**3**), 132.9 (**12**), 134.0 (**4**), 134.5 (**42**), 135.0 (**13**), 135.7 (**37**), 135.7 (**39**), 136.4 (**40**), 140.0 (**35**), 141.2 (**6**), 143.3 (**1**), 167.0 (**10**), 167.7, 167.9 (**7,8**). ^{29}Si NMR (DMSO - d_6) (δ) (ppm): -8.91 (**43**), -15.39 (**44**).

PIA-II-g. (C₆₀H₄₂Si₂N₄O₅)_n. IR (KBr) (ν) (cm⁻¹): 3420 (N-H), 3067, 3047, 3022 (C-H arom.), 2960 (C-H aliph.), 1777, 1720, 1674 (C=O), 1588, 1560 (C=C arom.), 1439 (C-H aliph), 1281 (Si-CH₃), 1428, 1111 (Si-C₆H₅), 824 (arom. *p*-subst.), 735, 700 (arom. *mono*-subst.). ¹H NMR (DMSO-*d*₆) (δ) (ppm): 1.11 (s,3H,**11**), 7.77 (m,37H,**2,5,6,13,14,15,31,32,36,40,41,42**), 10.52 (s,2H,**34**). ¹³C NMR (DMSO-*d*₆) (δ) (ppm): -3.9 (**11**), 120.2 (**36**), 123.4 (**5**), 127.4 (**31**), 128.1 (**14**), 128.5 (**32**), 128.7 (**41**), 128.9 (**2**), 129.0 (**15**), 131.4 (**13**), 133.3 (**3**), 133.4 (**12**), 134.4 (**4**), 134.7 (**33**), 134.9 (**42**), 135.1 (**30**), 135.4 (**13**), 136.2 (**37**), 136.2 (**39**), 136.8 (**40**), 141.0 (**35**), 141.7 (**6**), 143.8 (**1**), 165.6 (**10**), 167.0, 167.2 (**7,8**). ²⁹Si NMR (DMSO-*d*₆) (δ) (ppm): -8.91 (**43**), -15.39 (**44**).

SERIES III (R₁ = R₂ = C₆H₅)

PIA-III-a. (C₅₄H₄₀Si₂N₄O₅)_n. IR (KBr) (ν) (cm⁻¹): 3347 (N-H), 3067, 3046, 3022 (C-H arom.), 2932 (C-H aliph.), 1777, 1717 (C=O), 1590, 1517 (C=C arom.), 1426 (C-H aliph.), 1427, 1109 (Si-C₆H₅), 822 (arom. *p*-subst.), 729, 700 (arom. *mono*-subst.). ¹H NMR (DMSO-*d*₆) (δ) (ppm): 4.48 (s,4H,**9**), 7.53 (m,28H,**13,14,15,36,40,41,42**), 7.91 (s,2H,**6**), 8.05 (s,4H,**2,5**), 10.49 (s,2H,**34**). ¹³C NMR (DMSO-*d*₆) (δ) (ppm): 41.1 (**9**), 119.0 (**36**), 123.3 (**5**), 128.3 (**41**), 128.9 (**14**), 129.6 (**2**), 129.9 (**15**), 131.0 (**4**), 131.3 (**3**), 133.4 (**38**), 134.1 (**12**), 134.7 (**42**), 135.9 (**37**), 135.9 (**39**), 136.1 (**13**), 136.8 (**40**), 140.1 (**35**), 141.2 (**6**), 142.4 (**1**), 165.2 (**10**), 167.5, 167.7 (**7,8**). ²⁹Si NMR (DMSO-*d*₆) (δ) (ppm): -14.56 (**43**), -16.05 (**44**).

PIA-III-b. (C₅₇H₄₄Si₂N₄O₅)_n. IR (KBr) (ν) (cm⁻¹): ¹H NMR (DMSO-*d*₆) (δ) (ppm): 3337 (N-H), 3068, 3047, 3022 (C-H arom.), 2937 (C-H aliph.), 1774, 1718 (C=O), 1590, 1511 (C=C arom.), 1444, 1375 (C-H aliph.), 1428, 1109 (Si-C₆H₅), 822 (arom. *p*-subst.), 742, 700 (arom. *mono*-subst.). ¹H NMR (DMSO-*d*₆) (δ) (ppm): 1.60 (d,6H,**16**), 4.97 (q,2H,**9**), 7.53 (m,28H,**13,14,15,36,40,41,42**), 7.88 (s,2H,**6**), 8.04 (s,4H,**2,5**), 10,02 (s,2H,**34**). ¹³C NMR (DMSO-*d*₆) (δ) (ppm): 15.4 (**16**), 42.3 (**9**), 120.0 (**36**), 123.3 (**5**), 128.4 (**41**), 129.1 (**14**), 129.6 (**2**), 130.2 (**15**), 131.2 (**4**), 131.7 (**3**), 133.8 (**38**), 134.3 (**12**), 134.8 (**42**), 136.1 (**37**), 136.1 (**39**), 136.2 (**13**), 136.7 (**40**), 140.5 (**35**), 141.1 (**6**), 142.3 (**1**), 167.5 (**10**), 167.7, 168.0 (**7,8**). ²⁹Si NMR (DMSO-*d*₆) (δ) (ppm): -14.24 (**43**), -15.66 (**44**).

PIA-III-c. (C₆₉H₅₂Si₂N₄O₅)_n. IR (KBr) (ν) (cm⁻¹): 3378 (N-H), 3066, 3047, 3025 (C-H arom.), 2922 (C-H aliph.), 1774, 1718 (C=O), 1589, 1510 (C=C arom.), 1455 (C-H aliph.), 1428, 1108 (Si-C₆H₅), 820 (arom. *p*-subst.), 740, 699 (arom. *mono*-subst.). ¹H NMR (DMSO-*d*₆) (δ) (ppm): 3.43 (d,2H,**17**), 3.63 (d,2H,**17'**), 5.25 (d,2H,**9**), 7.43 (m,36H,**13,14,15,36,40,41,42**), 7.68 (d,4H,**19**), 7.78 (d,2H,**6**), 7.97 (d,4H,**2,5**), 10.16 (s,2H,**34**). ¹³C NMR (DMSO-*d*₆) (δ) (ppm): 34.1 (**17**), 55.0 (**9**), 119.7 (**36**), 122.9 (**5**), 126.5 (**21**), 128.0 (**41**), 128.2 (**20**), 128.6 (**14**), 128.8 (**13**), 129.2 (**2**), 129.7 (**15**), 130.6 (**4**), 130.7 (**3**), 132.7 (**38**), 133.9 (**12**), 134.5 (**42**), 135.7 (**37**), 135.7 (**39**), 135.8 (**13**), 136.3 (**18**), 137.3 (**40**), 140.0 (**35**), 140.9 (**6**), 142.0 (**1**), 166.7 (**10**), 167.1, 167.3 (**7,8**). ²⁹Si NMR (DMSO-*d*₆) (δ) (ppm): -14.09 (**43**), -15.33 (**44**).

PIA-III-d. (C₆₁H₅₂Si₂N₄O₅)_n. IR (KBr) (ν) (cm⁻¹): 3331 (N-H), 3068, 3047, 3023 (C-H arom.), 2965, 2929, 2873 (C-H aliph.), 1775, 1718 (C=O), 1589, 1506 (C=C arom.), 1443, 1370 (C-H aliph.), 1428, 1109 (Si-C₆H₅), 821 (arom. *p*-subst.), 740, 700 (arom. *mono*-subst.). ¹H NMR (DMSO-*d*₆) (δ) (ppm): 0.88 (d,6H,**23**), 1.05 (d,6H,**24**), 2.84 (m,2H,**22**), 4.59 (d,2H,**9**), 7.52 (m,28H,**13,14,15,36,40,41,42**), 7.90 (s,2H,**6**), 8.05 (d,4H,**2,5**), 10.11 (s,2H,**34**). ¹³C NMR (DMSO-*d*₆) (δ) (ppm): 19.2 (**23**), 20.4 (**24**), 27.5 (**22**), 59.5 (**9**), 119.4 (**36**), 122.9 (**5**), 127.6 (**41**), 128.0 (**14**), 128.1 (**2**), 128.6 (**15**), 130.9 (**4**), 131.1 (**3**), 132.8 (**38**), 133.4 (**12**), 134.4 (**42**), 135.7 (**37**), 135.7 (**39**), 135.9 (**13**), 136.3 (**40**), 140.0 (**35**), 140.9 (**6**), 142.1 (**1**), 166.6 (**10**), 167.5, 167.7 (**7,8**). ²⁹Si NMR (DMSO-*d*₆) (δ) (ppm): -13.84 (**43**), -15.33 (**44**).

PIA-III-e. (C₆₃H₅₆Si₂N₄O₅)_n. IR (KBr) (ν) (cm⁻¹): 3334 (N-H), 3068, 3047, 3022 (C-H arom.), 2975, 2929, 2870 (C-H aliph.), 1774, 1717 (C=O), 1590, 1511 (C=C arom.), 1428, 1368 (C-H aliph.), 1428, 1109 (Si-C₆H₅), 822 (arom. *p*-subst.), 740, 700 (arom. *mono*-subst.). ¹H NMR (DMSO-*d*₆) (δ) (ppm): 0.90 (d,12H,**26,27**), 1.48 (m,2H,**25**), 1.94 (m,2H,**17**), 2.32 (m,2H,**17'**), 4.95 (d,2H,**9**), 7.50 (m,28H,**1,14,15,36,40,41,42**), 7.90 (s,2H,**6**), 8.06 (d,4H,**2,5**), 10.08 (s,2H,**34**). ¹³C NMR (DMSO-*d*₆) (δ) (ppm): 18.5 (**26**), 20.8 (**27**), 23.1 (**25**), 36.9 (**17**), 52.2 (**9**), 119.6 (**36**), 123.0 (**5**), 127.7 (**41**), 128.0 (**14**), 128.6 (**2**), 129.5 (**15**), 130.8 (**4**), 131.0 (**3**), 133.0 (**38**), 133.9 (**12**), 134.5 (**42**), 135.7 (**37**), 135.7 (**39**),

135.9 (**13**), 136.3 (**40**), 140.0 (**35**), 142.1 (**6**), 143.4 (**1**), 167.5 (**10**), 167.7, 167.8 (**7,8**). ^{29}Si NMR (DMSO- d_6) (δ) (ppm): -13.91 (**43**), -15.29 (**44**).

PIA-III-f. ($\text{C}_{63}\text{H}_{56}\text{Si}_2\text{N}_4\text{O}_5$)_n. IR (KBr) (ν) (cm^{-1}): 3332 (N-H), 3068, 3047, 3022 (C-H arom.), 2965, 2929, 2876 (C-H aliph.), 1774, 1716 (C=O), 1590, 1510 (C=C arom.), 1462, 1442, 1361 (C-H aliph.), 1428, 1109 (Si-C₆H₅), 821 (arom. *p*-subst.), 740, 700 (arom. *mono*-subst.). ^1H NMR (DMSO- d_6) (δ) (ppm): 0.85 (s,6H,**29**), 0.86 (m,2H,**28**), 1.03 (s,6H,**23**), 1.52 (m,2H,**28**), 2.73 (m,2H,**22**), 4.69 (d,2H,**9**), 7.54 (m,28H,**13,14,15,36,40,41,42**), 7.90 (s,2H,**6**), 8.05 (d,4H,**2,5**), 10.20 (s,2H,**34**). ^{13}C NMR (DMSO- d_6) (δ) (ppm): 10.7 (**29**), 16.2 (**23**), 18.5 (**28**), 25.2 (**22**), 59.1 (**9**), 119.3 (**35**), 122.9 (**5**), 127.7 (**41**), 128.1 (**14**), 128.6 (**2**), 129.5 (**15**), 130.7 (**4**), 130.8 (**3**), 132.8 (**38**), 133.9 (**12**), 134.5 (**42**), 135.7 (**37**), 135.7 (**39**), 135.9 (**13**), 136.4 (**40**), 140.0 (**35**), 140.9 (**6**), 142.1 (**1**), 166.9 (**10**), 167.6, 167.8 (**7,8**). ^{29}Si NMR (DMSO- d_6) (δ) (ppm): -13.92 (**43**), -15.31 (**44**).

PIA-III-g. ($\text{C}_{65}\text{H}_{44}\text{Si}_2\text{N}_4\text{O}_5$)_n. IR (KBr) (ν) (cm^{-1}): 3425 (N-H), 3060, 3047, 3023 (C-H arom.), 1777, 1721, 1672 (C=O), 1428, 1110 (Si-C₆H₅), 821 (arom. *p*-subst.), 739, 700 (arom. *mono*-subst.). ^1H NMR (DMSO- d_6) (δ) (ppm): 7.80 (m,42H,**2,5,6,13,14,15,31,32,36,37,40,41,42**), 10.52 (s,2H,**34**). ^{13}C NMR (DMSO- d_6) (δ) (ppm): 120.0 (**36**), 123.2 (**5**), 127.0 (**31**), 127.7 (**2**), 128.2 (**14**), 128.3 (**15**), 128.7 (**41**), 129.5 (**33**), 130.8 (**32**), 131.1, (**4**) 131.8 (**3**), 133.2 (**38**), 133.4 (**12**), 134.5 (**42**), 135.8 (**13**), 135.9 (**37**), 135.9 (**39**), 136.3 (**40**), 136.4 (**30**), 139.4 (**35**), 141.1 (**6**), 142.1 (**1**), 165.2 (**10**), 166.6, 166.7 (**7,8**). ^{29}Si NMR (DMSO- d_6) (δ) (ppm): -13.90 (**43**), -15.03 (**44**).

Results and discussion

Tetramethyl derivatives (**TM-(I-III)**), tetracarboxylic imido-acids (**TA-(I-III)**) and dianhydrides (**DA-(I-III)**) were obtained according to described procedures and characterized by spectroscopic methods.⁴³⁻⁴⁷

The monomeric dicarboxylic imido-acids (**I-III-(a-g)**) were obtained from the dianhydrides (**DA-(I-III)**) and the amino acids glycine, L-alanine, L-phenylalanine, L-valine, L-leucine, L-isoleucine, and *p*-aminobenzoic acid, in acetic acid according to describe procedures^{41-42, 48-49} and characterized by IR, ¹H, ¹³C and ²⁹Si NMR, and when corresponds by optical activity. The results are summarized in the Experimental Part were in agreement with the proposed structures (Scheme 1).

In all the dicarboxylic imido-acids it was possible to see the IR band corresponding to the OH group between 3482 and 3466 cm⁻¹ and a new band corresponding to the C=O group of the acid.

In the NMR of both, ¹H and ¹³C, it was possible to see the magnetic no-equivalence of the aliphatic groups of the amino acid residue. In fact, for the dicarboxylic imido-acids **I-d**, **II-d** and **III-d** derived from L-valine as amino acid, the two methyl groups were non-equivalent in ¹H and ¹³C, due to the effect of the chiral carbon. The same effect was observed for the dicarboxylic imido-acids **I-e**, **II-e** and **III-e**, derived from L-leucine. In these dicarboxylic imido-acids the effect of the chiral carbon affects to the CH₃ groups and to the CH₂, in which the H atoms were non-equivalent in ¹H NMR. Figure 1 shows the NMR spectra of ¹H, ¹³C and ²⁹Si for the imido-diacid **Id** as example.

In ¹³C NMR the effect was observed only for the CH₃ groups. For the dicarboxylic imido-acids **I-f**, **II-f** and **III-f** derived from L-isoleucine, the non-equivalence was observed for the protons of the CH₂ group in ¹H NMR. This effect was described for us in other work.³⁹

Respect to the ²⁹Si NMR, it was possible to see the corresponding signal to the Si atom at high field. If the signal corresponding to the Si atom bonded to four aromatic rings (dicarboxylic imido-acids **III-(a-g)**) is considered like a reference about -13.5 ppm, the signal corresponding to the other dicarboxylic imido-acids **II-(a-g)** with one methyl group and three phenyl rings bonded to the Si atom, is shifted to lower field at about -9.0 ppm. Those corresponding to the dicarboxylic imido-acids **I-(a-g)**, in which the Si atom is bonded to two methyl and two phenyl groups, the signal is shifted to about -4.5 ppm. In general the replacement of and aliphatic by an aromatic group, shifts the Si signal to higher field, due to the high electronic density of the Si atom with aromatic substituents.⁵³⁻⁵⁷

The poly(imide-amides) (**PIAs**) were obtained from the monomeric imido-diacids and the diamine bis(4-aminophenyl)diphenylsilane by direct polycondensation according to the Yamazaki method,⁵²⁻⁵³ in which the dicarboxylic imido-acid and the diamine were mixed with triphenylphosphite, CaCl₂, pyridine and NMP (Scheme 1). The mixture was heated at 120 °C for three hours and then poured into methanol. The **PIAs** were filtered, washed with methanol, dried under vacuum until constant weight, and characterized.

In the IR spectra it was possible to see the disappearance of the band corresponding to the OH groups of the dicarboxylic imido-acids and a new band at about 3380 cm⁻¹ corresponding to the NH group of the amides. The rest of the spectra were very similar to those obtained for the dicarboxylic imido-acids.

The NMR spectra of the **PIAs** were very similar to those of the dicarboxylic imido-acids **I-III (a-g)**, but including the signals corresponding of the diamine. The ²⁹Si NMR of the **PIAs** showed two signals, one corresponding to the diacid moiety at the same values showed before the polymerization, and the second corresponding to the diamine at about -15.3 ppm. This chemical shift to a higher field is due to the effect of the N atoms. Figure 2 shows the NMR spectra (¹H, ¹³C and ²⁹Si) for **PIA-I-a**, derived from glycine.

Table 1 shows the results of the solubility test developed for the **PIAs**. All of them were soluble in aprotic polar solvents like DMSO, DMAc, DMF and NMP, and also in a protic polar solvent usually used for this kind of polymers like *m*-cresol. **PIAs** were also soluble in THF and several of them in CHCl₃ and acetone, which is an important advance in the processability of this kind of polymers. The improvement of the solubility can be due to the polarity of the C-Si bond and to the presence of the side groups provided by the amino acids moieties. In fact, **PIAs** including glycine and *p*-aminobenzoic acid as amino acids, without a side chain, were not soluble in CHCl₃ and acetone, with the exception of **PIA-III-g** which showed solubility in this last solvent. Probably this effect can be explain due to the steric effect of the aromatic ring bonded to the two Si atoms, which promote a great free volume between the polymeric chains with low packing forces between them. So, the incorporation of solvent to the polymer matrix could be favored.

Table 2 shows the yields obtained for the polymerization process, which were almost quantitative (90-99 %) and indicative of the efficiency of the Yamazaki's polyimidation process.⁵²⁻⁵³

Table 2 also shows the inherent viscosity values obtained in NMP at 25 °C ($c = 0.5$ g/dL). The obtained values were low, probably corresponding to oligomeric species, especially those derived from dicarboxylic imido-acids **II-(a-g)** and **III-(a-g)**, which contain aromatic rings bonded to the Si atom. Probably this structural detail promotes a partial insolubility of the **PIAs** in the reaction media, which increases when the aromatic content is increased. **PIAs** derived from the dicarboxylic imido-acids **I-(a-g)** without aromatic rings bonded to the Si atom showed a little increment in their η_{inh} value, especially **PIA-I-a** and **PIA-I-b**, for which the amino acids moieties have not side chains.

The results obtained for the thermal properties, in particular, glass transition temperature T_g , and thermal degradation temperature TDT, are summarized in Table 2.

In general the T_g values of the synthesized **PIAs** were not so high taking in account that aromatic poly(amides) and poly(imides) normally show higher values of this parameter. The effect of the amino acid moiety including a $C sp^3$ in the main chain can be responsible of these values.

It is possible to see in the series of **PIAs** derived from the dicarboxylic imido-acids **I-(a-g)**, that the values decrease when the side chain of the amino acid moiety is increased. This fact can be due to the higher rotational freedom of the chains promoted by the higher separation between them. This effect implies that the mobility of the chains is higher. Also contribute to this effect the two methyl groups bonded to the Si atom of the acid residue, without $\pi-\pi$ aromatic interactions.

PIAs derived from the three dicarboxylic imido-acids with *p*-aminobenzoic acid (**PIA-I-g**, **PIA-II-g** and **PIA-III-g**), showed the higher T_g values in each series, due to the rigidity of the aromatic ring of this amino acid residue.

Respect to the values obtained for the **PIAs** derived from dicarboxylic imido-acids **II**, also there are a similar tendency but with two exceptions, **PIA-II-b** derived from L-alanine which showed a low value and **PIA-II-f** derived from L-isoleucine which showed a high value, we do not have an adequate explanation for these results.

Tg values obtained for those **PIAs** derived from dicarboxylic imido-acids **III-(a-g)**, do not have a clear relationship respect to the structure of the amino acid used. The lower values were obtained for **PIA-III-e**, **PIA-III-f** and **PIA-III-c**, which have L-leucine, L-isoleucine and L-phenylalanine respectively, with the larger side chains. This fact could be explained for an increasing in the internal rotation of the chains.

On the other hand, if we compare the Tg values as a function of the groups bonded to the Si atom of the dicarboxylic imido-acids, there is not a clear tendency. In fact, for those derived from glycine (**PIA-I-a**, **PIA-II-a**, **PIA-III-a**) it was possible to see a decreases of the Tg values when the aromatic content is increased, due to the higher distance between the polymeric chains. The same effect can be seen in **PIA-I-c**, **PIA-II-c** and **PIA-III-c**, having the first two practically the same Tg value.

In the other **PIAs** groups there was not a clear tendency. Apparently the aromatic interactions between the polymeric chains did not show a great significance, because several of the **PIA-III** showed the lowest value, compared with those derived from the other dicarboxylic imido-acids but with the same amino acidic residue.

Table 2 shows the thermal decomposition temperatures ($TDT_{10\%}$), taken as the temperature at which the weight loss is 10 % and figure 3 show the curves obtained for **PIAs** of series I. In all **PIAs**, there are two structural differences between them: the groups bonded to the Si atom of the dicarboxylic imido-acids moieties (**I-III**) and the amino acids residue. According to the classic definition almost all **PIAs** were thermostables (weight loss lower than 10 % at 400 °C), with two exceptions **PIA-I-f** ($TDT_{10\%} = 377$ °C) derived from imido-diacid **If** (Figure 3) with methyl groups bonded to the Si atom and L-isoleucine as amino acid residue, and **PIA-III-e** which was practically thermostable with a $TDT_{10\%}$ of 398 °C.

The most thermostable **PIAs** were those including *p*-aminobenzoic acid as amino acid moiety, due to the rigidity of the *p*-phenylene group in the main chain. Also **PIAs** including glycine (**a**) as amino acid moiety (series **a**) also showed high TDT values due to the lack of side groups.

The other **PIAs** showed a very similar TDT_{10%} values and there were not a logic sequence, having all of them side groups provided by the amino acids moieties.

If it is compared the TDT_{10%} values as a function of the groups, methyl or phenyl, bonded to the Si atom of the dicarboxylic imido-acids moieties (**I**, **II**, **III**) it is possible to see that these groups have low influence in the TDT_{10%} values. This fact allows to conclude that the amino acidic moieties, as a part of the main chain with a sp³ carbon atom, have higher influence in the degradation process.

Table 3 shows the results obtained for the UV-vis transmittance analyses. A material is considered as transparent when the transmittance is higher than 80 % at a wavelength of 400 nm, and depends on the structure and the functional groups present.

Figure 4a shows the curves obtained for **PIAs** of the series I (R₁=R₂= methyl) where the effect of lateral group of the aminoacidic residue is not clear. Similar results are observed for the polymers from series II and series III. For **PIAs** of the series II, those including L-alanine, L-valine and *p*-aminobenzoic moieties, showed values higher than 80 %, but the measurements were made in solution because the films were brittle. On the other hand, for **PIAs** of series I, only those including L-alanine and L-phenylalanine do not show transmittance at 400 nm.

A characteristic of all the synthesized **PIAs** in this work is the high aromatic content of the repetitive unit. This structural element contributes negatively to the transmittance due to the conjugation that present this kind of materials and to the formation of charge transfer complex which reduce this parameter.

Figure 4b shows that the increase of aromatic content in the imido-diacid residue, reduces the transmittance value. This fact is also observed in Table III when **PIAs** of series III, with

the higher aromatic content showed the lower values, and all of them did not show transparence.

Conclusions

Three series of oligomeric poly(imido-amides) (**PIAs**) containing two Si atoms in the repeating unit of the main chain, derived from seven monomeric imido-diacids containing amino acidic moieties, and an aromatic silylated diamine were synthesized and characterized.

Six α -amino acids plus *p*-aminobenzoic acid and bis(4-aminophenyl)diphenylsilane as the diamine were used in the synthetic process. **PIAs** were obtained with almost quantitative yields but with low η_{inh} values, concluding that **PIAs** were of oligomeric nature.

PIAs were soluble in aprotic polar solvents, and also in other common solvents like THF, acetone and $CHCl_3$, due to the inclusion of Si atoms and to the presence of the aliphatic amino acidic residues.

T_g values showed a decrease when the aliphatic content of the amino acid residue increased, due to a higher chain separation and higher free rotation of them. **PIAs** derived from amino acids without side chains, like glycine and *p*-aminobenzoic acid showed the higher T_g values due to an increase of the molecular rigidity.

Almost all the **PIAs** were thermally stable, being the most stables those including *p*-aminobenzoic as amino acidic residue. The groups bonded to the Si atom of the dicarboxylic imido-acids **I**, **II** and **III**, do not showed an important influence.

Finally, an increase of the aromatic content reduced the transparence values, and those containing only aromatic rings bonded to the Si atoms (**PIA-III-(a-g)**) did not show UV-vis transparence, due to the high aromatic content of the structure.

Acknowledgements

The author acknowledge the financial support by Fondo Nacional de Investigación Científica y Tecnológica (FONDECYT) through grant 1100015. P.A.O. acknowledges the fellowship of CONICYT (Comisión Nacional de Investigación Científica y Tecnológica).

References

- 1 J. K. Fink, "High Performance Polymers", William Andrew Inc., Nueva York, USA, 2008.
- 2 S. Mallakpour and E. Kowsari, *Polym. Adv. Technol.*, 2005, **16**, 732-737.
- 3 D. Liaw and B. Liaw, *Polymer*, 2001, **42**, 839-845.
- 4 S. Nakata and J. J. Brisson, *J. Polym. Sci., Part A: Polym. Chem.*, 1997, **35**, 2379-2386.
- 5 D. J. Liaw, P. N. Hsu and B.Y. Liaw, *J. Polym. Sci., Part A: Polym. Chem.*, 2001, **39**, 63-70.
- 6 D. J. Liaw, B. Y. Liaw and C. M. Yang, *Macromol. Chem. Phys.*, 2001, **202**, 1866-1872.
- 7 E. Ferrero, J. F. Espeso, J. G. de la Campa, J. de Abajo and A. E. Lozano, *J. Polym. Sci. Part A: Polym. Chem.*, 2002, **40**, 3711-3724.
- 8 V. Ayala, E. M. Maya, J. M. García, J. G. de la Campa, A. E. Lozano and J. de Abajo, *J. Polym. Sci. Part A: Polym. Chem.*, 2005, **43**, 112-121.
- 9 S. H. Hsiao, C. P. Yang, C. W. Chen and G. S. Liou, *Eur. Polym. J.*, 2005, **41**, 511-517.
- 10 I. Sava and M. Bruma, *Macromol. Symp.*, 2006, **239**, 36-42.
- 11 S. Mehdipour-Ataei, *Eur. Polym. J.*, 2005, **41**, 65-71.
- 12 S. Mallakpour and M. Kolahdoozan, *Iran. Polym. J.*, 2006, **15**, 307-315.
- 13 F. Sanda and T. Endo, *Macromol. Chem. Phys.*, 1999, **200**, 2651-2661.
- 14 R. Katsarava, *Macromol. Symp.*, 2003, **199**, 419-430.
- 15 T. W. Baughman and K. B. Wagener, *Adv. Polym. Sci.*, 2005, **176**, 1.
- 16 S. Mallakpour and F. Rafiemanzelat, *J. Appl. Polym. Sci.*, 2005, **98**, 1781-1792.

- 17 S. Mallakpour and E. Kowsari, *J. Appl. Polym. Sci.*, 2006, **99**, 1038-1044.
- 18 E. Abdul Rahim, F. Sanda and T. Masuda, *J. Polym. Sci., Part A: Polym. Chem.*, 2006, **44**, 810. (2006).
- 19 S. Mallakpour and E. Kowsari, *Polym. Eng. Sci.*, 2006, **46**, 558-565.
- 20 S. Mallakpour and M. H. Shahmohammadi, *Iran. Polym. J.*, 2005, **14**, 974-981.
- 21 M. Bruma and B. Schulz, *J. Macromol. Sci., Polym. Rev.*, 2001, **41C**, 1-40.
- 22 S. B. Speck, *J. Org. Chem.*, 1953, **18**, 1689-1700.
- 23 M. Bruma, I. Sava, F. Mercer, V.N. Reddy, T. Köpnick, B. Stiller and B. Schulz, *Polym. Adv. Technol.*, 1998, **9**, 752-758.
- 24 M. Bruma, B. Schulz, T. Köpnick and J. Robinson, *High Perform. Polym.*, 2000, **12**, 429-443.
- 25 B. Schulz, E. Hamciuc, T. Köpnick, Y. Kaminorz and M. Bruma, *Macromol. Symp.*, 2003, **199**, 391-400.
- 26 E. Hamciuc, C. Hamciuc, M. Bruma and B. Schulz, *Eur. Polym. J.*, 2005, **41**, 2989-2997.
- 27 N. D. Ghatge and J. Y. Jadhav, *J. Polym. Sci., Polym. Chem. Ed.*, 1983, **21**, 3055-3061.
- 28 N. D. Ghatge and J. Y. Jadhav, *J. Polym. Sci., Polym. Chem. Ed.*, 1984, **22**, 1565-1572.
- 29 J. Y. Jadhav, N. N. Chavan and N. D. Ghatge, *Eur. Polym. J.*, 1984, **20**, 1009-1011.
- 30 S. F. Thames and K. G Malone, *J. Polym. Sci., Part A: Polym. Chem.*, 1993, **31**, 521-526.
- 31 J. Zhang, Q. Sun and X. Hou, *Macromolecules*, 1993, **26**, 7176-7181.
- 32 M. D. Joshi, A. Sarkar, O. S. Yemul, P. P. Wadgaonkar, S. V. Lonikar and N. N. Maldar, *J. Appl. Polym. Sci.*, 1997, **64**, 1329-1335.
- 33 I. Sava and E. Hamciuc, *Revue Roum. Chim.*, 2007, **52**, 127-133.
- 34 I. Sava, M. Bruma, B. Schulz and T. Köpnick, *High Perform. Polym.*, 2005, **17**, 483-495.
- 35 L. H. Tagle, C. A. Terraza, A. Tundidor-Camba and F. A. Lara, *Polym. Bull.*, 2014, **71**, 1031-1042.

- 36 L. H. Tagle, C. A. Terraza, A. Tundidor-Camba and J. Soto-Salamanca, *Polym. Bull.*, 2014, **71**, 287-300.
- 37 L. H. Tagle, C. A. Terraza, A. Tundidor-Camba and F. A. Lara, *J. Chil. Chem. Soc.*, 2013, **58**, 2114-2116.
- 38 L. H. Tagle, C. A. Terraza, A. Leiva and D. Coll, *High Perform. Polym.*, 2012, **24**, 77-
- 39 L. H. Tagle, C. A. Terraza, P. A. Ortiz, M. J. Rodríguez, A. Tundidor-Camba, A. Leiva, C. González-Henríquez, A. L. Cabrera, U. G. Volkmann and E. Ramos-Moore, *J. Macromol. Chem., Part A, Pure Appl. Chem.*, 2012, **49**, 562-570.
- 40 C. M. González Henríquez, L. H. Tagle, C. A. Terraza, A. Barriga González, U. G. Volkmann, A. L. Cabrera, E. Ramos and M. Pavez, *Polym Int.*, 2012, **61**, 197-204.
- 41.- L. H. Tagle, C. A. Terraza, H. Villagra and A. Tundidor-Camba, *Polym. Bull.*, 2011, **67**, 1799-1807.
- 42 L. H. Tagle, C. A. Terraza, A. Leiva, N. Yazigi and L. López, *J. Appl. Polym. Sci.*, 2010, **117**, 1526-1534.
- 43 M. Maienthal, M. Hellmann, C. P. Habe, L. A. Hymo, S. Carpenter and J. Carr, *J. Am. Chem. Soc.*, 1954, **76**, 6392-6393.
- 44 H. N. Kovaks, A. D. Delman, and B.B. Simms, *J. Polym. Sci., Part A-1: Polym. Chem.*, 1968, **6**, 2103-2115.
- 45 J. Zhang, Q. Sun and X. Hou, *Macromolecules*, 1993, **26**, 7176-7181.
- 46 L. H. Tagle, F. R. Diaz, J. C. Vega and P. Valenzuela, *Eur. Polym. J.*, 2003, **39**, 407-410.
- 47 L. H. Tagle, C. A. Terraza, A. Leiva and P. Valenzuela, *J. Appl. Polym. Sci.*, 2006, **102**, 2768-2776.
- 48 S. Mallakpour and E. Kowsari, *J. Appl. Polym. Sci.*, 2005, **96**, 435-442.
- 49 K. Faghihi and M. Gholizadeh, *Thurk. J. Chem.*, 2009, **33**, 87-97.
- 50 E. Hamciuc, M. Bruma, B. Schulz and T. Köpnick, *High Perform. Polym.*, 2003, **15**, 347-359. (and the references therein)
- 51 J. R. Pratt, W.D. Massey, F. M. Pinkerton and S. F. Thames, *J. Org. Chem.*, 1975, **40**, 1090-1094.

- 52 N. Yamazaki, N. Matsumoto and F. Higashi F, *J. Polym. Sci., Polym. Chem. Ed.*, 1975, **13**, 1373-1380.
- 53 A. Tundidor-Camba, C. A. Terraza, L. H. Tagle and D. Coll, *J. Appl. Polym. Sci.*, 2011, **120**, 2381-2389.
- 54 C. A. Terraza, L. H. Tagle, F. Concha and L. Poblete, *Desig. Monom. Polym.*, 2007, **10**, 253-261.
- 55 A. Factor and P.T. Engen, *J. Polym. Sci., Part A: Polym. Chem.*, 1993, **31**, 2231-2236.
- 56 L.H. Tagle, C.A. Terraza, W. Ahlers and C. Vera, *J. Chil. Chem. Soc.*, 2005, **50**, 535-539.
- 57 W. Uhlig, *Progr. Polym. Sci.*, 2002, **27**, 255-305.

Table 1 Solubility of the **PIAs**

Series	DMSO	NMP	DMF	DMAc	m-Cresol	THF	CHCl ₃	Acetone
PIA-I-a	+	+	+	+	+	+	-	-
PIA-I-b	+	+	+	+	+	+	+	++
PIA-I-c	+	+	+	+	+	+	+	+
PIA-I-d	+	+	+	+	+	+	+	+
PIA-I-e	+	+	+	+	+	+	+	+
PIA-I-f	+	+	+	+	+	+	+	+
PIA-I-g	+	+	+	+	+	+	-	-
PIA-II-a	+	+	+	+	+	+	-	-
PIA-II-b	+	+	+	+	+	+	+	+
PIA-II-c	+	+	+	+	+	+	+	+
PIA-II-d	+	+	+	+	+	+	+	+
PIA-II-e	+	+	+	+	+	+	+	+
PIA-II-f	+	+	+	+	+	+	+	+
PIA-II-g	+	+	+	+	+	+	-	-
PIA-III-a	+	+	+	+	+	+	-	-
PIA-III-b	+	+	+	+	+	+	+	+
PIA-III-c	+	+	+	+	+	+	+	+
PIA-III-d	+	+	+	+	+	+	+	+
PIA-III-e	+	+	+	+	+	+	+	+
PIA-III-f	+	+	+	+	+	+	+	+
PIA-III-g	+	+	+	+	+	+	+	-

+ soluble at room temperature, ++ soluble at 40 °C, - insoluble at room temperature

Table 2 Yield, $[\alpha]_D$, η_{inh} , Tg and TDT of the PIAs

series	Yield (%)	$[\alpha]_D$ (°)*	η_{inh} (dL/g)**	Tg (°C)	TDT (°C)
PIA-I-a	99	----	0.18	240	443
PIA-I-b	98	-20	0.13	220	419
PIA-I-c	98	-60	0.11	200	432
PIA-I-d	90	-40	0.13	195	431
PIA-I-e	97	+20	0.14	175	429
PIA-I-f	99	+20	0.12	165	377
PIA-I-g	99	----	0.17	260	493
PIA-II-a	99	----	0.13	210	444
PIA-II-b	96	+20	0.10	184	419
PIA-II-c	98	+40	0.10	201	412
PIA-II-d	98	+20	0.10	194	436
PIA-II-e	99	+20	0.10	158	429
PIA-II-f	94	+20	0.10	180	400
PIA-II-g	99	----	0.10	228	508
PIA-III-a	99	----	0.12	185	442
PIA-III-b	94	+40	0.10	236	406
PIA-III-c	92	+20	0.10	176	442
PIA-III-d	93	+100	0.10	204	398
PIA-III-e	96	+60	0.11	165	426
PIA-III-f	92	+60	0.10	170	412
PIA-III-g	93	----	0.10	234	490

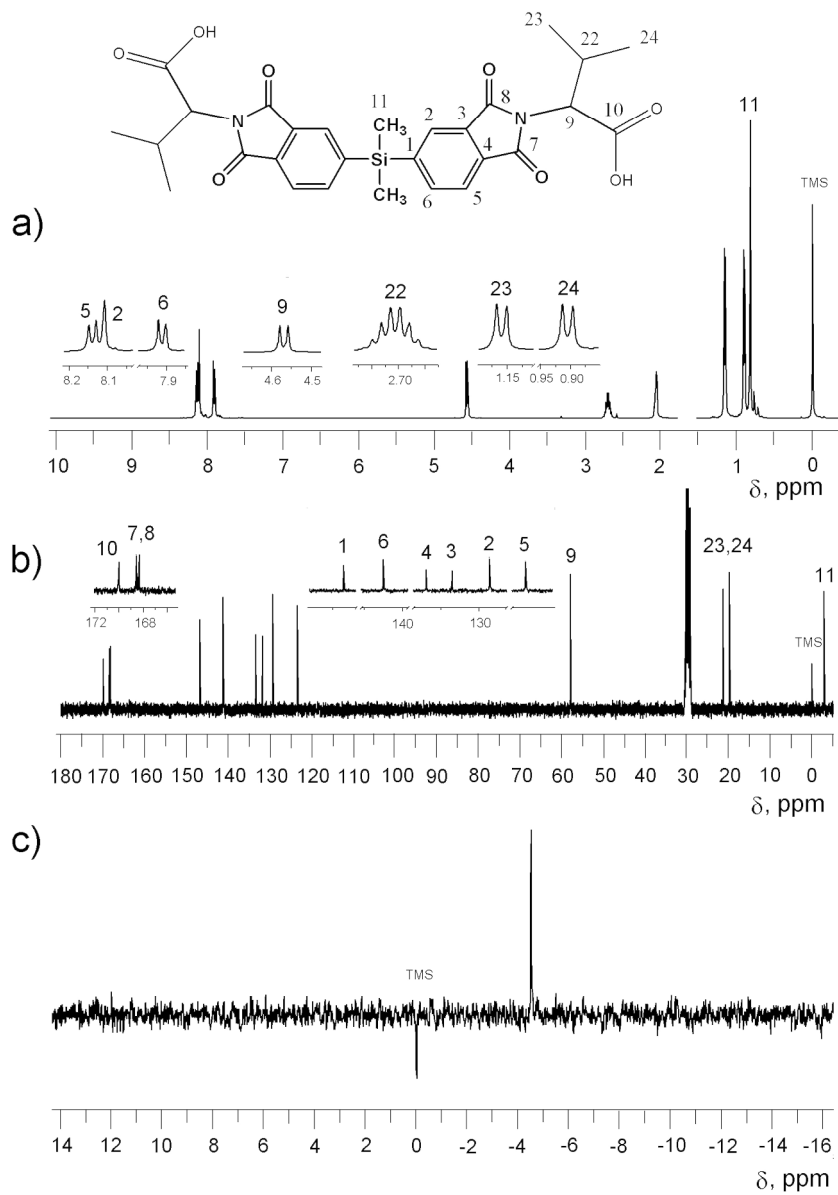
* In NMP at 25 °C

** Inherent viscosity, in NMP at 25 °C (c = 0.5 g/dL)

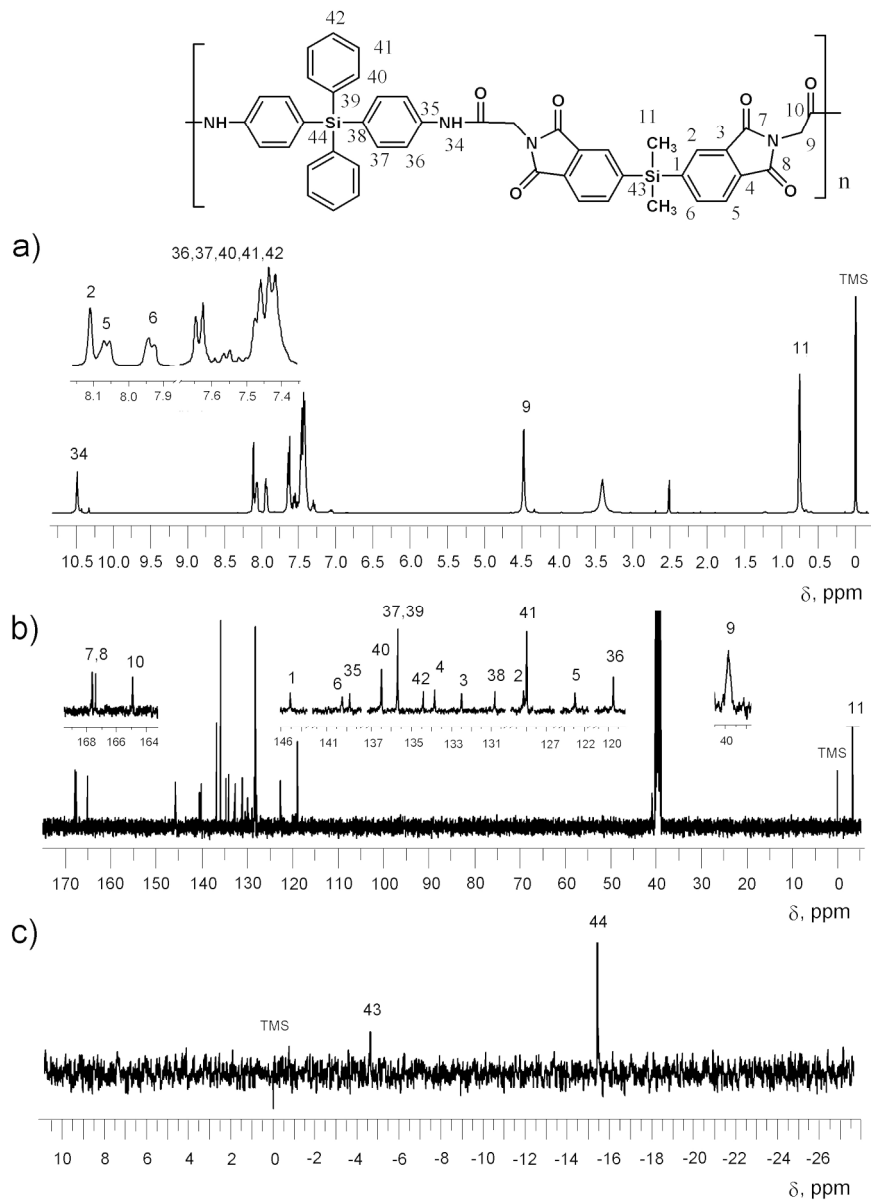
Table 3 Optical evaluation of the **PIAs**.

Series	T ₄₀₀ (%)	λ _{T=80 %} (nm)	λ _{cutoff} (nm)
PIA-I-a	86	377	328
PIA-I-b	7	681	261
PIA-I-c	50	499	331
PIA-I-d	81	395	330
PIA-I-e	84	384	329
PIA-I-f	86	382	331
PIA-I-g	81	398	352
PIA-II-a	79	407	328
PIA-II-b	92	363	328
PIA-II-c	17	520	361
PIA-II-d	87	379	329
PIA-II-e	78	403	330
PIA-F-f	50	455	339
PIA-II-g	84	394	354
PIA-III-a	58	452	333
PIA-III-b	10	534	357
PIA-III-c	43	468	344
PIA-III-d	10	490	355
PIA-III-e	1	593	398
PIA-III-f	2	564	387
PIA-III-g	3	514	378

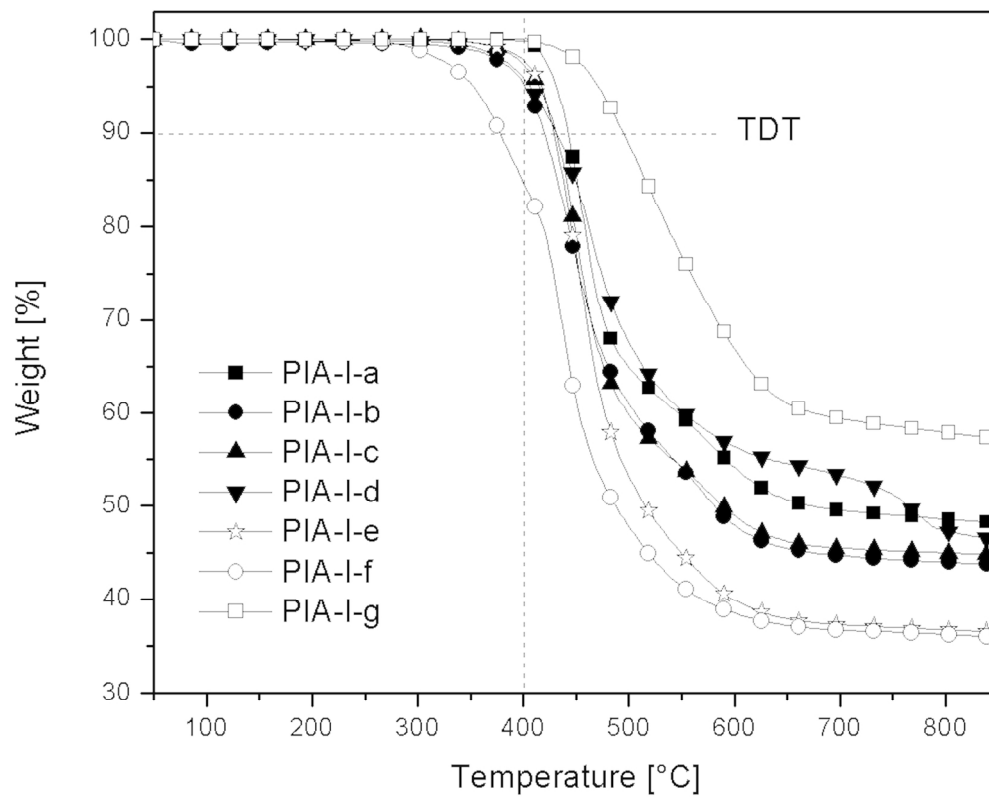
T₄₀₀: transmittance at 400 nm. λ_{T=80 %}: wavelength at 80 % of transmittance. λ_{cutoff}: cut wavelength. c = 0.5 g/dL in NMP at 25 °C.



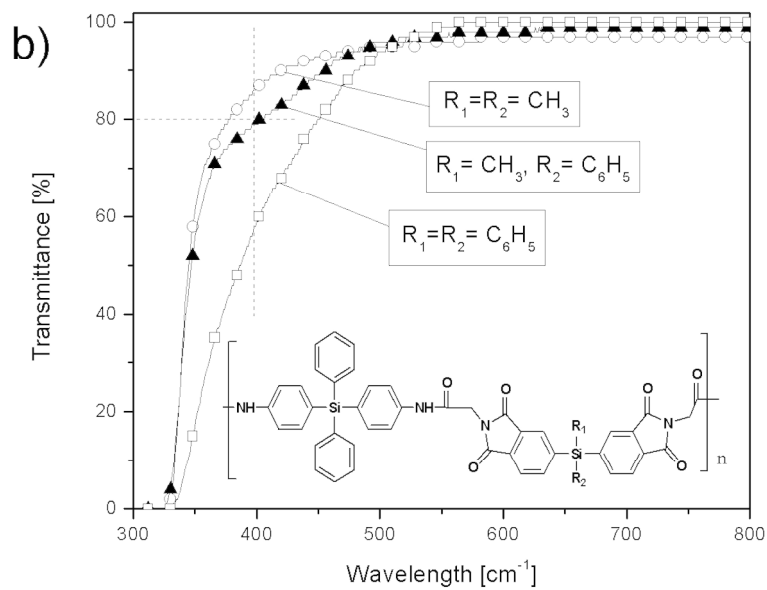
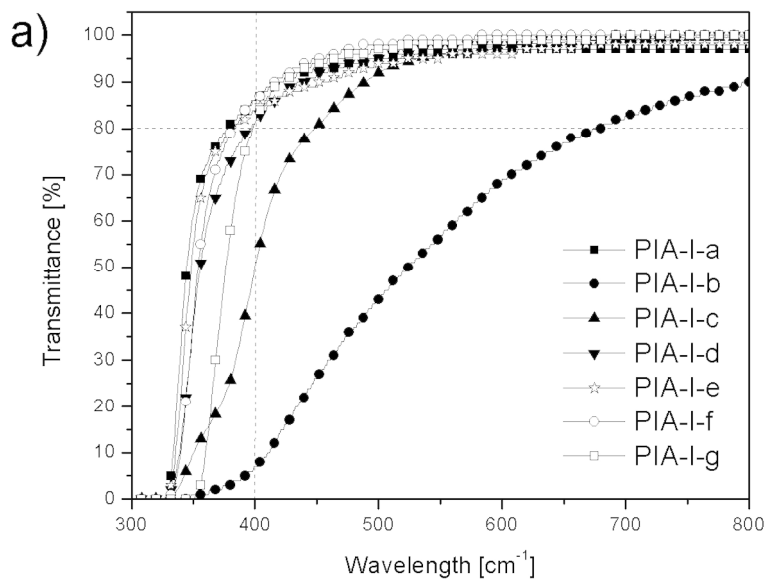
127x183mm (600 x 600 DPI)



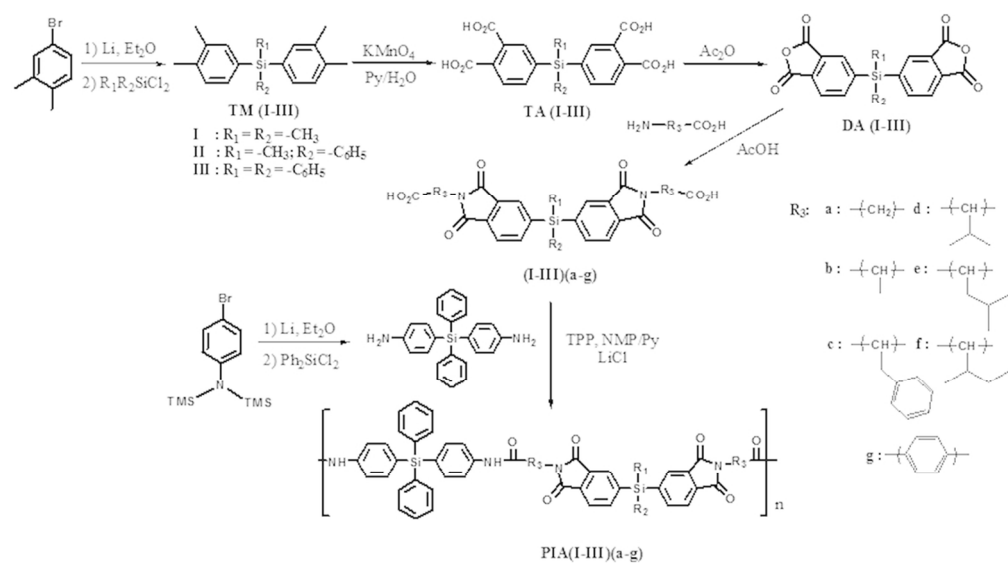
123x170mm (600 x 600 DPI)



70x55mm (600 x 600 DPI)



140x221mm (600 x 600 DPI)



49x27mm (600 x 600 DPI)