

# RSC Advances



This is an *Accepted Manuscript*, which has been through the Royal Society of Chemistry peer review process and has been accepted for publication.

*Accepted Manuscripts* are published online shortly after acceptance, before technical editing, formatting and proof reading. Using this free service, authors can make their results available to the community, in citable form, before we publish the edited article. This *Accepted Manuscript* will be replaced by the edited, formatted and paginated article as soon as this is available.

You can find more information about *Accepted Manuscripts* in the [Information for Authors](#).

Please note that technical editing may introduce minor changes to the text and/or graphics, which may alter content. The journal's standard [Terms & Conditions](#) and the [Ethical guidelines](#) still apply. In no event shall the Royal Society of Chemistry be held responsible for any errors or omissions in this *Accepted Manuscript* or any consequences arising from the use of any information it contains.

# One-pot synthesis of functionalized $\beta$ -amino sulfides/ $\beta$ -amino selenides *via* ring opening of cyclic sulfamidates

Cite this: DOI: 10.1039/x0xx00000x

Received 00th January 2012,

Accepted 00th January 2012

DOI: 10.1039/x0xx00000x

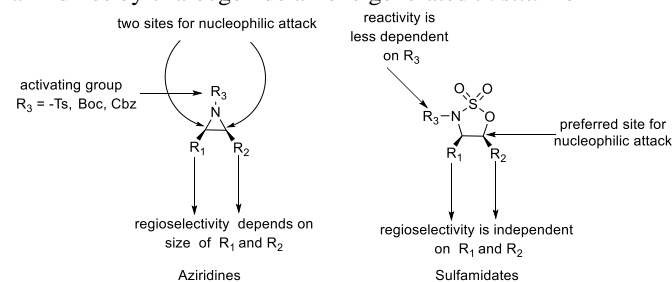
www.rsc.org/

Cheerladinne Venkateswarlu, Bandita Datta, and Srinivasan Chandrasekaran\*

**Abstract:** A number of functionalized  $\beta$ -amino and  $\gamma$ -amino sulfides and selenides have been synthesized involving a one-pot process of ring opening of cyclic sulfamidates with ‘*in situ*’ generated thiolate and selenoate species from diaryl disulfides and diphenyl diselenide using rongalite. A mild and efficient method has been developed for the synthesis of cysteines from serine.

## Introduction

Compounds containing sulfur/selenium and nitrogen have generated profound interest due to their applications in drug design,<sup>1, 2</sup> organo catalysis,<sup>3-9</sup> and medicine<sup>10-12</sup> etc. Among these compounds,  $\beta$ -amino sulfides have recently received much attention. For example, some of these compounds serve as potent inhibitors of various toxins like tetanus toxin,<sup>13</sup> and botulinum neurotoxin type B.<sup>14</sup> On the other hand, organoselenium chemistry plays a pivotal role in the synthesis of a large number of biologically active compounds and they are important in therapeutics.<sup>15</sup> Recent advances in the synthesis of organoselenium compounds have been propelled by the interesting reactivities<sup>16</sup> and their potential pharmaceutical significance.<sup>17</sup> Moreover,  $\beta$ -amino sulfides/selenides are used as excellent chiral ligands in asymmetric catalysis and hetero bidentate N,S-ligands have proved to be very effective in enantioselective palladium-catalyzed allylic substitution reactions.<sup>4-9</sup> In general the synthesis of  $\beta$ -amino sulfides/selenides has been achieved using the ring opening of aziridines,<sup>18-20</sup> and nucleophilic substitution of amino alcohols derived tosylates by thiolate/*in situ* generated selenoate anion.<sup>21, 22</sup> From our laboratory, we have earlier reported the synthesis of the  $\beta$ -amino sulfides/selenides by ring opening of aziridines by chalcogenide anions generated *in situ* from-

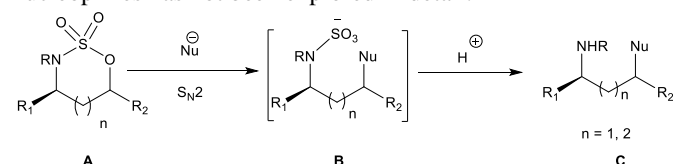


**Figure 1.** Reactivity of aziridines vs cyclic sulfamidates

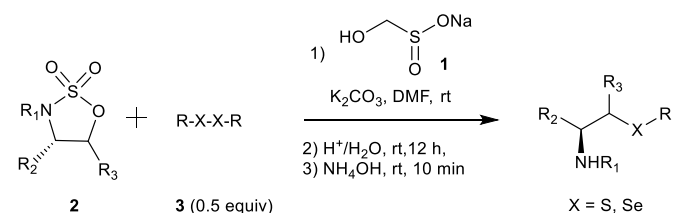
dichalcogenides mediated by rongalite (**1**, Sodium hydroxymethanesulfinate).<sup>19</sup>

However the regioselectivity of ring opening in the case of highly substituted aziridines is a serious problem. The size of substituents  $R_1$  and  $R_2$  and the nature of protecting group  $R_3$  on nitrogen atom dictate the course of the reaction (Figure 1). To overcome these problems, we decided to study the reactivity of cyclic sulfamidates with organic disulfides in the presence of rongalite **1**.

Cyclic sulfamidates are considered as synthetically versatile electrophiles that can be synthesized from readily available (and enantiomerically pure) 1,2- and 1,3-amino alcohols or 1,3-diols.<sup>23</sup> Ring opening reactions of cyclic sulfamidates **A** with nucleophiles can give *N*-sulfate intermediate **B**, which on further hydrolysis with either protic or Lewis acidic conditions results in the formation of the final product **C** (Scheme 1).<sup>24</sup> However, the ring opening of cyclic sulfamidates with sulfur nucleophiles has not been explored in detail.<sup>25</sup>



**Scheme 1.** Nucleophilic ring opening of sulfamidates



**Scheme 2:** General scheme for the synthesis of  $\beta$ -amino sulfides/selenides

We have already reported the synthesis of  $\beta$ -amino disulfides/diselenides from aziridines<sup>26</sup> and sulfamidates.<sup>27, 28</sup>

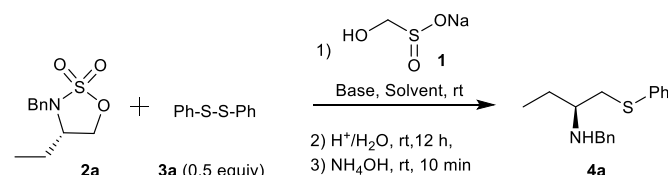
using benzyltriethylammonium tetrathiomolybdate [BnEt<sub>3</sub>N]<sub>2</sub>MoS<sub>4</sub> as a sulfur transfer reagent.

Herein, we wish to report the synthesis of β-amino sulfides/selenides *via* ring opening of cyclic sulfamidates using diaryl dichalcogenides in the presence of rongalite **1** (Scheme 2).

## Results and discussion

### Reaction of sulfamidate **2a** with diaryl disulfides **3** in the presence of rongalite **1**

Initially, the sulfamidate **2a**<sup>28</sup> derived from (*S*)-2-amino butanol **2a** was taken as a model substrate for screening (Scheme 3).



**Scheme 3.** Reaction of sulfamidate **2a** with diphenyl disulfide **3a** in the presence of **1**

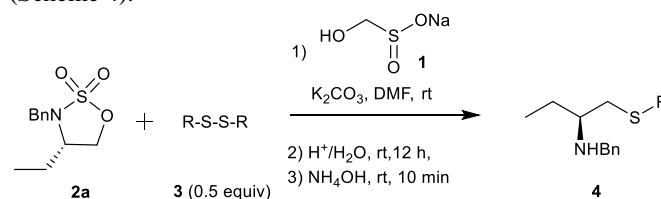
**Table 1.** Optimization of reaction conditions for the formation of **4a**.

Entry	Conditions			Yield (%) <sup>b</sup>
	Base (1.5 equiv)	Solvent	Time (h) <sup>a</sup>	
1	–	DCM	8	–
2	K <sub>2</sub> CO <sub>3</sub>	DCM	3	10
3	K <sub>2</sub> CO <sub>3</sub>	CH <sub>3</sub> CN	3	35
4	K <sub>2</sub> CO <sub>3</sub>	THF	3	52
<b>5</b>	<b>K<sub>2</sub>CO<sub>3</sub></b>	<b>DMF</b>	<b>1</b>	<b>86</b>
6	Et <sub>3</sub> N	DMF	1	78
7	CSCO <sub>3</sub>	DMF	1	82

<sup>a</sup>Time required for the reaction of sulfamidate **2a** with disulfide **3a** in the presence of rongalite **1**.

The ring opening of sulfamidate **2a** by the thiolate ion formed by the cleavage of diphenyl disulfide **3a** by rongalite **1** was studied in different solvents and bases and the results are presented in table 1. Screening revealed that the reaction gave the best yield when the reaction was performed using K<sub>2</sub>CO<sub>3</sub> as a base and DMF as the solvent (Table 1, entry 5).<sup>29</sup> It was observed that the product **4a** was not formed in the absence of a base (Table 1, entry 1). The mechanism of the reaction as proposed previously<sup>19, 30, 31</sup> involves the base promoted decomposition of rongalite to form formaldehyde and HSO<sub>2</sub><sup>-</sup>. The HSO<sub>2</sub><sup>-</sup> transfers a single electron to disulfide **3a** to form a thiolate ion *in situ* which reacts at the C-O bond of **2a** in a highly stereospecific manner (S<sub>N</sub>2). After the reaction is over, the reaction mixture is acidified, stirred overnight followed by neutralization with aqueous NH<sub>3</sub> to furnish the corresponding β-amino sulfide **4a**.

Having optimized the conditions, we next explored the scope and generality of the method with various aryl/alkyl disulfides (Scheme 4).



**Scheme 4.** Ring opening of (*S*)-2-amino butanol derived sulfamidate **2a** with various disulfides **3**

**Table 2.** Synthesis of β-amino sulfides **4** derived from sulfamidate **2a** and disulfides **3**

Entry	R-S-S-R	Time (h) <sup>a</sup>	Product	Yield (%) <sup>b</sup>
1		<b>3b</b> 0.75		<b>4b</b> 93
2		<b>3c</b> 1		<b>4c</b> 95
3		<b>3d</b> 1.5		<b>4d</b> 90
4		<b>3e</b> 1.5		<b>4e</b> 93
5		<b>3f</b> 2		<b>4f</b> 87
6		<b>3g</b> 2		<b>4g</b> 85
7		<b>3h</b> 1.5		<b>4h</b> 89
8		<b>3i</b> 1.5		<b>4i</b> 89
9		<b>3j</b> 1.5		<b>4j</b> 85
10		<b>3k</b> 1		<b>4k</b> 82
11		<b>3l</b> 1		<b>4l</b> 95
12		<b>3m</b> 6		<b>4m</b> No reaction

<sup>a</sup>Time required for the reaction of sulfamidate **2a** with disulfides **3** in the presence of rongalite **1**.

<sup>b</sup>Isolated yields after purification by column chromatography.

We have been able to synthesize the corresponding substituted and enantiopure β-amino sulfides **4** by employing the route outlined in scheme 4 and the results are summarized in table 2. Irrespective of the nature of the functional group on the phenyl ring of the disulfide, the corresponding β-amino sulfides were obtained regioselectively in good to excellent yields (Table 2, entries 1–9). Heteroaryl disulfide such as 2,2'-dipyridyl

disulfide **3k** reacted reasonably well with the sulfamidate **2a** in the presence of **1** to furnish the corresponding  $\beta$ -amino sulfide **4k** in 82% yield (Table 2, entry 10). Additionally, aliphatic disulfide like tetramethylthiuram disulfide **3l** also gave the corresponding  $\beta$ -amino sulfide **4l** in excellent yield (95%) (Table 2, entry 11). However dibenzyl disulfide **3m** failed to react under these conditions (Table 2, entry 12).

### Reaction of various sulfamidates **2** with **3a** in the presence of **1**

We further extended the methodology to various sulfamidates<sup>28</sup> (**2a–2h**) using diphenyl disulfide **3a** as the reaction partner. The results are presented in table 3.

**Table 3.** Synthesis of  $\beta$ -amino sulfides **4** from various sulfamidates **2a–h** and diphenyl disulfide **3a**

Entry	Sulfamidates	Time (h) <sup>a</sup>	Product	Yield <sup>b</sup> (%)		
1		2a	1		4a	93
2		2b	1		4n	95
3		2c	1		4o	94
4		2d	1		4p	92
5		2e	1		4q	82
6		2f	2		4r	80
7		2g	3		4s	82
8		2h	1		4t	84

<sup>a</sup>Time required for the reaction of sulfamidates **2** with disulfide **3a** in the presence of rongalite **1**.

<sup>b</sup>Isolated yields after purification by column chromatography.

The sulfamidates **2b–2e** derived from valine, leucine, phenyl alanine and serine gave the desired products **4n–4q** respectively in excellent yields (Table 2, entries 2–4). However, substituted

sulfamidates such as **2f** derived from 2-amino-2-methyl-1-propanol, and **2g** derived from (1*S*, 2*R*)-1-amino-2,3-dihydro-1*H*-indan-2-ol reacted slowly (2–3 h) with phenyl thiolate anion generated *in situ* from diphenyl disulfide **3a** and rongalite **1** to furnish the corresponding  $\beta$ -amino sulfides **4r** and **4s** in good yields (Table 2, entries 6,7). This may be due to steric effect of the groups present at the  $\alpha$  and  $\beta$  carbon atoms. Protected (Cbz) sulfamidate **2h** derived from 2-amino butanol also reacted smoothly to furnish the desired product **4t** in 84% yield (Table 2, entry 8). These results suggest that the reaction is general and it overcomes all the problems encountered in the case of aziridines in term of product formation and selectivity.

### Reaction of various sulfamidates **2** with diphenyl diselenide **3n** in the presence of **1**

**Table 4.** Synthesis of  $\beta$ -amino selenides from various sulfamidates **2a–h** and diphenyl diselenide **3n** in the presence of **1**

Entry	Sulfamidates	Time (h) <sup>a</sup>	Product	Yield <sup>b</sup> (%)		
1		2a	1		5a	90
2		2b	1		5b	92
3		2c	1		5c	91
4		2d	1		5d	89
5		2e	1		5e	80
6		2f	2		5f	79
7		2g	3		5g	81
8		2h	1		5h	83

<sup>a</sup>Time required for the reaction of sulfamidates **2** with diselenide **3n** in the presence of rongalite **1**.

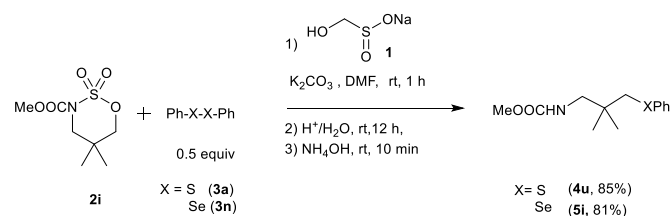
<sup>b</sup>Isolated yields after purification by column chromatography.

To extend the scope of this reaction further, we decided to study the reactivity of different cyclic sulfamidates **2** with diphenyl diselenide **3n** in the presence of **1**.

The reaction of sulfamidates **2a–2h** with diphenyl diselenide **3n** in the presence of rongalite **1** (rt, 1–3 h), resulted in the formation of the corresponding  $\beta$ -amino selenides **5a–5h** in good to excellent yields (Table 4). The sulfamidates **2a–2e** underwent facile ring opening with phenyl selenoate anion derived from diphenyl diselenide **3n** regioselectively at C-1 to give the desired products **5a–5e** respectively in excellent yields (Table 4, entries 1–5 and 8). Sterically crowded sulfamidates such as **2f**, **2g** reacted slowly (2–3 h) to give the products **5f** and **5g** respectively in good yields (Table 4, entries 6–7). The Cbz-protected sulfamidate **2h** underwent ring opening smoothly in 1 h give the corresponding  $\beta$ -amino selenide **5h** in 83% yield.

### Reaction of cyclic six membered sulfamidate **2i** with diphenyl dichalcogenides (**3a** and **3n**) in the presence of **1**

An additional utility of this method was demonstrated in the reaction of six membered cyclic sulfamidate **2i** derived from 2,2-dimethylpropane-1,3-diol (Scheme 5). When the sulfamidate **2i** was treated with diphenyl disulfide **3a** and rongalite **1**, the reaction proceeded cleanly (DMF, rt, 1 h) to give the  $\gamma$ -amino sulfide **4u** in 85% yield (Scheme 5). In a similar fashion, when the reaction of **2i** was performed with diphenyl diselenide **3n** and rongalite **1**, it underwent facile ring opening to furnish  $\gamma$ -amino selenide **5i** in 81% yield (Scheme 5). This result indicates the potential utility of this method for the synthesis of a number of substituted  $\gamma$ -amino sulfides/selenides.



**Scheme 5.** Reaction of 6-membered cyclic sulfamidate **2i** with **3a** and **3n**

### Conclusions

In this paper, we have reported an efficient, mild and general method for the synthesis of  $\beta$  and  $\gamma$ -amino sulfides/selenides *via* regioselective ring opening of cyclic sulfamidates with dichalcogenides in the presence of rongalite. The significance of the method is the use of inexpensive reagents and avoiding the use of free chalcogenols. The versatility of this reaction has been demonstrated by preparing a number of  $\beta$ -amino sulfides/selenides having different *N*-protecting groups.

### Acknowledgements

CVR thanks CSIR for a Shyama Prasad Mukherjee (SPM) Senior Research Fellowship, BD thanks the University Grants Commission (UGC), New Delhi for a Dr. D. S. Kothari Postdoctoral fellowship, and SCN thanks the Department of Science and Technology (DST) for the award of SERB Distinguished Fellow and the JNCASR, Jakkur for the Hindustan Lever Professorship.

### Notes and references

Department of Organic Chemistry, Indian Institute of Science, Bangalore-560 012.

Phone: 91-80-22932404; Fax: 91-80-23600529

Email: [scn@orgchem.iisc.ernet.in](mailto:scn@orgchem.iisc.ernet.in)

Electronic Supplementary Information (ESI) available: [Experimental procedure, Characterization data,  $^1\text{H}$  and  $^{13}\text{C}$  NMR spectra of all the new compounds]. See DOI: 10.1039/b000000x/

- K. Salat, A. Moniczewski and T. Librowski, *Mini-Rev. Med. Chem.*, 2013, **13**, 335–352.
- M. F. Hibert, M. W. Gittos, D. N. Middlemiss, A. K. Mir and J. R. Fozard, *J. Med. Chem.*, 1988, **31**, 1087–1093.
- M. Marigo, T. C. Wabnitz, D. Fielenbach and K. A. Jørgensen, *Angew. Chem. Int. Ed.*, 2005, **44**, 794–797.
- R. P. Hof, M. A. Poelert, N. C. M. W. Peper and R. M. Kellogg, *Tetrahedron: Asymmetry*, 1994, **5**, 31–34.
- J. Kang, J. W. Lee and J. I. Kim, *J. Chem. Soc., Chem. Commun.*, 1994, 2009–2010.
- M.-J. Jin, S.-J. Ahn and K.-S. Lee, *Tetrahedron Lett.*, 1996, **37**, 8767–8770.
- D. A. Evans, K. R. Campos, J. S. Tedrow, F. E. Michael and M. R. Gagné, *J. Am. Chem. Soc.*, 2000, **122**, 7905–7920.
- D. G. I. Petra, P. C. J. Kamer, A. L. Spek, H. E. Schoemaker and P. W. N. M. van Leeuwen, *J. Org. Chem.*, 2000, **65**, 3010–3017.
- M. Kossenjans, M. Soeberdt, S. Wallbaum, K. Harms, J. Martens and H. Gunter Aurich, *J. Chem. Soc., Perkin Trans. 1*, 1999, 2353–2365.
- Susan M. E. Smith, J. Min, T. Ganesh, B. Diebold, T. Kawahara, Y. Zhu, J. McCoy, A. Sun, James P. Snyder, H. Fu, Y. Du, I. Lewis and J. D. Lambeth, *Chem. Biol.*, 2012, **19**, 752–763.
- F. Erben, D. Kleebblatt, M. Sonneck, M. Hein, H. Feist, T. Fahrenwaldt, C. Fischer, A. Matin, J. Iqbal, M. Plotz, J. Eberle and P. Langer, *Org. Biomol. Chem.*, 2013, **11**, 3963–3978.
- R. J. Cremllyn, *An Introduction to Organosulfur Chemistry*, John Wiley and Sons: Chichester 1996 (ISBN: 0-471-95512-4).
- L. Martin, F. Cornille, P. Coric, B. P. Roques and M.-C. Fournié-Zaluski, *J. Med. Chem.*, 1998, **41**, 3450–3460.
- C. Anne, S. Turcaud, J. Quancard, F. Teffo, H. Meudal, M.-C. Fournié-Zaluski and B. P. Roques, *J. Med. Chem.*, 2003, **46**, 4648–4656.
- G. Mughes, W.-W. du Mont and H. Sies, *Chem. Rev.*, 2001, **101**, 2125–2180.
- J. V. Comasseto, L. W. Ling, N. Petraghani and H. A. Stefani, *Synthesis*, 1997, **1997**, 373–403.
- Y. Kumar, R. Green, K. Z. Borysko, D. S. Wise, L. L. Wotring and L. B. Townsend, *J. Med. Chem.*, 1993, **36**, 3843–3848.
- D. Tanner, *Angew. Chem. Int. Ed.*, 1994, **33**, 599–619.
- V. Ganesh and S. Chandrasekaran, *Synthesis*, 2009, 3267–3278.
- X. E. Hu, *Tetrahedron*, 2004, **60**, 2701–2743.
- G. A. Cran, C. L. Gibson and S. Handa, *Tetrahedron: Asymmetry*, 1995, **6**, 1553–1556.
- M. Tiecco, L. Testaferri, L. Bagnoli, C. Scarponi, A. Temperini, F. Marini and C. Santi, *Tetrahedron: Asymmetry*, 2007, **18**, 2758–2767.
- J. F. Bower, J. Rujirawanich and T. Gallagher, *Org. Biomol. Chem.*, 2010, **8**, 1505–1519.

24. G. F. Cooper, K. E. McCarthy and M. G. Martin, *Tetrahedron Lett.*, 1992, **33**, 5895–5896.
25. B. Aguilera and M. A. Fernández, *J. Org. Chem.*, 1998, **63**, 2719–2723.
26. D. Sureshkumar, V. Ganesh, R. S. Vidyarini and S. Chandrasekaran, *J. Org. Chem.*, 2009, **74**, 7958–7961.
27. R. B. Nasir Baig, R. N. Chandrakala, V. S. Sudhir and S. Chandrasekaran, *J. Org. Chem.*, 2010, **75**, 2910–2921.
28. R. B. Nasir Baig, C. K. Kanimozhi, V. S. Sudhir and S. Chandrasekaran, *Synlett*, 2009, 1227–1232.
29. While  $K_2CO_3$  and  $CsCO_3$  are equally effective as bases in the reaction in DMF as the solvent, poor solubility of these bases contributes to lower yields of products in DCM,  $CH_3CN$  and THF.
30. R. Y. Tang, P. Zhong and Q. L. Lin, *Synthesis*, 2007, 85.
31. W. Guo, J. Chen, D. Wu, J. Ding, F. Chen and H. Wu, *Tetrahedron*, 2009, **65**, 5240–5243.