

# RSC Advances



This is an *Accepted Manuscript*, which has been through the Royal Society of Chemistry peer review process and has been accepted for publication.

*Accepted Manuscripts* are published online shortly after acceptance, before technical editing, formatting and proof reading. Using this free service, authors can make their results available to the community, in citable form, before we publish the edited article. This *Accepted Manuscript* will be replaced by the edited, formatted and paginated article as soon as this is available.

You can find more information about *Accepted Manuscripts* in the [Information for Authors](#).

Please note that technical editing may introduce minor changes to the text and/or graphics, which may alter content. The journal's standard [Terms & Conditions](#) and the [Ethical guidelines](#) still apply. In no event shall the Royal Society of Chemistry be held responsible for any errors or omissions in this *Accepted Manuscript* or any consequences arising from the use of any information it contains.

Cite this: DOI: 10.1039/c0xx00000x

www.rsc.org/xxxxxx

ARTICLE TYPE

# Stereoselective Synthesis of (*E*)-3,3-diaryl and (*E*)-3-aryl-3-aryloxy Allylamines and Allyl alcohols from *trans*-Cinnamyl chloride and alcohol

Jones Limberger<sup>a</sup>, Thiago S. Claudino<sup>a</sup> and Adriano L. Monteiro<sup>a\*</sup>

Received (in XXX, XXX) Xth XXXXXXXXXX 20XX, Accepted Xth XXXXXXXXXX 20XX

DOI: 10.1039/b000000x

In this work we describe the regio and stereoselective synthesis of (*E*)-3,3-diaryl and (*E*)-3-aryl-3-aryloxy allylamines and allyl alcohols. The starting materials are the non-expensive commercially available cinnamyl alcohol and chloride. Bromination/dehydrobromination sequence furnished the (*E*)-3-bromo-3-phenylallyl amines and alcohol as single regioisomers and high stereoselectivity (>98%). These vinyl bromides were used as substrate in cross-coupling reactions furnishing the arylated products with good to excellent yields and total *E*-configuration retention. With this protocol, we were able to produce regio and stereospecifically trisubstituted olefins and vinyl ethers by Suzuki cross-coupling and Ullmann vinylation.

## Introduction

Regio and stereocontrol in the production of multi-substituted unsaturated compounds remains an important challenge in organic synthesis.<sup>1-4</sup> Particularly, the controlled insertion of aryl and aryloxy fragments into olefin scaffolds is an important task for the synthesis of bioactive compounds, such as *Z*-tamoxifene,<sup>2</sup> sertraline,<sup>8</sup> indatraline,<sup>8</sup> and tolterodine,<sup>9</sup> among others.<sup>10-12</sup>

1,1-Diaryl trisubstituted alkenes, specifically, are usually synthesised by mono or di Heck arylation of cinnamates,<sup>13-16</sup>  $\alpha,\beta$ -unsaturated aldehydes<sup>17</sup> and acrylonitriles.<sup>18, 19</sup> However, these methodologies contain some drawbacks. For instance, the presence of an unsaturated electron-withdrawing group conjugated to the olefin is imperative to drive the regioselectivity for the formation of the 1,1-diaryl product. In addition, and depending on the conditions, stereoisomeric mixtures are obtained. An example of lack of regio and stereoselectivity caused by the absence of conjugation at double bond is the Heck arylation of cinnamic alcohol, where mixtures of regioisomers and double bond isomerisation are obtained.<sup>20</sup> Allyl alcohols can be also obtained by hydrogenation<sup>21</sup> or transfer hydrogenation<sup>22</sup> of the corresponding  $\alpha,\beta$ -unsaturated aldehyde. Considering allylamines, to ensure regioselectivity in Heck arylation, is necessary the presence of an electron withdrawing group bounded to the nitrogen.<sup>23, 24</sup>

3-Arylated allyl amines such as abamine-SG, abamine and naftifine are bioactive compounds.<sup>23</sup> In our ongoing research, we need to obtain selective protocols for the synthesis of 3,3-diarylated allyl amines and alcohols. In this context, we wish to describe here a highly regio and stereoselective approach to the synthesis of (*E*)-3,3-diaryl allyl amines and alcohols and (*E*)-3-aryl-3-aryloxy allyl amines and alcohols. Our strategy is based on the regio and stereoselective formation of vinyl bromides **5** from commercially available and inexpensive starting materials (*trans*-

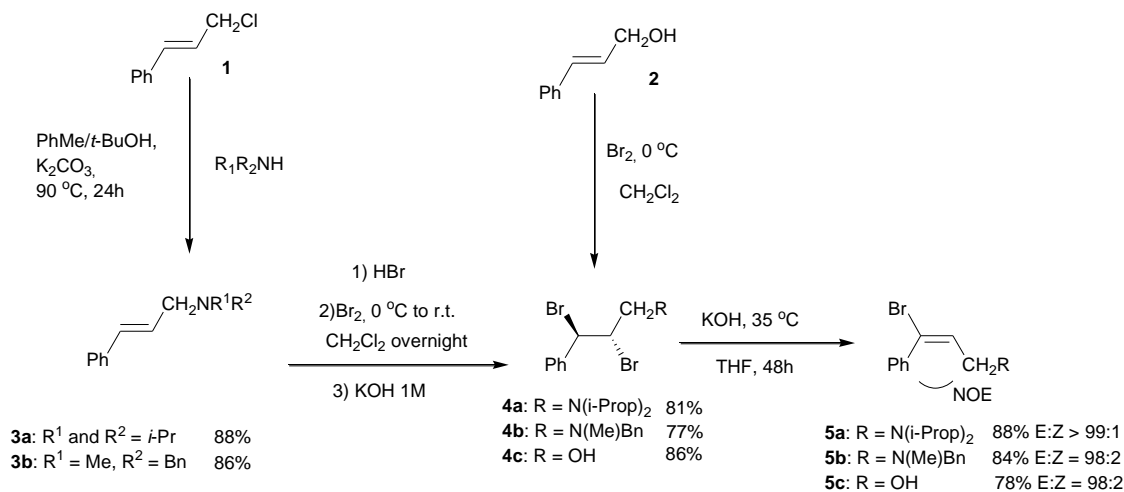
cinnamyl alcohol and *trans*-cinnamyl chloride). This strategy allowed us to synthesise the target trisubstituted-olefins via Suzuki and C-O cross-coupling reactions, in both cases as single regioisomers with *E:Z* ratios greater than 98:2.

## Results and Discussion

Initially, *trans*-cinnamyl chloride was allowed to react with diisopropylamine and *N,N*-methylbenzylamine leading to the (*E*)-*N,N*-dialkyl-3-phenylprop-2-en-1-amines **3a** and **3b** in yields of 86% and 88%, respectively (Scheme 1). The products **3a** and **3b** were then protonated and submitted to bromination in CH<sub>2</sub>Cl<sub>2</sub> at 0°C affording the antiperiplanar dibrominated products **4a** and **4b** as crystalline solids in good yields (81 and 77%, respectively). It must be mentioned that the protonation is imperative since bromination of the free amine led to a complex mixture of products. Cinnamic alcohol was also brominated in the same conditions affording the intermediate **4c** at a yield of 86%.

In order to establish the best dehydrobromination conditions, a range of solvent, base and reaction temperature combinations were tested to achieve high regio and stereoselectivity (Table 1 of Supporting Information). As a result, by using KOH, THF and 35°C, the vinyl bromides **5a** and **5b** were formed as single regioisomers in 88% and 84% yields, respectively, with stereoselectivity greater than 98%. It must be mentioned that the work-up was very simple since no column chromatography was necessary. A simple filtration and solvent evaporation furnished the desired products with high purity (>99% as judged by GC and <sup>1</sup>H-NMR). Concerning the vinyl bromide **5c** obtained from the cinnamic alcohol, the regioselectivity was slightly lower since a mixture 90:10 of regioisomers was obtained at the end of the reaction. In this case, chromatographic separation of regioisomers was necessary, and after that, vinylic compound **5c** was obtained at a yield of 78% and with a *E:Z* ratio of 98:2. The stereochemistry *E* of all vinyl bromides was ascribed through

NOE experiments. Correlations between aromatic and allylic CH<sub>2</sub> hydrogens were observed for the olefins **5a-c** (see S.I.).



Scheme 1: Regio and stereoselective synthesis of vinyl bromides **5a**, **5b** and **5c**.

In previous works, we have used the dehydrobromination of (1,2-dibromomethyl)benzene in order to obtain the  $\alpha$ -bromostyrene with regioselectivities up to 95%.<sup>25, 26</sup> Here we have used the same simple KOH-promoted dehydrobromination protocol and were delighted to see that for the dibromides **4a** and **4b**, only the  $\alpha$ -bromo regioisomers were observed and that for **4c**, a 90:10 regioisomeric ratio was obtained. It is important to mention that the dehydrobromination reaction does not require high temperatures, microwave irradiation, ionic liquid as media or metal additives.<sup>27, 28</sup> We believe that the reaction is facilitated due to an anchimeric assistance of amine or alcohol group in the transition state that removes the benzylic proton and provides the 3-phenyl-3-bromo regioisomer (Path A in Figure 1). On the other hand, in the transition state that provides the opposite regioisomer (3-phenyl-2-bromo product), this assistance is not possible (Path B); therefore, the Path A and consequently 3-phenyl-2-bromo allylamines and allyl alcohol **5** are favored. The high stereoselectivity obtained for the dehydrobromination product (E/Z =  $\geq$ 98%) is related to the strong preference for the anti-elimination process.<sup>6, 29</sup>

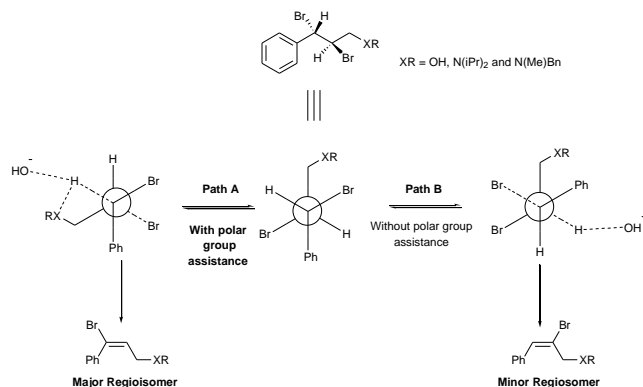
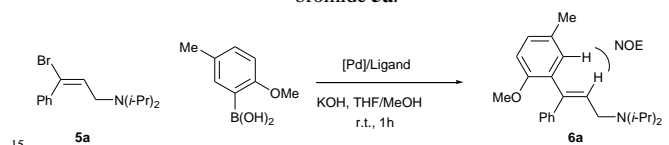


Figure 1. Transition states that provide the major regioisomer (Path A) and minor regioisomer (Path B).

With vinyl bromides **5** in hands, we evaluated the Suzuki cross-coupling, starting with the conditions already established for (*E*)-bromostilbene.<sup>6, 30</sup> The optimisation was

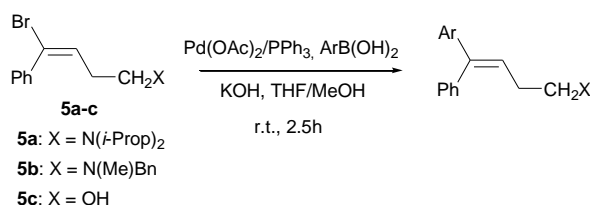
carried out at room temperature for one hour using substrate **5a** and 2-methoxy-5-methylphenylboronic acid as coupling partners (Table 1). Initially, a phosphine-free system was tested (entry 1), giving a high conversion but with a considerable amount of vinyl bromide reduction as a by-product. In a sequence, systems based on Pd(OAc)<sub>2</sub>/*P*(*o*-Tol)<sub>3</sub> and Pd(OAc)<sub>2</sub>/BINAP were applied, leading to yields of 47% and 48%, respectively. The systems that achieved the best results were those based on PPh<sub>3</sub>: 67% yield with PdCl<sub>2</sub>(PPh<sub>3</sub>)<sub>2</sub> and 73% yield with Pd(OAc)<sub>2</sub>/PPh<sub>3</sub>; these were the same conditions described by us as being the best for the coupling between (*E*)-bromostilbene and arylboronic acids.<sup>6, 30</sup> Finally, in order to obtain complete conversion, the reaction time was increased to 2.5 h, giving the product with 98% GC yield, 93% isolated yield and with complete retention of the double bond configuration. Again, the stereochemistry of the product was determined by NOE, where a correlation between the olefinic hydrogen and the aryl *ortho*-methyl hydrogen was observed (see S.I.). It must be mentioned that these conditions are very practical and convenient since triphenylphosphine is a cheap phosphine and only 0.5 mol% of Pd(OAc)<sub>2</sub> is necessary for the complete conversion at room temperature.

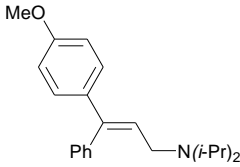
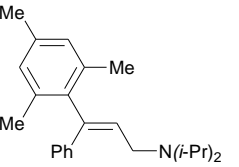
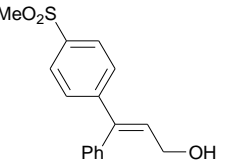
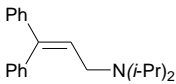
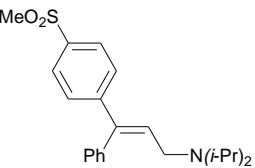
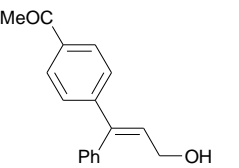
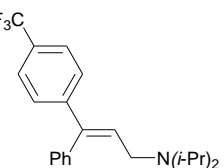
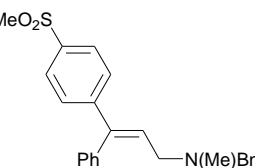
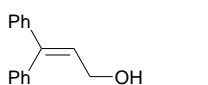
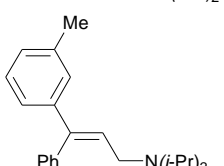
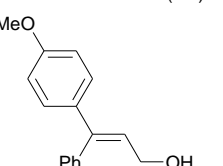
After determination of the best Suzuki coupling conditions, the scope of the reaction was tested. In this way, the reaction was performed with **5a**, **5b** and **5c** and a plethora of arylboronic acids (Table 2). Good to excellent results were observed, considering that yields ranging from 71 to 94% were attained with the products being obtained with complete (*E*)-stereochemistry retention. The best yields were observed with the electron-rich 4-methoxyphenylboronic acid (entries 1 and 9). Moreover, the reaction proceeds very well with both deactivated (entry 3) and steric demanding arylboronic acids (entry 5); however, in these cases a larger excess of arylboronic acid is needed to afford the complete conversion of vinyl bromide.

Table 1: Condition optimisation for Suzuki cross-coupling of vinyl bromide **5a**.<sup>a</sup>


Entry	Catalyst	Conv. (%)	Yield <sup>b</sup> (%)	Reduction (%)
1	Pd(OAc) <sub>2</sub>	70	42	28
2	Pd(OAc) <sub>2</sub> /P( <i>o</i> -Tol) <sub>3</sub>	62	47	10
3	Pd(OAc) <sub>2</sub> /BINAP	53	48	3
4	PdCl <sub>2</sub> (PPh <sub>3</sub> ) <sub>2</sub>	70	67	3
5	Pd(OAc) <sub>2</sub> /PPh <sub>3</sub>	75	73	2
6 <sup>c</sup>	Pd(OAc) <sub>2</sub> /PPh <sub>3</sub>	100	98 (93)	2

a) Reaction Conditions: **5a** (0.5 mmol), arylboronic acid (0.6 mmol), KOH (1.0 mmol), THF (4 mL), [Pd] (0.5 mol %), phosphine (1 mol %), 25°C, 1 h. Internal standard: tetradecane. By-products detected: vinyl bromide reduction and arylboronic acid homocoupling. For isolated yield a 2.0 mmol scale were used. b) GC yields c) 2.5h.

Table 2: Stereoselective synthesis of 3,3-diaryl allylamines and allyl alcohols via Suzuki cross-coupling of **5a-c**.<sup>a</sup>

Entry	Product	Yield <sup>b</sup> (%)	Entry	Product	Yield <sup>b</sup> (%)	Entry	Product	Yield <sup>b</sup> (%)
1		<b>7a</b> 94	5 <sup>c</sup>		<b>11a</b> 84	9 <sup>c</sup>		<b>7c</b> 77
2		<b>8a</b> 81	6 <sup>c</sup>		<b>12a</b> 71	10		<b>8c</b> 86
3 <sup>c</sup>		<b>9a</b> 83	7 <sup>c</sup>		<b>6b</b> 74	11		<b>9c</b> 82
4		<b>10a</b> 92	8		<b>6c</b> 93			

a) Reaction Conditions: **5** (2.0 mmol), arylboronic acid (2.4 mmol), KOH (4.0 mmol), THF (16 mL), Pd(OAc)<sub>2</sub> (0.5 mol %), PPh<sub>3</sub> (1 mol %), 25°C, 2.5 h.  
 b) Isolated yields. c) 3 mmol of arylboronic acid was necessary to achieve complete vinyl bromide conversion.

25 Beside Suzuki cross-coupling, the Ullmann reaction of phenols was also applied to the vinyl bromides **5b** and **5c** in order to obtain novel (*E*)-trisubstituted vinyl-ethers regio and stereospecifically. We applied the same conditions as described for Ullmann reaction of (*E*)-bromostilbene with phenols and

30 azole<sup>31</sup> and the results obtained are described in Table 3. Initially, the reaction was performed with the electron rich 4-methoxyphenol and the substrate **5b**; thus, the product **8b** was obtained with 86% yield (Entry 1). After this, we tested the C-O coupling with a high steric demanding *o*-cresol and the result was

not affected, since the same yield was observed (Entry 2). Lower yields are usually obtained for the Ullmann coupling of aryl or vinyl halides with phenols containing electron-withdrawing groups.<sup>32, 33</sup> Indeed, when the reaction was performed with the less nucleophilic 4'-hydroxyacetophenone, an important decrease in yield was observed for both substrates **5b** and **5c**. It is important to mention that similarly to Suzuki coupling, the products were obtained with total *E*-configuration retention.

Table 3: Stereospecific Synthesis of trisubstituted vinyl-ethers by Ullmann Coupling of **5b** and **5c** with substituted phenols.

Entry	R <sup>1</sup>	Product	Yield (%)
1	4-OMe		<b>8b</b> 86
2	2-Me		<b>9b</b> 86
3	4-COMe		<b>10b</b> 43
4	4-COMe		<b>10c</b> 51
5	4-OMe		<b>11c</b> 74

Reaction Conditions: **5** (2.0 mmol), phenol (3.0 mmol), K<sub>3</sub>PO<sub>4</sub> (4.0 mmol), CuI (10 mol%), phenanthroline (10 mol%), dioxane (8 mL).

## Conclusions

In summary, we described herein the regio and stereoselective synthesis of vinyl bromides derived from cinnamic alcohol and cinnamic amines. These bromides were used as the substrate for Suzuki cross-coupling and Ullmann vinylation, furnishing coupling products with good to excellent yields and total *E*-configuration retention. This strategy represents an innovative method for the stereo-controlled synthesis of (*E*)-3,3-diaryl allylamines and allyl alcohols since no double bond conjugation is needed in the substrate to attain high regioselectivity. Moreover, by using this approach, it is also possible to access novel vinyl ethers with complete regio and stereocontrol.

## Experimental

### General Information

Allylic substitution, bromination and dehydrobromination reactions were performed in air atmosphere, using solvents and reagents as received. The catalytic Suzuki cross-couplings and copper-catalyzed Ullmann vinylation were performed under argon atmosphere. For these reactions THF and dioxane were distilled over Na/benzophenone and the MeOH was degassed before the use. NMR spectra were recorded on a Varian XL300 spectrometer and in a Bruker Avance 400 MHz. IR spectra were recorded on a Shimadzu FTIR-8300 spectrometer. Mass spectra were obtained on a GC/MS Shimadzu QP-5050 (EI, 70 eV). Gas chromatography analyses were performed on a Shimadzu equipment equipped with a 30 meter DB-5 column and FID detector. ESI-(+) HRMS analyses were performed on a Q-ToF (Micromass) mass spectrometer.

### Synthesis of the amines **3a** and **3b**

A mixture of 10 g (66.0 mmol) of cinamyl chloride, 262 mmol of diisopropylamine (or *N,N*-benzylmethylamine) 36.2 g (262 mmol) of K<sub>2</sub>CO<sub>3</sub>, 120 mL of toluene and 120 mL of tert-butanol were stirred for 24h at 90 °C. The cinamyl chloride consumption was monitored by GC. After, the reaction was filtered and the solvent was removed. The product was dissolved in Et<sub>2</sub>O and extracted with HCl 1.0 M. The aqueous phase was neutralized with NaOH 1.0 M, extracted with Et<sub>2</sub>O, washed with brine and dried over MgSO<sub>4</sub>. The solvent was removed to give the corresponding (*E*)-*N,N*-dialkyl-3-phenylprop-2-en-1-amine as yellow oils.

**(*E*)-*N,N*-diisopropyl-3-phenylprop-2-en-1-amine (**3a**):** yellow oil, yield: 88%. IR (neat):  $\nu$  3025, 2962, 2930, 1600, 1448, 1380, 1170, 963, 689 cm<sup>-1</sup>. MS (IE 70 eV): *m/z* (relat. int.): 217 (18, M<sup>+</sup>), 202 (56), 174 (5), 144 (6), 126 (11), 117 (100), 115 (81), 91 (60), 77 (19). <sup>1</sup>H-NMR (300 MHz, CDCl<sub>3</sub>)  $\delta$  ppm 0.95 (d, *J* = 6.6 Hz, 12 H), 3.00 (hept, *J* = 6.6 Hz, 2 H), 3.18 (dd, *J* = 4.6 Hz, 1.5 Hz, 2H), 6.15 (m, 1H), 6.48 (d, *J* = 15.8 Hz, 1H), 7.06-7.32 (m, 5 H). <sup>13</sup>C-NMR (75 MHz, CDCl<sub>3</sub>)  $\delta$  ppm 21.4; 48.3; 48.9; 126.8; 127.6; 129.1; 130.6; 132.4; 138.2. HRMS: *m/z* calcd for C<sub>15</sub>H<sub>24</sub>N (M + H<sup>+</sup>): 218.1909; found: 218.1899.

**(*E*)-*N*-benzyl-*N*-methyl-3-phenylprop-2-en-1-amine (**3b**):** yellow oil, yield: 86%. IR (atr)  $\nu$  3059, 3026, 2784, 1599, 1494, 1451, 1364, 1022, 967, 736 cm<sup>-1</sup>. MS (IE 70 eV): *m/z* (relat. int.): 237 (14), 236 (10), 167 (4), 146 (100), 134 (7), 117 (41), 91 (77). <sup>1</sup>H-NMR (300 MHz, CDCl<sub>3</sub>)  $\delta$  ppm 2.0 (s, 3H), 3.25 (d, *J* = 6.5 Hz, 2H) 3.67 (s, 2H), 6.37 (m, 1H), 6.60 (d, *J* = 15.9 Hz, 1H), 7.20-7.56 (m, 10H). <sup>13</sup>C-NMR (75 MHz, CDCl<sub>3</sub>)  $\delta$  ppm 42.2; 59.8; 61.8; 126.2; 126.9; 127.3; 127.5; 128.2; 128.5; 129.0; 132.5; 137.0; 138.9. HRMS: *m/z* calcd for C<sub>17</sub>H<sub>20</sub>N (M + H<sup>+</sup>): 238.1596; found: 238.1588.

### Bromination of **3a** and **3b**

A mixture of HBr 1.0 M (50 mL) and 50 mmol of **3** was stirred for 10 min. After, the water was evaporated; the product was dissolved in 50 mL of CH<sub>2</sub>Cl<sub>2</sub>, dried over MgSO<sub>4</sub> and filtered. Then, a solution of Br<sub>2</sub> (3.1 mL, 60 mmol) in CH<sub>2</sub>Cl<sub>2</sub> (30 mL) was added dropwise at 0°C during 30 min and allowed to attain room temperature. The reaction mixture was stirred overnight in



the dark. After, the bromine color of the mixture was removed by addition an excess of aq NaHSO<sub>3</sub> 10% and the pH was raised to 9 by addition of KOH 10%. The organic layer was then dried (MgSO<sub>4</sub>) and the solvent was evaporated to give the crude products. The products were crystallized in ethanol to give the

**2,3-dibromo-*N,N*-diisopropyl-3-phenylpropan-1-amine (4a):** White solid, Yield: 81%, IR (atr)  $\nu$  3031, 2972, 2956, 2926, 1494, 1454, 1390, 1209, 1133, 921, 765 cm<sup>-1</sup>. <sup>1</sup>H-NMR (300 MHz, CDCl<sub>3</sub>)  $\delta$  ppm 0.99 (dd, *J* = 14.9; 6.6 Hz, 12H), 2.79 (dd, *J* = 14.9; 9.0 Hz, 1H), 3.04 (hept, *J* = 6.6 Hz, 2H), 3.41 (dd, *J* = 14.9; 3.4 Hz, 1H), 4.47 (dt, *J* = 9.0; 3.4 Hz, 1H), 5.10 (d, *J* = 9.0 Hz, 1H), 7.20-7.41 (m, 5H). <sup>13</sup>C-NMR (75 MHz, CDCl<sub>3</sub>)  $\delta$  ppm 20.5; 48.7; 52.6; 55.5; 59.9; 128.1; 128.4; 128.6; 140.0. HRMS: *m/z* calcd for C<sub>15</sub>H<sub>24</sub>Br<sub>2</sub>N (M + H<sup>+</sup>): 376.0275; found: 376.0281.

***N*-benzyl-2,3-dibromo-*N*-methyl-3-phenylpropan-1-amine (4b):** White crystals, Yield: 77%. IR (atr)  $\nu$  2959, 2927, 1495, 1456, 1213, 1135, 691 cm<sup>-1</sup>. <sup>1</sup>H-NMR (300 MHz, CDCl<sub>3</sub>)  $\delta$  ppm 2.37 (s, 3H), 3.03 (dd, *J* = 13.9, 7.3 Hz, 1H), 3.20 (dd, *J* = 13.9, 4.8 Hz, 1H), 3.70 (m, AB system, 2H), 4.67 (ddd, *J* = 8.5, 7.3, 4.8 Hz, 1H) 5.35 (d, *J* = 8.5 Hz, 1H) 7.25 – 7.51 (m, 12H). <sup>13</sup>C-NMR (75 MHz, CDCl<sub>3</sub>)  $\delta$  ppm 42.7; 54.4; 56.7; 62.6; 62.7; 127.2; 128.2; 128.3; 129.0; 138.4; 139.1. HRMS: *m/z* calcd for C<sub>17</sub>H<sub>20</sub>Br<sub>2</sub>N (M + H<sup>+</sup>): 397.9942; found: 397.9969.

### 2,3-dibromo-3-phenylpropan-1-ol(4c)

A solution of cinnamic alcohol (30 mmol) in 100 mL of CH<sub>2</sub>Cl<sub>2</sub> was cooled to 0°C in ice bath and kept in the dark. To this solution a mixture of 1.9 mL (36 mmol) of Br<sub>2</sub> in 30 mL of CH<sub>2</sub>Cl<sub>2</sub> was added dropwise during 30 min. After, the reaction was allowed to attain room temperature and the mixture was stirred during 16h. After, a solution of NaHSO<sub>3</sub> 10% was added and the organic layer was separated, washed with brine, dried over MgSO<sub>4</sub>, filtered and the CH<sub>2</sub>Cl<sub>2</sub> was evaporated to give the crude product as a yellow solid. The product was recrystallized from a hot solution of hexane/toluene 1:1 furnishing white crystals. The crystals were then washed with cold hexane and dried under vacuum.

**2,3-dibromo-3-phenylpropan-1-ol (4c)<sup>34</sup>:** White crystals, Yield: 86%, IR (atr)  $\nu$  3360, 3028, 2925, 2870, 1493, 1452, 1231, 1135, 1051, 762, 692, 624, 578 cm<sup>-1</sup>. MS (EI 70 eV): *m/z* (relat. Int.): 295 (2), 293 (4), 291 (2), 215 (68), 213 (82), 185 (99), 183 (100), 133 (57), 105 (91), 91 (87). <sup>1</sup>H-NMR (300 MHz, CDCl<sub>3</sub>)  $\delta$  ppm 2.17 (t, *J* = 6.74, 1H), 4.21-4.36 (m, 2H), 4.70 (ddd, *J* = 11.1, 4.3, 2.7 Hz, 1H), 5.27 (d, *J* = 11.1 Hz, 1H), 7.18-7.56 (m, 5H). <sup>13</sup>C-NMR (75 MHz, CDCl<sub>3</sub>)  $\delta$  ppm 52.2; 59.3; 65.8; 127.8; 128.7; 128.9; 139.8.

### Dehydrobromination reactions of 4a-4c

A mixture of dibrominated product **4** (5.0 mmol), KOH (10.0 mmol) and THF (25 mL) was stirred at 35 °C for 48 h. The mixture was then filtered and the THF was evaporated. For the substrates **4a** and **4b** the mixture was dissolved in hexane, in order to precipitate inorganic salts and filtered again. Finally, the hexane was evaporated to give the corresponding (*E*)-3-bromo-*N,N*-dialkyl-3-phenylprop-2-en-1-amines **5a** and **5b** as pale yellow oils. It is important to mention that single regioisomers and almost single diastereoisomer (*E*:*Z* ≥ 98%) were obtained. For **4c**,

after the end of the reaction, the mixture was filtered, the THF was evaporated and the crude product **5c** was analysed by NMR. It was observed a regioisomeric mixture of 9:1. The regioisomers were then separated by column chromatography in silica, with a hexane/ethyl acetate eluent. The (*E*)-configuration of the products **5a-c** were determined by 1D- and 2D-NOESY experiments (See S.I.).

### (*E*)-3-bromo-*N,N*-diisopropyl-3-phenylprop-2-en-1-amine

**(5a):** pale yellow oil, yield: 88%. IR (atr)  $\nu$  3053, 2964, 2929, 1460, 1363, 1178, 844, 759, 696 cm<sup>-1</sup>. MS (EI 70 eV): *m/z* (int. relat.): 297 (4, M+2), 295 (4, M+), 282 (24), 280 (25), 197 (36), 195 (40), 144 (6), 115 (100), 102 (21), 70 (20), 56 (40). <sup>1</sup>H-NMR (300 MHz, CDCl<sub>3</sub>)  $\delta$  ppm 0.93 (d, 12 H, *J* = 6.5 Hz), 3.00 (hept, 2 H, *J* = 6.5 Hz), 3.08 (d, 2H, *J* = 6.7 Hz), 6.29 (t, 1H, *J* = 6.7 Hz), 7.25-7.38 (m, 5 H). <sup>13</sup>C-NMR (75 MHz, CDCl<sub>3</sub>)  $\delta$  ppm 20.6; 44.8; 48.6; 119.9; 128.1; 128.4; 128.9; 135.9; 138.6. HRMS: *m/z* calcd for C<sub>15</sub>H<sub>23</sub>BrN (M + H<sup>+</sup>): 296.1014; found: 296.1008.

### (*E*)-*N*-benzyl-3-bromo-*N*-methyl-3-phenylprop-2-en-1-amine

**(5b):** pale yellow oil, yield: 84%. IR (atr)  $\nu$  3058, 3028, 2941, 2788, 1632, 1452, 1025, 699 cm<sup>-1</sup>. MS (EI 70 eV): *m/z* (relat. int.): 317 (3), 315 (3), 236 (28), 226 (17), 224 (18), 134 (60), 115 (33), 91 (100). <sup>1</sup>H-NMR (300 MHz, CDCl<sub>3</sub>)  $\delta$  ppm 2.08 (s, 3H), 3.09 (d, *J* = 7.3 Hz, 2H), 3.36 (s, 2H), 3.68 (s, 3H), 5.18 (t, *J* = 7.3 Hz, 1H), 6.74 (d, *J* = 9.0 Hz, 2H), 6.89 (d, *J* = 9.0 Hz, 2H), 7.15-7.32 (m, 8H), 7.43 (d, *J* = 9.0 Hz, 2H). <sup>13</sup>C-NMR (100 MHz, CDCl<sub>3</sub>)  $\delta$  41.9; 56.2; 61.4; 123.0; 127.1; 128.1; 128.2; 128.6; 128.9; 128.9; 131.6; 138.3; 138.4. HRMS: *m/z* calcd for C<sub>17</sub>H<sub>19</sub>BrN (M + H<sup>+</sup>): 316.0701; found: 316.0702.

**(*E*)-3-bromo-3-phenylprop-2-en-1-ol (5c):** Colorless oil, Yield: 78%. MS (EI 70 eV): *m/z* (relat. Int.): 214 (7), 212 (8), 133 (55), 115 (54), 105 (100), 103 (85), 89 (25), 77 (51), 63 (48), 51 (80). <sup>1</sup>H-NMR (400 MHz, CDCl<sub>3</sub>)  $\delta$  ppm 1.71 (s, 1H), 4.07 (d, *J* = 7.2 Hz, 2H), 6.42 (t, *J* = 7.2 Hz, 1H), 7.33-7.40 (m, 5H) <sup>13</sup>C-NMR (100 MHz, CDCl<sub>3</sub>)  $\delta$  ppm 60.6; 124.7; 128.2; 128.8; 129.0; 132.5; 137.7. HRMS: *m/z* calcd for C<sub>9</sub>H<sub>9</sub>BrO: 211.9837; found: 211.9850.

### Suzuki Coupling of 5a-c with Arylboronic Acids

An oven-dried resealable Schlenk flask charged with **5** (2 mmol) was evacuated and back-filled with argon. Then, Pd(OAc)<sub>2</sub> (2.2 mg, 0.01 mmol), PPh<sub>3</sub> (5.2 mg, 0.02 mmol), arylboronic acid (2.4 mmol), KOH (224 mg, 4 mmol), MeOH (8 mL), and THF (8 mL) were added. The reaction mixture was stirred at room temperature for 2.5 h. After, the solution was then taken up in Et<sub>2</sub>O (30 mL) and the Et<sub>2</sub>O layer was washed with aq 1.0 M NaOH (10 mL) and brine (2 × 5 mL). The organic layer was dried (MgSO<sub>4</sub>), filtered, concentrated under reduced pressure. The crude material was purified by column chromatography on silica gel using Hexane/Ethyl acetate as eluent. The *E*-configuration of the products was assigned by 2D-NOESY of selected compounds.

**(*E*)-*N,N*-diisopropyl-3-(2-methoxy-5-methylphenyl)-3-phenylprop-2-en-1-amine (6a):** yellow oil, Yield: 93%. MS (IE 70 eV): *m/z* (relat. Int.): 337 (11, M<sup>+</sup>), 237 (70), 221 (20), 178 (32), 165 (24), 126 (100), 115 (51), 91 (68). <sup>1</sup>H-NMR (300 MHz, CDCl<sub>3</sub>)  $\delta$  ppm 0.90 (d, *J* = 6.5 Hz, 12H), 2.20 (s, 3H), 3.00 (hept, *J* = 6.5 Hz, 2H), 3.22 (d, *J* = 6.4 Hz, 2H), 3.43 (s, 3H), 5.84 (t, *J* = 6.4 Hz, 1H), 6.64 (d, *J* = 8.9 Hz, 1H), 6.94 (d, *J* = 8.9 Hz, 1H)

- 6.95 (s, 1H), 7.05-7.24 (m, 5H).  $^{13}\text{C}$ -NMR (75 MHz,  $\text{CDCl}_3$ )  $\delta$  ppm 20.7; 20.9; 43.9; 49.3; 55.8; 115.5; 126.1; 127.1; 128.3; 128.7; 129.3; 131.1; 132.8; 138.4; 140.5; 154.6. HRMS:  $m/z$  calcd for  $\text{C}_{23}\text{H}_{32}\text{NO}$  ( $\text{M} + \text{H}^+$ ): 338.2484; found: 338.2474.
- 5 **(E)-N,N-diisopropyl-3-(4-methoxyphenyl)-3-phenylprop-2-en-1-amine (7a)**: Yellow oil, Yield: 94%. IR (atr)  $\nu$  3056, 2970, 2919, 1491, 1379, 1022, 860, 768, 696  $\text{cm}^{-1}$ .  $^1\text{H}$ -NMR (300 MHz,  $\text{CDCl}_3$ )  $\delta$  ppm 0.87 (d,  $J = 6.6$  Hz, 12H), 2.97 (hep,  $J = 6.6$  Hz, 2H), 3.07 (d,  $J = 6.5$  Hz, 2H), 3.67 (s, 3H), 6.01 (t,  $J = 6.5$  Hz, 10H), 6.70 (d,  $J = 8.9$  Hz, 2H), 7.03-7.11 (m, 4H), 7.19-7.30 (m, 3H).  $^{13}\text{C}$ -NMR (75 MHz,  $\text{CDCl}_3$ )  $\delta$  ppm 20.7; 44.2; 48.7; 55.1; 113.3; 126.9; 127.9; 128.2; 129.7; 135.0; 140.0; 140.4; 158.6. HRMS:  $m/z$  calcd for  $\text{C}_{22}\text{H}_{30}\text{NO}$  ( $\text{M} + \text{H}^+$ ): 324.2327; found: 324.2338.
- 15 **N,N-diisopropyl-3,3-diphenylprop-2-en-1-amine (8a)**: Yellow oil, Yield: 81%. IR (atr)  $\nu$  3058, 2965, 2830, 1662, 1592, 1345, 1125, 768, 699  $\text{cm}^{-1}$ . MS (EI 70 eV):  $m/z$  (relat. Int.): 293 (9), 278 (13), 250 (5), 193 (100), 178 (23), 165 (11), 126 (50), 115 (5), 91 (23).  $^1\text{H}$ -NMR (300 MHz,  $\text{CDCl}_3$ )  $\delta$  ppm 0.88 (d,  $J = 6.6$  Hz, 12H), 2.97 (hep,  $J = 6.6$  Hz, 2H), 3.09 (d,  $J = 6.4$  Hz, 2H), 6.10 (t,  $J = 6.4$  Hz, 1H), 6.98-7.46 (m, 10H).  $^{13}\text{C}$ -NMR (75 MHz,  $\text{CDCl}_3$ )  $\delta$  ppm 20.7; 44.2; 48.6; 126.8; 127.1; 127.9; 129.7; 129.9; 131.6; 131.8; 139.9; 140.7; 142.4. HRMS:  $m/z$  calcd for  $\text{C}_{21}\text{H}_{28}\text{N}$  ( $\text{M} + \text{H}^+$ ): 294.2222; found: 294.2212.
- 25 **(E)-3-(4-(trifluoromethyl)phenyl)-N,N-diisopropyl-3-phenylprop-2-en-1-amine (9a)**: Yellow oil, Yield: 83%. IR (atr)  $\nu$  3057, 3027, 2969, 1668, 1616, 1325, 1167, 1125, 1067, 840, 701  $\text{cm}^{-1}$ . MS (EI 70 eV):  $m/z$  (relat. Int.): 361 (9), 346 (24), 318 (4), 261 (100), 246 (8), 183 (29), 126 (30), 115 (27), 91 (13). 361 (9), 346 (24), 318 (4), 261 (100), 246 (8), 183 (29), 126 (30), 115 (27), 91 (13).  $^1\text{H}$ -NMR (300 MHz,  $\text{CDCl}_3$ )  $\delta$  ppm 0.95 (d,  $J = 6.5$  Hz, 12H), 3.03 (hep,  $J = 6.5$  Hz, 2H), 3.17 (d,  $J = 6.3$  Hz, 2H), 6.24 (t,  $J = 6.3$  Hz, 1H), 7.14 (d,  $J = 8.0$  Hz, 2H), 7.29-7.46 (m, 5H), 7.50 (d,  $J = 8.0$  Hz, 2H).  $^{13}\text{C}$ -NMR (75 MHz,  $\text{CDCl}_3$ )  $\delta$  ppm 20.7; 44.4; 48.9; 118.9; 122.4; 124.9; 124.9; 125.0; 125.1; 126.0; 127.4; 128.3; 128.9; 129.7; 139.0; 139.7; 145.9. HRMS:  $m/z$  calcd for  $\text{C}_{22}\text{H}_{27}\text{F}_3\text{N}$  ( $\text{M} + \text{H}^+$ ): 362.4583; found: 362.4593.
- (E)-N,N-diisopropyl-3-phenyl-3-*m*-toluylprop-2-en-1-amine (10a)**: Yellow oil, Yield: 92%. IR (atr)  $\nu$  3021, 2966, 2924, 1665, 1599, 1318, 1175, 785, 701  $\text{cm}^{-1}$ . MS (EI 70 eV):  $m/z$  (relat. Int.): 307 (12), 306 (5), 292 (10), 264 (6), 207 (100), 196 (14), 165 (8), 129 (37), 126 (64), 115 (53), 91 (14).  $^1\text{H}$ -NMR (300 MHz,  $\text{CDCl}_3$ )  $\delta$  ppm 0.88 (d,  $J = 6.6$  Hz, 12H), 2.23 (s, 3H), 2.97 (hep,  $J = 6.6$  Hz, 2H), 3.07 (d,  $J = 6.4$  Hz, 2H), 6.07 (t,  $J = 6.4$  Hz, 1H), 6.91-7.12 (m, 5H), 7.17-7.34 (m, 4H).  $^{13}\text{C}$ -NMR (75 MHz,  $\text{CDCl}_3$ )  $\delta$  ppm 20.6; 21.3; 44.2; 48.6; 124.4; 126.8; 127.5; 127.7; 127.8; 129.7; 131.4; 137.4; 140.0; 140.8; 142.4. HRMS:  $m/z$  calcd for  $\text{C}_{22}\text{H}_{30}\text{N}$  ( $\text{M} + \text{H}^+$ ): 308.2378; found: 308.2366.
- (E)-N,N-diisopropyl-3-mesityl-3-phenylprop-2-en-1-amine (11a)**: White solid, mp: 80 °C. Yield: 84%. IR (atr)  $\nu$  2970, 1611, 1491, 1379, 1287, 1201, 1180, 1023, 696  $\text{cm}^{-1}$ . MS (EI 70 eV):  $m/z$  (relat. Int.): 335 (26), 334 (16), 292 (6), 235 (100), 220 (12), 205 (10), 157 (21), 129 (13), 115 (41), 91 (27).  $^1\text{H}$ -NMR (300 MHz,  $\text{CDCl}_3$ )  $\delta$  ppm 0.97 (d,  $J = 6.5$  Hz, 12H), 2.17 (s, 6H), 2.28 (s, 3H), 3.05 (hep,  $J = 6.5$  Hz, 2H), 3.44 (d,  $J = 6.3$  Hz, 2H), 5.61 (t,  $J = 6.3$  Hz, 1H), 6.86 (s, 2H), 7.14-7.31 (m, 5H).  $^{13}\text{C}$ -NMR (75 MHz,  $\text{CDCl}_3$ )  $\delta$  ppm 20.6; 20.8; 21.0; 43.8; 48.5; 126.5; 127.7; 128.2; 129.1; 134.1; 136.0; 136.2; 138.5; 139.3; 140.6. HRMS:  $m/z$  calcd for  $\text{C}_{24}\text{H}_{34}\text{N}$  ( $\text{M} + \text{H}^+$ ): 336.2691; found: 336.2678.
- 60 **(E)-N,N-diisopropyl-3-(4-(methylsulfonyl)phenyl)-3-phenylprop-2-en-1-amine (12a)**: White solid, mp: 91 °C Yield: 71%. IR (atr)  $\nu$  3057, 2963, 1594, 1378, 1303, 1148, 952, 771, 702  $\text{cm}^{-1}$ .  $^1\text{H}$ -NMR (400 MHz,  $\text{CDCl}_3$ )  $\delta$  0.95 (d,  $J = 6.6$  Hz, 12H), 2.95–3.08 (m, 5H, hep+s), 3.16 (d,  $J = 6.4$  Hz, 2H), 6.29 (t,  $J = 6.4$  Hz, 1H), 7.07–7.18 (m, 2H), 7.30-7.46 (m, 5H), 7.81 (d,  $J = 8.6$  Hz, 2H).  $^{13}\text{C}$ -NMR (100 MHz,  $\text{CDCl}_3$ )  $\delta$  20.6; 44.2; 44.4; 48.8; 127.0; 127.4; 127.7; 128.2; 129.5; 135.5; 138.3; 138.5; 139.0; 147.7. HRMS:  $m/z$  calcd for  $\text{C}_{22}\text{H}_{30}\text{NO}_2\text{S}$  ( $\text{M} + \text{H}^+$ ): 372.1997; found: 372.2007.
- 70 **(E)-N-benzyl-N-methyl-3-(4-(methylsulfonyl)phenyl)-3-phenylprop-2-en-1-amine (6b)**: viscous brown oil, Yield: 74%. IR (atr)  $\nu$  3057, 3025, 2836, 1661, 1592, 1452, 1311, 1144, 1092, 1023, 772, 701  $\text{cm}^{-1}$ .  $^1\text{H}$ -NMR (400 MHz,  $\text{CDCl}_3$ )  $\delta$  2.23 (s, 3H), 3.07 (s, 3H), 3.16 (d,  $J = 6.7$  Hz, 2H), 3.49 (s, 2H), 6.39 (t,  $J = 6.7$  Hz, 1H), 7.11-7.18 (m, 2H), 7.26-7.44 (m, 10H), 7.84 (d,  $J = 8.5$  Hz, 2H).  $^{13}\text{C}$ -NMR (75 MHz,  $\text{CDCl}_3$ )  $\delta$  42.6; 44.5; 56.2; 62.0; 127.0; 127.2; 127.6; 128.0; 128.2; 128.4; 128.9; 129.6; 130.8; 138.4; 138.8; 142.0; 147.6. HRMS:  $m/z$  calcd for  $\text{C}_{24}\text{H}_{26}\text{NO}_2\text{S}$  ( $\text{M} + \text{H}^+$ ): 392.5419; found: 392.5422.
- 80 **(E)-3-(4-methoxyphenyl)-3-phenylprop-2-en-1-ol (6c)**: White wax, Yield: 93%. IR (atr)  $\nu$  3310, 3048, 2946, 2834, 1605, 1508, 1441, 1247, 1177, 1016, 816, 646  $\text{cm}^{-1}$ . MS (IE 70 eV):  $m/z$  (int. relat): 240 (10), 222 (100), 207(79), 197 (40), 178 (65), 165 (22), 152 (27), 111 (12), 89 (18), 51 (21).  $^1\text{H}$ -NMR (300 MHz,  $\text{CDCl}_3$ )  $\delta$  ppm 1.57 (s, 1H), 3.80 (s, 3H), 4.19 (d,  $J = 6.9$  Hz, 2H), 6.17 (t,  $J = 6.9$  Hz, 1H), 6.82 (d,  $J = 8.9$  Hz, 2H), 7.14-7.22 (m, 4H), 7.32-7.41 (m, 3H).  $^{13}\text{C}$ -NMR (75 MHz,  $\text{CDCl}_3$ )  $\delta$  ppm 55.3; 60.8; 113.5; 125.6; 127.5; 128.2; 128.7; 129.7; 134.3; 139.2; 143.8; 159.2. HRMS:  $m/z$  calcd for  $\text{C}_{16}\text{H}_{17}\text{O}_2$  ( $\text{M} + \text{H}^+$ ): 241.1229; found: 241.1237.
- 90 **(E)-3-(4-(methylsulfonyl)fenil)-3-fenilprop-2-en-1-ol (7c)**: White crystals, mp: 89 °C Yield: 77%. IR (atr)  $\nu$  3496, 3062, 3021, 2981, 1591, 1292, 1140, 1036, 816, 774, 701  $\text{cm}^{-1}$ .  $^1\text{H}$ -NMR (400 MHz,  $\text{CDCl}_3$ )  $\delta$  1.63 (s, 1H, OH), 3.05 (s, 3H), 4.26 (d,  $J = 6.6$  Hz, 2H), 6.35 (t,  $J = 6.6$  Hz, 1H), 7.09-7.19 (m, 2H), 7.39 (t,  $J = 6.2$  Hz, 3H), 7.43 (d,  $J = 8.4$  Hz, 2H), 7.84 (d,  $J = 8.4$  Hz, 2H).  $^{13}\text{C}$ -NMR (100 MHz,  $\text{CDCl}_3$ )  $\delta$  44.5; 60.5; 127.3; 128.1; 128.4; 128.6; 129.6; 130.8; 137.8; 139.1; 142.3; 147.3. HRMS:  $m/z$  calcd for  $\text{C}_{16}\text{H}_{17}\text{O}_3\text{S}$  ( $\text{M} + \text{H}^+$ ): 289.3751; found: 289.3752.
- 100 **1-(4-((E)-3-hydroxy-1-phenylprop-1-enyl)phenyl)ethanone (8c)**: White solid, Yield: 86%.  $^1\text{H}$ -NMR (400 MHz,  $\text{CDCl}_3$ )  $\delta$  1.56 (s, 1H, OH), 2.59 (s, 3H), 4.25 (d,  $J = 6.7$  Hz, 2H), 6.35 (t,  $J = 6.7$  Hz, 1H), 7.11-7.18 (m, 2H), 7.34 (d,  $J = 8.5$  Hz, 2H), 7.36-7.44 (m, 3H), 7.88 (d,  $J = 8.5$  Hz, 2H).  $^{13}\text{C}$ -NMR (100 MHz,  $\text{CDCl}_3$ )  $\delta$  26.6; 60.6; 127.7; 127.9; 128.3; 128.4; 129.6; 129.7; 136.0; 138.3; 143.1; 146.3; 197.7. HRMS:  $m/z$  calcd for  $\text{C}_{17}\text{H}_{17}\text{O}_2$  ( $\text{M} + \text{H}^+$ ): 253.1229; found: 253.1232.
- 105 **3,3-diphenylprop-2-en-1-ol<sup>35</sup> (9c)** Pale Yellow solid, mp: 59 °C, Yield: 82% IR (atr)  $\nu$  3316, 3052, 3023, 2918, 1598, 1441, 1017, 759, 699  $\text{cm}^{-1}$ .  $^1\text{H}$ -NMR (400 MHz,  $\text{CDCl}_3$ )  $\delta$  1.53 (s, 1H, OH), 4.14 (d,  $J = 6.8$  Hz, 2H), 6.17 (t,  $J = 6.8$  Hz, 2H), 7.09 (dd,  $J = 7.8, 1.6$  Hz, 2H), 7.13–7.33 (m, 8H).  $^{13}\text{C}$ -NMR (100 MHz,  $\text{CDCl}_3$ )  $\delta$  60.7; 127.4; 127.5; 127.6; 128.1; 128.2; 129.7; 139.0; 141.7; 144.2.
- 115 **Copper-Catalyzed Ullmann-type Vinylation of Phenols with 5b and 5c**

An oven-dried resealable Schlenk flask charged with **5b** or **5c** (2.0 mmol), phenol (3.0 mmol), 1,10-phenanthroline (36 mg, 0.2 mmol), CuI (38 mg, 0.2 mmol) and  $K_3PO_4 \cdot H_2O$  (4.0 mmol, 920 mg), was evacuated and back-filled with argon. Then, dioxane (8 mL) was added and the reaction mixture was stirred at 100 °C for 16 h. Next, the reaction mixture was cooled, filtered and analysed by GC and GC-MS. After, the solution was taken up in  $CH_2Cl_2$  (30 mL) and the organic layer was washed with aq 1.0 M NaOH (to remove the phenol excess) and brine ( $2 \times 5$  mL), and then dried over  $MgSO_4$ . Finally, the solvent was evaporated and the product purified by column chromatography (silica gel in hexane/ethylacetate) and analysed by  $^1H$ -NMR and  $^{13}C$ -NMR. The *E*-configuration of the products was assigned by 2D-NOESY of selected compounds.

**(E)-3-(4-methoxyphenoxy)-*N*-benzyl-*N*-methyl-3-phenylprop-2-en-1-amine (8b)**: Pale yellow oil, Yield: 86%. MS (EI 70 eV): *m/z* (relat. Int.): 359 (7), 358 (17), 268 (11), 251 (26), 239 (15), 161 (33), 146 (49), 134 (22), 105 (56), 91 (100).  $^1H$ -NMR (300 MHz,  $CDCl_3$ )  $\delta$  ppm 2.08 (s, 3H), 3.09 (d,  $J = 7.3$  Hz, 2H), 3.36 (s, 2H), 3.68 (s, 3H), 5.18 (t,  $J = 7.3$  Hz, 1H), 6.74 (d,  $J = 9.0$  Hz, 2H), 6.89 (d,  $J = 9.0$  Hz, 2H), 7.15-7.32 (m, 8H), 7.40-7.45 (m, 2H).  $^{13}C$ -NMR (75 MHz,  $CDCl_3$ )  $\delta$  ppm 41.9; 54.1; 55.5; 61.4; 108.3; 114.6; 120.3; 126.9; 128.0; 128.1; 128.5; 128.8; 129.1; 134.5; 138.6; 149.8; 155.3; 155.8. HRMS: *m/z* calcd for  $C_{24}H_{26}NO_2(M + H^+)$ : 360.1964; found: 360.1967.

**(E)-3-(*o*-toluoyloxy)-*N*-benzyl-*N*-methyl-3-phenylprop-2-en-1-amine (9b)**: Pale yellow oil, Yield: 86%. IR (atr)  $\nu$  3059, 3027, 2956, 1655, 1597, 1491, 1228, 1183, 1115, 845, 751, 699  $cm^{-1}$ . MS (EI 70 eV): *m/z* (relat. int.): 343 (7), 342 (12), 252 (16), 236 (12), 223 (12), 146 (26), 115 (32), 105 (55), 91 (100).  $^1H$ -NMR (300 MHz,  $CDCl_3$ )  $\delta$  ppm 2.01 (s, 3H), 2.21 (s, 3H), 3.03 (d,  $J = 7.3$  Hz, 2H), 3.30 (s, 2H), 4.97 (t,  $J = 7.3$  Hz, 1H), 6.85-6.89 (m, 2H), 6.94-7.31 (m, 10H), 7.44-7.47 (m, 2H).  $^{13}C$ -NMR (100 MHz,  $CDCl_3$ )  $\delta$  16.2; 41.9; 54.2; 61.4; 106.7; 119.6; 123.6; 127.0; 128.1; 128.2; 128.6; 128.7; 129.1; 129.5; 131.2; 134.7; 153.9; 155.2. HRMS: *m/z* calcd for  $C_{24}H_{26}NO(M + H^+)$ : 344.2014; found: 344.2021.

**1-(4-(*E*)-3-(*N*-benzyl-*N*-methylamine)-1-phenylprop-1-enyloxy)phenyl)ethanone (10b)**: Yellow oil, Yield: 43%. IR (atr)  $\nu$  3058, 2933, 1716, 1589, 1503, 1207, 1031, 700  $cm^{-1}$ .  $^1H$ -NMR (400 MHz,  $CDCl_3$ )  $\delta$  ppm 2.16 (s, 3H), 2.45 (s, 3H), 3.20 (d,  $J = 7.3$  Hz, 2H), 3.44 (s, 2H), 5.63 (t,  $J = 7.3$  Hz, 1H), 6.94 (d,  $J = 8.9$  Hz, 2H), 7.16-7.30 (m, 8H), 7.37-7.46 (m, 2H), 7.79 (d,  $J = 8.9$  Hz, 2H).  $^{13}C$ -NMR (75 MHz,  $CDCl_3$ )  $\delta$  ppm 26.3; 42.1; 53.7; 61.6; 114.9; 117.0; 127.0; 128.1; 128.2; 128.6; 128.8; 129.0; 130.3; 131.3; 133.5; 138.6; 152.1; 161.2; 196.6. HRMS: *m/z* calcd for  $C_{25}H_{26}NO_2(M + H^+)$ : 372.1964; found: 372.1954.

**1-(4-((*E*)-3-hidroxy-1-phenylprop-1-enyloxy)phenyl)ethanone (10c)**: Brown oil, Yield: 51%. IR (atr)  $\nu$  3345, 3057, 3027, 1681, 1601, 1359, 1267, 1023, 957, 702,  $cm^{-1}$ .  $^1H$ -NMR (400 MHz,  $CDCl_3$ )  $\delta$  ppm 2.50 (s, 3H), 4.33 (d,  $J = 7.6$  Hz, 2H), 5.65 (t,  $J = 7.6$  Hz, 1H), 7.01 (d,  $J = 8.9$  Hz, 2H), 7.29-7.39 (m, 3H), 7.42-7.48 (m, 2H), 7.85 (d,  $J = 8.9$  Hz, 2H).  $^{13}C$ -NMR (100 MHz,  $CDCl_3$ )  $\delta$  ppm 26.4; 58.8; 114.7; 117.6; 128.4; 128.6; 129.3; 130.4; 131.7; 133.0; 153.8; 160.7; 196.9. HRMS: *m/z* calcd for  $C_{17}H_{17}O_3(M + H^+)$ : 269.1178; found: 269.1155.

**(E)-3-(4-methoxyphenoxy)-3-phenylprop-2-en-1-ol (11c)**: White solid, Yield: 74% mp: 54 °C IR (atr)  $\nu$  3380, 3054, 2933,

1650, 1504, 1260, 1096, 982, 832, 780, 704  $cm^{-1}$ .  $^1H$ -NMR (400 MHz,  $CDCl_3$ )  $\delta$  3.79 (s, 3H), 4.21 (d,  $J = 7.8$  Hz, 2H), 5.19 (t,  $J = 7.8$  Hz, 1H), 6.85 (d,  $J = 9.0$  Hz, 2H), 7.01 (d,  $J = 9.0$  Hz, 2H), 7.36-7.45 (m, 3H), 7.51-7.57 (m, 2H).  $^{13}C$ -NMR (100 MHz,  $CDCl_3$ )  $\delta$  55.6; 59.3; 107.5; 114.7; 121.1; 128.2; 128.7; 129.06; 134.1; 149.1; 155.8; 158.1. HRMS: *m/z* calcd for  $C_{17}H_{17}O_3(M + H^+)$ : 257.1178; found: 257.1182.

## Notes and references

<sup>a</sup> Laboratory of Molecular Catalysis. Instituto de Química – UFRGS. Av. Bento Gonçalves, 9500; Porto Alegre 91501-970 – CP 15003, RS, Brazil. \* E-mail: adriano.monteiro@ufrgs.br

<sup>†</sup> Electronic Supplementary Information (ESI) available: [Dehydrobromination optimisation, NMR spectra and NOE-stereochemistry characterisation are described in the Supporting Information]. See DOI: 10.1039/b000000x/

1. K. Itami and J. Yoshida, *Chem. Eur. J.*, 2006, **12**, 3966-3974.
2. K. Itami, T. Kamei and J. Yoshida, *J. Am. Chem. Soc.*, 2003, **125**, 14670-14671.
3. C. X. Zhou, D. E. Emrich and R. C. Larock, *Org. Lett.*, 2003, **5**, 1579-1582.
4. A. B. Flynn and W. W. Ogilvie, *Chem. Rev.*, 2007, **107**, 4698-4745.
5. R. A. Pilli and L. G. Robello, *J. Braz. Chem. Soc.*, 2004, **15**, 938-944.
6. C. M. Nunes, J. Limberger, S. Poersch, M. Seferin and A. L. Monteiro, *Synthesis*, 2009, 2761-2765.
7. P. E. Tessier, A. J. Penwell, F. E. S. Souza and A. G. Fallis, *Org. Lett.*, 2003, **5**, 2989-2992.
8. J. C. Pastre and C. R. D. Correia, *Adv. Synth. Catal.*, 2009, **351**, 1217-1223.
9. F. Ulgheri, M. Marchetti and O. Piccolo, *J. Org. Chem.*, 2007, **72**, 6056-6059.
10. K. Gaukroger, J. A. Hadfield, L. A. Hepworth, N. J. Lawrence and A. T. McGown, *J. Org. Chem.*, 2001, **66**, 8135-8138.
11. T. J. N. Watson, S. W. Horgan, R. S. Shah, R. A. Farr, R. A. Schnettler, C. R. Nevill, F. J. Weiberth, E. W. Huber, B. M. Baron, M. E. Webster, R. K. Mishra, B. L. Harrison, P. L. Nyce, C. L. Rand and C. T. Goralski, *Org. Process Res. Dev.*, 2000, **4**, 477-487.
12. S. M. Nobre, M. N. Muniz, M. Seferin, W. M. da Silva and A. L. Monteiro, *Appl. Organomet. Chem.*, 2011, **25**, 289-293.
13. C. Gurtler and S. L. Buchwald, *Chem. Eur. J.*, 1999, **5**, 3107-3112.
14. M. Ohff, A. Ohff and D. Milstein, *Chem. Commun.*, 1999, 357-358.
15. A. F. Littke and G. C. Fu, *J. Am. Chem. Soc.*, 2001, **123**, 6989-7000.
16. I. Kondolff, H. Doucet and M. Santelli, *Tetrahedron Lett*, 2003, **44**, 8487-8491.
17. A. Nejjar, C. Pinel and L. Djakovitch, *Adv. Synth. Catal.*, 2003, **345**, 612-619.
18. M. MorenoManas, R. Pleixats and A. Roglans, *Synlett*, 1997, 1157-1158.
19. J. Masllorens, M. Moreno-Manas, A. Pla-Quintana, R. Pleixats and A. Roglans, *Synthesis*, 2002, 1903-1911.
20. L. Bagnell, U. Kreher and C. R. Strauss, *Chem. Commun.*, 2001, 29-30.
21. S. Fleischer, S. Zhou, K. Junge and M. Beller, *Angew. Chem. Int. Ed.*, 2013, **52**, 5120-5124.



22. G. Wienhöfer, F. A. Westerhaus, K. Junge and M. Beller, *Journal of Organometallic Chemistry*, 2013, **744**, 156-159.
23. P. c. Prediger, L. s. F. Barbosa, Y. Génisson and C. R. D. Correia, *New J. Chem.*, 2011, **76**, 7737-7749.
- 5 24. P. Prediger, A. R. da Silva and C. R. D. Correia, *Tetrahedron*, 2014, **70**, 3333-3341.
25. V. R. Lando and A. L. Monteiro, *Org. Lett.*, 2003, **5**, 2891-2894.
26. P. B. Silveira and A. L. Monteiro, *J. Mol. Catal. A: Chem.*, 2006, **247**, 1-6.
- 10 27. B. C. Ranu and R. Jana, *J. Org. Chem*, 2005, **70**, 8621-8624.
28. B. C. Ranu, S. K. Guchhait and A. Sarkar, *Chem. Commun.*, 1998, 2113-2114.
29. J. Avraamides and A. Parker, *Aust. J. Chem.*, 1983, **36**, 1705-1717.
30. C. M. Nunes, D. Steffens and A. L. Monteiro, *Synlett*, 2007, 103-106.
- 15 31. J. Limberger, B. C. Leal, D. F. Back, J. Dupont and A. L. Monteiro, *Adv. Synth. Catal.*, 2012, **354**, 1429-1436.
32. F. Monnier and M. Taillefer, *Angew. Chem., Int. Ed.*, 2009, **48**, 6954-6971.
33. A. Ouali, J. F. Spindler, A. Jutand and M. Taillefer, *Adv. Synth. Catal.*, 2007, **349**, 1906-1916.
- 20 34. M. Zhu, S. Lin, G.-L. Zhao, J. Sun and A. Córdova, *Tetrahedron Lett*, 2010, **51**, 2708-2712.
35. H. Zheng, M. Lejkowski and D. G. Hall, *Chem. Sci.*, 2011, **2**, 1305-1310.

25