

RSC Advances



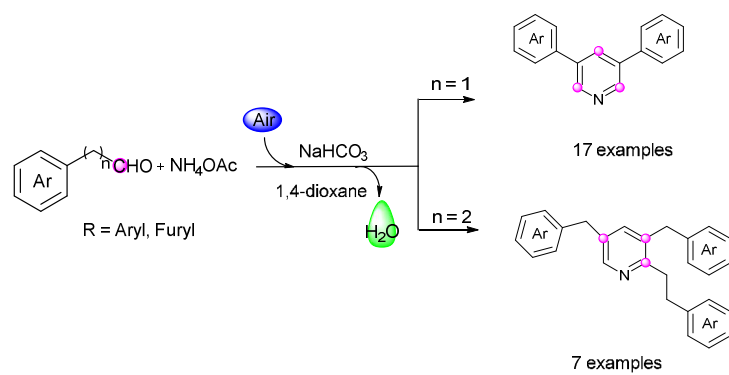
This is an *Accepted Manuscript*, which has been through the Royal Society of Chemistry peer review process and has been accepted for publication.

Accepted Manuscripts are published online shortly after acceptance, before technical editing, formatting and proof reading. Using this free service, authors can make their results available to the community, in citable form, before we publish the edited article. This *Accepted Manuscript* will be replaced by the edited, formatted and paginated article as soon as this is available.

You can find more information about *Accepted Manuscripts* in the [Information for Authors](#).

Please note that technical editing may introduce minor changes to the text and/or graphics, which may alter content. The journal's standard [Terms & Conditions](#) and the [Ethical guidelines](#) still apply. In no event shall the Royal Society of Chemistry be held responsible for any errors or omissions in this *Accepted Manuscript* or any consequences arising from the use of any information it contains.

Graphical abstract



Cite this: DOI: 10.1039/c0xx00000x

www.rsc.org/xxxxxx

ARTICLE TYPE

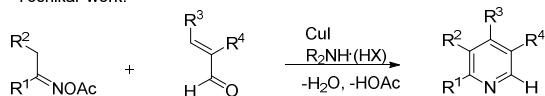
Metal-free Synthesis of Substituted Pyridines from aldehydes and NH₄OAc under AirRulong Yan,^{*a} Xiaoqiang Zhou,^a Ming Li,^b Xiaoni Li,^a Xing Kang,^a Xingxing Liu,^a Xing Huo^a and Guosheng Huang^{*a}⁵ Received (in XXX, XXX) Xth XXXXXXXXXX 20XX, Accepted Xth XXXXXXXXXX 20XX

DOI: 10.1039/b000000x

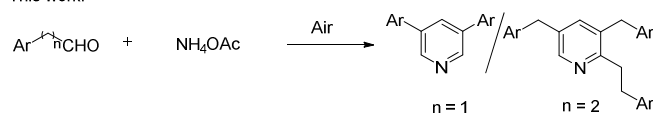
A metal-free and efficient method for the synthesis of substituted pyridines with aldehydes and NH₄OAc under mild conditions using air as the oxidant was developed. This oxidative cyclization process involves direct C-H bond functionalization, C-C/C-N bonds formation and C-C bond cleavage.

Substituted pyridines as one of the most prevalent heterocyclic compounds are important building blocks for many natural products, bioactive molecules, and functional materials.¹ For example, many herbicides and fungicides as well as thousands of drugs contain the skeleton of pyridines.² Thus, they have drawn considerable interest for synthetic chemists. Accordingly, numerous of well-documented traditional and modern methods have been developed for the construction of pyridines and their derivatives, among which the tradition metal catalyzed cycloaddition reactions represent as typical method for pyridines synthesis.³ Especially, the group of Eliel had reported the synthesis of substituted pyridines from aldehyde and ammonia gas via abnormal Chichibabin reaction.⁴ Very recently, Yoshikai group has developed syntheses of pyridines from oximes and

Yoshikai' work:



This work:

³⁰ Scheme 1 Aldehydes and anilines in the synthesis of pyridines^aState Key Laboratory of Applied Organic Chemistry, Key laboratory of Nonferrous Metal Chemistry and Resources Utilization of Gansu³⁵ Province, Department of Chemistry, Lanzhou University, Lanzhou, P. R. China

E-mail: yanrl@lzu.edu.cn, hgs@lzu.edu.cn; Fax: +86 931 8912596;

Tel: +86 931 8912586

^bJinchuan Group Co., Ltd., Jinchuan, P. R. China⁴⁰ †Electronic Supplementary Information (ESI) available: Experimental procedures, spectroscopic, analytical and X-Ray data. CCDC 958750. For ESI and crystallographic data in CIF or other electronic format see DOI: 10.1039/b000000x/Table 1 Optimization of reaction condition^a

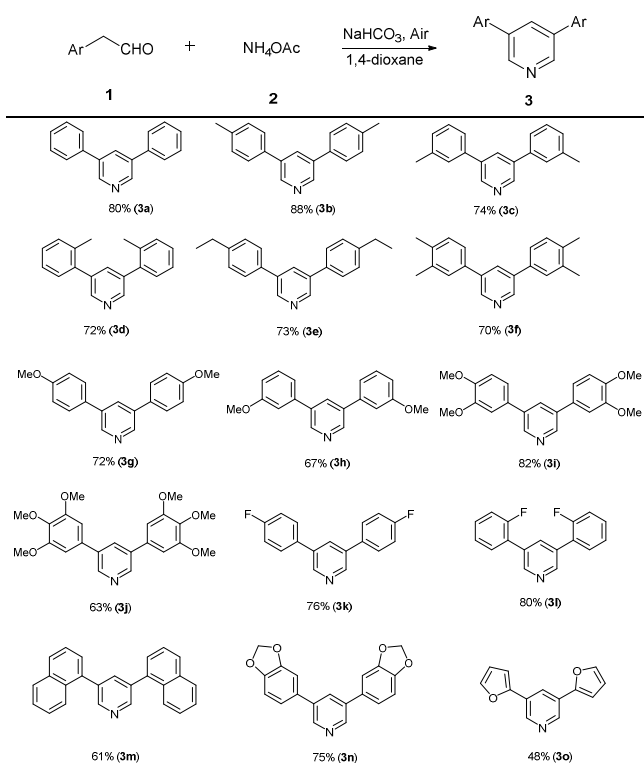
Reaction scheme showing the synthesis of 3a from 1a and 2. 1a is benzaldehyde, 2 is NH₄OAc, and 3a is 2,6-diphenylpyridine. The reaction is carried out with an additive in a solvent.

Entry	N source	Additive	Solvent	Temp	Yield ^b
1	NH ₄ OAc		DMSO	120	72
2	NH ₄ HCO ₃		DMSO	120	68
3	NH ₄ Cl		DMSO	120	42
4	NH ₃ ·H ₂ O		DMSO	120	75
5	(NH ₄) ₂ C ₂ O ₄		DMSO	120	66
6	NH ₂ OH·HCl		DMSO	120	0
7	NH ₄ OAc	K ₂ CO ₃	DMSO	120	72
8	NH ₄ OAc	NaHCO ₃	DMSO	120	76
9	NH ₄ OAc	NaOAc	DMSO	120	69
10	NH ₄ OAc	HOAc	DMSO	120	44
11	NH ₄ OAc	NaHCO ₃	DMF	120	75
12	NH ₄ OAc	NaHCO ₃	PhMe	100	58
13	NH ₄ OAc	NaHCO ₃	EtOH	70	67
14	NH₄OAc	NaHCO₃	1,4-dioxane	90	80
15 ^c	NH ₄ OAc	NaHCO ₃	1,4-dioxane	90	63
16	NH ₄ OAc	NaHCO ₃	H ₂ O	90	21

^a Reaction conditions: **1a** (0.3 mmol), **2** (0.9 mmol), additive (0.3 mmol), solvent (1 mL), 5h. ^b Yields of isolated products. ^c The reaction was carried out under O₂ (1 atm).

enals (scheme 1).⁵ However, most of those methods suffer from several disadvantages such as use of highly toxic metal compounds, instability of the substrates, poor yields and harsh reaction conditions. Therefore, the development of an alternative metal-free approach for the synthesis of pyridines under air remains highly desirable.

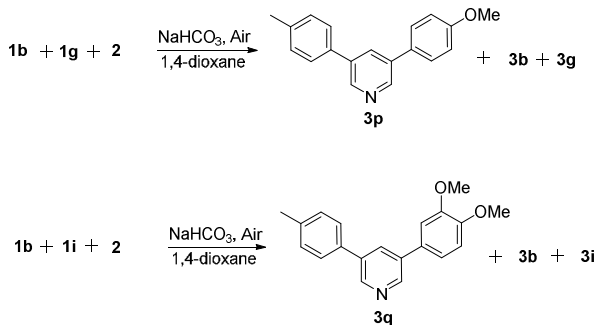
Recently, the C-H activation and C-C/C-N bond formation have presented an attractive and powerful strategies for generation heteroaromatic compounds.⁶ In view of green and sustainable chemistry, development of economical and

Table 2 Synthesis of pyridines by aldehydes and NH₄OAc^a

5

^a All the reaction were carried out in the presence of **1** (0.3 mmol), **2** (0.9 mmol) and NaHCO₃ (0.3 mmol) in 1 mL 1,4-dioxane at 90 °C for 5 h.

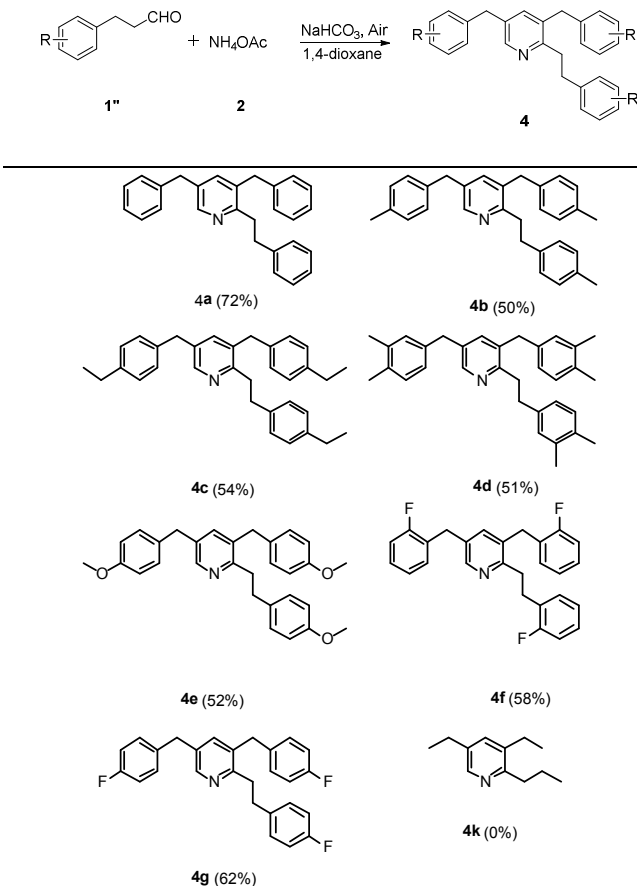
environmentally benign strategies for the construction of useful heterocyclic skeletons with simple and readily accessible substrates is an attractive goal in contemporary organic synthesis. Particularly, air has emerged as an ideal oxidant for the synthesis of heterocyclic compounds in a step and atom-economical fashion for its abundance, environment-friendly and numerous advantages in industry.⁷ During our investigation the synthesis of heterocyclic compounds using dioxygen as the oxidant,⁸ we discovered a rather surprising formation of substituted pyridines from 2-phenylacetaldehydes and ammonium acetate under air.



Scheme 2 Diversity of polysubstituted pyridines synthesis

In our initial experiments, 2-phenylacetaldehyde (**1a**) and NH₄OAc (**2**) were chosen as the model substrates for the reaction, as shown in Table 1. Treating the substrate **1a** and **2** in DMSO at

120 °C, to our delight, an interesting product **3**, 5-

Table 3. Synthesis of 2,3,5-trisubstituted pyridines by substituted 3-phenylpropanal and NH₄OAc

30

diphenylpyridine (**3a**) was obtained in 72% yield, and we confirmed the structure of **3a** unambiguously through an X-ray crystal analysis. Among the N-source we examined, NH₄OAc was found the best substrate for the reaction (Table 1, entries 1 - 6). Further studies showed that NaHCO₃ was the most efficient additive for the reaction when DMSO was used as solvent, affording the desired product in 76% yield (Table 1, entries 7 - 10). After screening on different parameters, the highest yield of **3a** was achieved, when the reaction was carried out at 90 °C in 1, 4-dioxane (Table 1, entry 14).

With the optimized reaction conditions in hand, we explored the substrate scope of this reaction, and the results are illustrated in Tables 2. Generally, the reaction of substituted aldehydes and NH₄OAc proceeded smoothly and afforded the corresponding substituted pyridines with high efficiency (Table 2). It is observed that the nature of the substituent on the aromatic rings did not significantly affect the efficiency on the yields of the products. The *ortho*-, *meta*-, and *para*-substituted alkyl groups, as well as the electron-donating and electron-withdrawing groups were well tolerated, such as methyl, methoxyl, fluoro groups (**3a-3n**). The 3,5-di(naphthalen-1-yl)pyridine **3m** was obtained in 61% yield when 2-(naphthalen-2-yl)acetaldehyde **1m** was employed as the

20

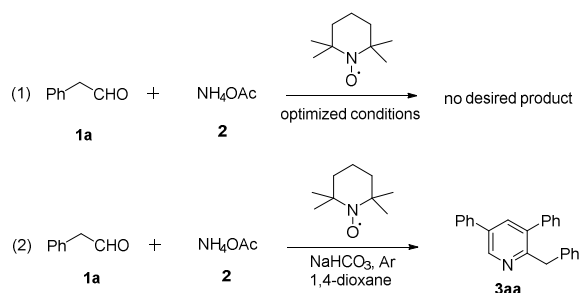
50

substrate. Moreover, when 2-(furan-2-yl) acetaldehyde was subjected to the transformation, the desired product also was obtained in 48% yield (**3o**).

Moreover, different aldehydes also can work together under the optimized conditions, and the scope was further expanded (scheme 2). The reaction of **1b** with **1g** afforded **3p** in 34% yield, and **1b** with **1i** afforded **3q** in 36% yield, respectively. Meanwhile, the **3b**, **3g** and **3i** were also detected in this transformation.

Further experiments were conducted for the reaction of substituted 3-phenylpropanal and NH_4OAc under optimized conditions. As shown in Table 3, the nature of substituted groups on 3-phenylpropanals can not significantly affect this transformation. The substrates with electron-donating and electron-drawing group all can proceed well under the optimized conditions and give the desired products in moderate yields (**4a-4g**). However, the reaction did not work when the butyraldehyde were employed as the reaction substrates (**4k**).

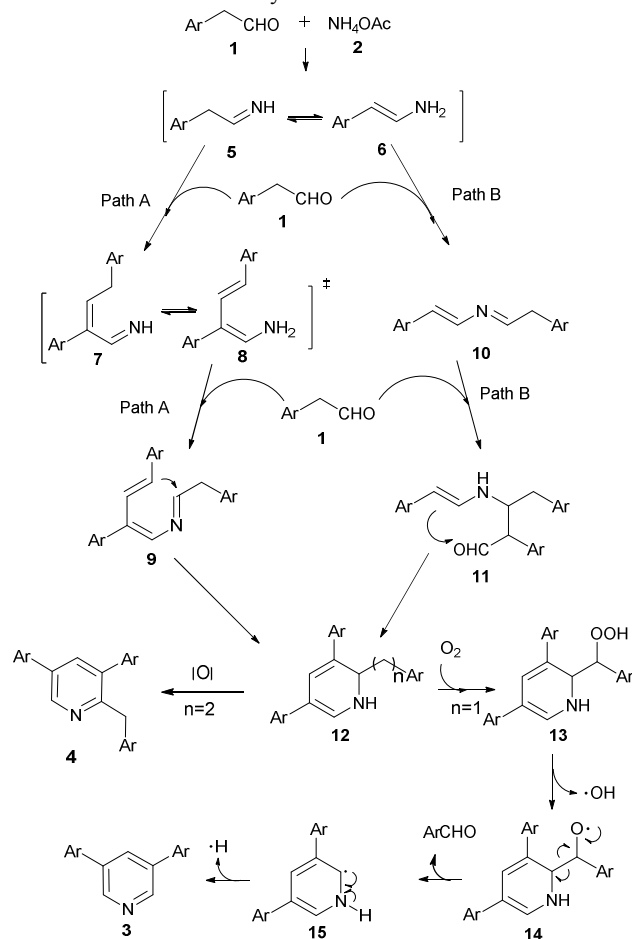
To probe the mechanism further, some experiments were investigated. Firstly, annulation of **1a** and **2** was carried out under standard conditions, benzaldehyde was detected by GC-MS in the reaction system. The radical trapping experiment was also performed in the presence of 2,2,6,6-tetramethylpiperidine oxide (TEMPO). Indeed, the addition of 2.0 equiv of TEMPO that led to the oxidative process was remarkably suppressed and no desired product and useful intermediate was isolated (Scheme 3, step 1). Fortunately, When 2.0 equiv of TEMPO was employed in this transformation via standard condition under argon, an unexpected compound 2-benzyl-3,5-diphenylpyridine (**3aa**) was detected (Scheme 3, step 2). The structure of product **3aa** and **4** mean that the carbon atom of C-2 position in pyridine ring comes from the carbonyl of aldehydes in this transformation. Moreover, the product of **3aa** indicates that **12** would be the intermediate of the transformation.



Scheme 3 Control experiments

On the basis of the results described above, a plausible mechanism with two paths is proposed in Scheme 4. First, the acetaldehyde **1** condenses with **2** to form imine **5**, which would proceed aldol condensation with **1** to afford **7**. The intermediate **7** equilibrates to generate enamine **8** easily.⁹ Then, intermediate **12** is formed via intramolecular nucleophile addition from imine **9**, which is generated by the reaction of enamine **8** and **1** (Path A). Alternatively, the imine **5** also can equilibrate to generate the enamine **6**. Subsequently, the intermediate **10** is formed by the reaction of enamine **6** and **1**. Intermolecular nucleophile addition of **10** and **1** gives rise to **11** (Path B). Then, **12** is generated by the intramolecular nucleophile. Furthermore, when substituted 3-

phenylpropanals were served as substrates, the hydroperoxide **12** was converted to product **4** via the hydride elimination directly. When substituted acetaldehyde



Scheme 4 Proposed mechanism of the synthesis pyridines

were served as substrates, the hydroperoxide **13** is provided by the combination of the intermediate **12** and O_2 . Moreover, the radical **14** and hydroxide radical ($\cdot\text{OH}$) are generated by decomposition of the hydro peroxide **13**. The single electron transfer of **14** forms the radical **15** and aldehyde with C-C cleavage. Finally, the pyridine **3** is afforded by the radical hydride elimination of **15**.

In conclusion, we have developed a simple and efficient method for the synthesis of substituted pyridines. This method constructs the skeleton of pyridine with aldehydes and NH_4OAc by direct C-H functionalization, C-C/C-N bond formation and C-C bond cleavage under mild reaction conditions. The procedure, using air as oxidative agent, is a very practical, economical, and environmentally friendly protocol for the synthesis of substituted pyridines. This work was supported by National Natural Science Foundation of China (21202067) and the Fundamental Research Funds for the Central Universities (lzujbky-2014-71).

Notes and references

- (a) J. A. Joule and K. Mills, in *Heterocyclic Chemistry*, 4th edn, Blackwell, Oxford, UK, 2000; (b) J. P. Michael, *Nat. Prod. Rep.*, 2005, **22**, 627; (c) M. Abass, *Heterocycles*, 2005, **65**, 901; (d) V. C. Gibson, C. Redshaw and G. A. Solan, *Chem. Rev.*, 2007, **107**, 1745; (e)

- H. Sasabe and J. Kido, *J. Chem. Mater.*, 2011, **23**, 621; (f) S.-J. Su, T. Chiba, T. Takeda and J. Kido, *Adv. Mater.*, 2008, **20**, 2125;
- 2 (a) G. D. Henry, *Tetrahedron*, 2004, **60**, 6043; (b) X. T. Tian, B. J. Qin, H. Lu, W. H. Lai, S. B. Jiang, K. H. Lee, C. H. Chen and L. Xie,
- 5 *Bioorg. Med. Chem. Lett.*, 2009, **19**, 5482.
- 3 For selected recent achievements on pyridine synthesis, see:
- (a) A. Winter and N. Risch, *Synthesis*, 2003, **17**, 2667; (b) Y. F. Wang and S. Chiba, *J. Am. Chem. Soc.*, 2009, **131**, 12570; (c) I. Nakamura, D. Zhang and M. Terada, *J. Am. Chem. Soc.*, 2010, **132**, 7884; (d) M.
- 10 Ohashi, I. Takeda, M. Ikawa and S. Ogoshi, *J. Am. Chem. Soc.*, 2011, **133**, 18018; (e) C. Wang, X. Li, F. Wu and B. Wan, *Angew. Chem. Int. Ed.*, 2011, **50**, 7162; (f) Q. Wang, C. Wan, Y. Yang, J. Zhang, L. Gao and Z. Wang, *Green Chem.*, 2011, **13**, 578; (g) S. Yamamoto, K. Okamoto, M. Murakoso, Y. Kuninobu and K. Takai, *Org. Lett.*, 2012,
- 15 **14**, 3182; (h) W. Gati, M. M. Rammah, M. B. Rammah, F. Couty and G. Evano, *J. Am. Chem. Soc.*, 2012, **134**, 9078. (i) H. Huang, X. Ji, W. Wu, L. Huang and H. Jiang, *J. Org. Chem.*, 2013, **78**, 3374; (j) Z. Shi and T.-P. L., *Angew. Chem. Int. Ed.*, 2013, **52**, 8584; (k) S. Michlik and R. Kempe, *Angew. Chem. Int. Ed.*, 2013, **52**, 6326;
- 20 4 E. L. Eliel, R. T. Mabride and S. Kaufmann, *J. Am. Chem. Soc.*, 1953, **75**, 4291.
- 5 Y. Wei and N. Yoshikai, *J. Am. Chem. Soc.*, 2013, **135**, 3756.
- 6 (a) C.-L. Sun, B.-J. Li and Z.-J. Shi, *Chem. Rev.*, 2011, **111**, 1293; (b) C. Copret, *Chem. Rev.*, 2010, **110**, 656; (c) T. W. Lyons and M. S. Sanford, *Chem. Rev.*, 2010, **110**, 1147; (d) I. A. I. Mkhaliid, J. H. Barnard, T. B. Marder, J. M. Murphy and J. F. Hartwig, *Chem. Rev.*, 2010, **110**, 890; (e) F. W. Patureau and F. Glorius, *Angew. Chem. Int. Ed.*, 2011, **50**, 1977; (f) K. M. Engle, T.-S. Mei, M. Wasa and J.-Q. Yu, *Acc. Chem. Res.*, 2012, **45**, 788.
- 25 7 For some reviews, see: (a) T. Punniyamurthy, S. Velusamy and J. Iqbal, *Chem. Rev.*, 2005, **105**, 2329; (b) S. S. Stahl, *Angew. Chem.*, 2004, **116**, 3480; *Angew. Chem. Int. Ed.*, 2004, **43**, 3400; (c) M. S. Sigman and D. R. Jensen, *Acc. Chem. Res.*, 2006, **39**, 221; (d) K. M. Gligorich and M. S. Sigman, *Angew. Chem.*, 2006, **118**, 6764; *Angew. Chem. Int. Ed.*,
- 35 2006, **45**, 6612; (e) A. E. Wendlandt, A. M. Suess and S. S. Stahl, *Angew. Chem.*, 2011, **123**, 11256; *Angew. Chem. Int. Ed.*, 2011, **50**, 11062; (f) Z. Shi, C. Zhang, C. Tang and N. Jiao, *Chem. Soc. Rev.*, 2012, **41**, 3381; (g) C. Zhang, C. Tang and N. Jiao, *Chem. Soc. Rev.*, 2012, **41**, 3464.
- 40 8 (a) R. L. Yan, J. Huang, J. Luo, P. Wen, G. S. Huang and Y. M. Liang, *Synlett*, 2010, **7**, 1071; (b) R. L. Yan, J. Luo, C. X. Wang, C. W. Ma, G. S. Huang and Y. M. Liang, *J. Org. Chem.*, 2010, **75**, 5395; (c) R. L. Yan, H. Yan, C. Ma, Z. Y. Ren, X. A. Gao, G. S. Huang and Y. M. Liang, *J. Org. Chem.*, 2012, **77**, 2024; (d) H. Yan, R. Yan, S. Yang, X.
- 45 Gao, Y. Wang, G. Hang and Y. Liang, *Chem. Asian. J.*, 2013, **19**, 4271. (e) R. Yan, X. Liu, C. Pan, X. Zhou, X. Li, X. Kang, G. Huang, *Org. Lett.* 2013, **15**, 4876. (f) R. Yan, X. Kang, X. Zhou, X. Li, X. Liu, L. Xiang, Y. Li, G. Huang, *J. Org. Chem.*, 2014, **79**, 465.
- 9 N. El-Hamdouni, X. Companyo, R. Rios and A. Moyano, *Chem. -Eur. J.*, 2010, **16**, 1142.
- 50