

**Facile one-pot synthesis of 4-substituted semicarbazides**

Journal:	<i>RSC Advances</i>
Manuscript ID:	RA-ART-10-2014-012425.R1
Article Type:	Paper
Date Submitted by the Author:	18-Nov-2014
Complete List of Authors:	Bogolubsky, Andrey; Enamine Ltd., Moroz, Yurii; Kyiv National Taras Shevchenko University, ChemBiocenter; Enamine Ltd., Mykhailiuk, Pavel; Kyiv National Taras Shevchenko University, Organic Chemistry; Enamine Ltd., Dmitriv, Yurii; Enamine Ltd., Pipko, Sergey; Kyiv National Taras Shevchenko University, ChemBiocenter Babichenko, Liudmyla; Kyiv National Taras Shevchenko University, ChemBiocenter Konovets, Anzhelika; Kyiv National Taras Shevchenko University, The Institute of High Technologies; Enamine Ltd., Tolmachev, Andrey; Kyiv National Taras Shevchenko University, ChemBiocenter; Enamine Ltd.,

ARTICLE

Facile one-pot synthesis of 4-substituted semicarbazides

Cite this: DOI: 10.1039/x0xx00000x

Andrey V. Bogolubsky,^a Yurii S. Moroz,^{*,a,b} Pavel K. Mykhailiuk,^{*,a,c} Yurii V. Dmitriv,^a Sergey E. Pipko,^b Liudmyla N. Babichenko,^{a,b} Anzhelika I. Konovets,^{a,d} and Andrey Tolmachev^{a,b}

Received 00th January 2012,
Accepted 00th January 2012

DOI: 10.1039/x0xx00000x

www.rsc.org/

A diverse library of twenty five 4- mono- and disubstituted semicarbazides was prepared in a one-pot two-step approach. The approach includes formation of a carbamate from bis(2,2,2-trifluoroethyl) carbonate or 2,2,2-trifluoroethylchloroformate and primary or secondary amine and subsequent interaction of the carbamate with hydrazine to result a semicarbazide. The approach allowed to obtain 4-substituted semicarbazides on a large scale in good yield and purity.

Introduction

A semicarbazide motif is widespread in agrochemistry, drug discovery, and organic synthesis (Figure 1).^{1–5}

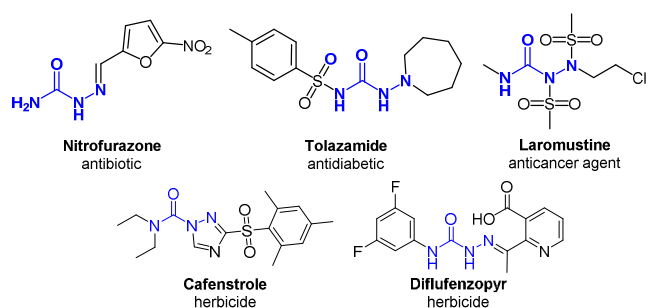
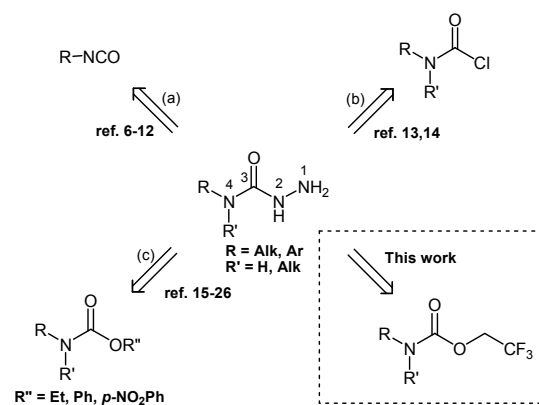


Figure 1. Drugs and agrochemicals bearing the semicarbazide motif.^{4,5}

Methods for obtaining 4-substituted semicarbazides, common building blocks to introduce the semicarbazide motif into molecules, include reactions of hydrazine with (a) isocyanates, with (b) *N*-substituted carbamoyl chlorides, and (c) carbamates (Scheme 1).^{6–26}

Several disadvantages, however, can be noted for the existing synthetic approaches. Isocyanates are toxic and available with limited number of substituents (less than 300 substances are listed in *eMolecules* database), which decreases diversity of the semicarbazide motifs. *N*-substituted carbamoyl chlorides are effective reagents for the synthesis of 4-substituted semicarbazides; however, they are derived from phosgene or triphosgene that are toxic, inconvenient in handling, and may result side products in the reactions with functionalized amines. Commonly utilized ethyl, phenyl or *p*-nitrophenyl carbamates

or “blocked isocyanates”^{27,28} that are synthesized from the corresponding carbonates or chloroformates provide a facile approach to diverse set of semicarbazides.

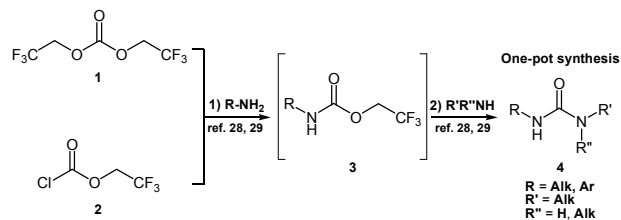


Scheme 1. Synthetic approaches to 4-substituted semicarbazides.^{6–26}

But reactivity of the carbamate is related to a pK_a value of the released alcohol:²⁹ ethyl carbamates ($pK_a(\text{ethanol}) \approx 16$) poorly react with hydrazine resulting in longer time of the reaction; phenyl and *p*-nitrophenyl carbamates ($pK_a(\text{phenol}) \approx 10$, $pK_a(p\text{-nitrophenol}) \approx 7$) are very reactive substrates and can easily form symmetrical ureas with active amines during the synthesis of the carbamate, which complicates a one-pot transformation of the carbamate to 4-substituted semicarbazide.

We have recently successfully employed bis(2,2,2-trifluoroethyl) carbonate (**1**) and 2,2,2-trifluoroethylchloroformate (**2**) in the one-pot synthesis of unsymmetrical ureas^{30,31} (Scheme 2), where a preformed

carbamate **3** interacted with a primary or a secondary alkyl amine to produce a di- or trisubstituted urea **4**, respectively.



Scheme 2. One-pot synthesis of unsymmetrical ureas from reagents **1** and **2**.^{30,31}

The moderate reactivity of the 2,2,2-trifluoroethyl carbamates ($pK_a(2,2,2\text{-trifluoroethanol}) \approx 12$) compared with the ethyl and the phenyl carbamates prevented formation of symmetrical ureas during the carbamate synthesis and allowed for rapid interaction of the carbamate with the nucleophile resulting in a desirable product and a volatile and easily separable by-product, 2,2,2-trifluoroethanol.

Herein, we present our results on utilization of this strategy for a one-pot synthesis of 4-substituted semicarbazides.

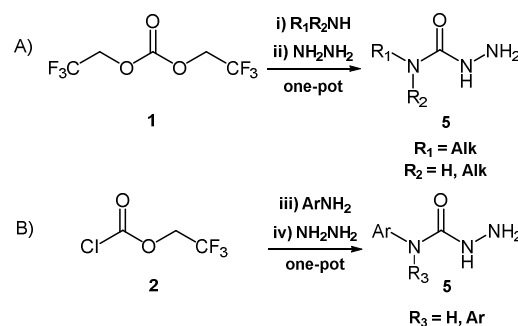
Results and discussion

To test our approach, we decided to synthesize on a large scale a diverse library of 4-substituted semicarbazides utilizing 25 amines: alkyl and aryl, primary and secondary, simple and functionalized (Table 1). The approach consists of two steps: 1) *in situ* preparation of the carbamate and 2) the subsequent interaction of the carbamate with hydrazine (Scheme 3). We found that bis(2,2,2-trifluoroethyl) carbonate (**1**) smoothly reacted with alkyl amines in the presence of a base at room temperature producing carbamates **3** but showed no reactivity with less nucleophilic aryl amines. More active 2,2,2-trifluoroethylchloroformate (**2**), however, formed the carbamates under similar conditions with aryl amines. Reagents **1** and **2** can be synthesized simultaneously in the same reaction between triphosgene and 2,2,2-trifluoroethanol³¹ which makes them available for both types of amines.

In the first step, reagents **1** and **2** were mixed with alkyl or aryl amines in dichloromethane at 0°C in the presence of triethylamine. Continuous stirring of the reaction mixture for 3 or 6 hours (for aryl or alkyl amines, respectively) at room temperature gave carbamates **3** in high purity according to the NMR of the crude material. After removing the solvent under vacuum, by-product 2,2,2-trifluoroethanol, and unreacted **1** or **2**, an alcohol solution of hydrazine hydrate was added to the crude carbamate and the resulting mixture was heated at reflux for 1.5 hours.

Our results indicated that the higher nucleophilicity of hydrazine compared with amines allowed for a direct interaction with the carbamates in cases where a transient isocyanate can't be formed^{32,33} which resulted in 4-disubstituted semicarbazides **5.12-5.14** and **5.25** (Table 1). In the reaction between disubstituted carbamate and hydrazine, however, secondary amine, a better leaving group than a primary amine, can be easily substituted with hydrazine under reaction

conditions to produce carbohydrazide. Therefore, we monitored the progress of the reaction using ¹H NMR to decrease the formation of this side product.



Scheme 3. One-pot synthesis of 4-substituted semicarbazides. Reagents and conditions: A) (i) alkyl amine, triethylamine, stirring at room temperature for 6 hours; (ii) hydrazine hydrate, reflux for 1-2 hours; B) (iii) aryl amine, triethylamine, stirring at room temperature for 3 hours; (iv) hydrazine hydrate, reflux for 1-2 hours.


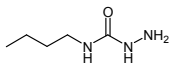

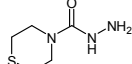

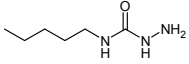
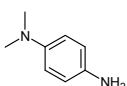
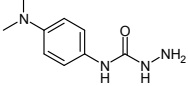

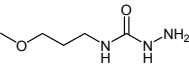
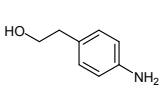
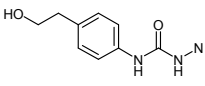

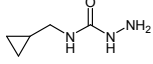
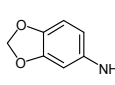
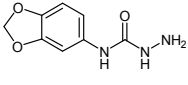

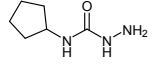
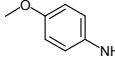
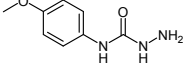

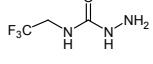
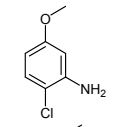
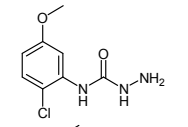
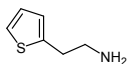
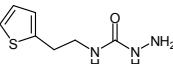
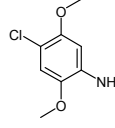
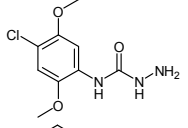

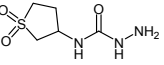
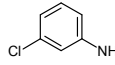
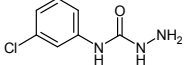

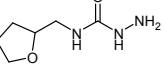
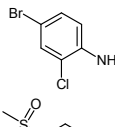
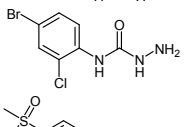

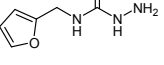
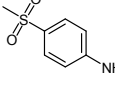
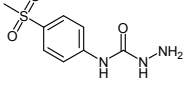
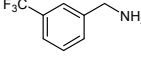
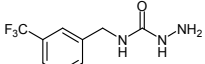
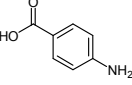
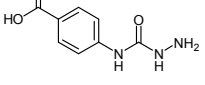

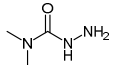
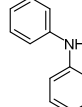
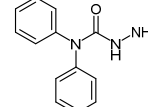

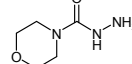
The synthesized semicarbazides typically precipitated out from the solution and were easily separated by filtration. The products were obtained in moderate to high yields; the identity and purity of them were confirmed by means of ¹H, ¹³C NMR spectroscopy and LC/MS analysis. The yields for 4-disubstituted semicarbazides were generally lower than those for the monosubstituted analogs. ¹H NMR spectra of the compounds recorded in DMSO-d₆ contained characteristic broad peaks for NH groups (in most cases three for **5.1-5.11** and **5.15-5.24** and two for **5.12-5.14** and **5.25**) and one set of signals for each alkyl or aryl group.

The experimental results showed advantages of reagents **1** and **2** over the commonly used reagents. The synthesized semicarbazides were obtained as solids except for compound **5.3** in high purity with no need for further purification. Semicarbazide **5.17** derived from 3,4-(methylenedioxy)aniline was obtained in good yield utilizing the above procedure, but the experiment with phenyl chloroformate failed because of formation of substantial amount of the symmetrical urea. Additional functionalities (hydroxyl in **5.16** and carboxylic in **5.24**) were tolerated under the reaction conditions.

Conclusions

In summary, we employed bis(2,2,2-trifluoroethyl) carbonate (**1**) and 2,2,2-trifluoroethyl chloroformate (**2**) in a facile one-pot synthesis of twenty five 4- mono and disubstituted semicarbazides. The approach allows to prepare the semicarbazides derived from alkyl and aryl amines in moderate to good yields and high purity. The developed approach makes possible to generate diverse libraries of 4-substituted semicarbazides under conditions of parallel synthesis, which would expand availability of compounds with the semicarbazide structural motif.

Table 1 Preparation of 4-substituted semicarbazides.

	Amine	Semicarbazide	Yield [†] (%)		Amine	Semicarbazide	Yield [†] (%)
5.1			85	5.14			35
5.2			83	5.15			57
5.3			81	5.16			53
5.4			87	5.17			50
5.5			90	5.18			55
5.6			73	5.19			51
5.7			74	5.20			50
5.8			86	5.21			52
5.9			78	5.22			55
5.10			72	5.23			52
5.11			80	5.24			55
5.12			49	5.25			39
5.13			38				

[†] - isolated yield in respect to the quantity of the starting amine.

Experimental

Materials and methods

All amines and solvents were obtained from commercially available sources (Aldrich, Enamine Ltd.) and used without further purification. Bis(2,2,2-trifluoroethyl) carbonate and 2,2,2-trifluoroethyl chloroformate were prepared as previously described.³¹ IR spectra were recorded on Perkin-Elmer Spectrum BX II. NMR spectra were acquired on Bruker Avance DRX 500 spectrometer using CDCl₃ or DMSO-*d*₆ as a solvent and tetramethylsilane (TMS) as an internal standard. Melting points were determined on a Buchi melting point apparatus and are uncorrected. LC/MS data were obtained on Agilent 1100 HPLC equipped with diode-matrix and mass-selective detector Agilent LC/MSD SL. According to HPLC/MS data all the synthesized compounds have purity over 95%. Elemental analysis was done on a Vario MICRO Cube (Elementar) Elemental Micro-Analyzer.

General procedure for the one-pot synthesis of 4-substituted alkyl (method A) and aryl (method B) semicarbazides (5)

To a chilled stirred solution of an amine (0.1 mol) and triethylamine (0.11 mol, method A, 0.2 mol, method B) in dichloromethane (70 mL) was added dropwise 0.11 mol of bis(2,2,2-trifluoroethyl) carbonate (**1**) (method A) or 2,2,2-trifluoroethyl chloroformate (**2**) (method B). Care was taken to maintain temperature below 0°C during the addition. The obtained mixture was stirred for 3 hours (6 hours in case of method B) at room temperature; then, the solvent, triethylamine and unreacted **1** or **2** were removed under reduced pressure. To a solution of the crude carbamate **3** in ethanol (100 mL) hydrazine hydrate (0.5 mol, method A and 0.75 mol, method B) was added. The reaction mixture was heated under reflux for approximately 1.5 hours. For carbamates **5.12-5.14** and **5.25**, derived from secondary amines, the reaction was monitored by ¹H NMR to prevent formation of the symmetrical side product, carbonohydrazide. Most semicarbazides precipitated out upon cooling down the solution to room temperature. In other cases, the solvent was evaporated under reduced pressure and the remained crude product **5** was treated with diethyl ether to form solid or viscous oil (**5.3**). The product was separated by filtration and dried in vacuum.

4-Butyl semicarbazide (5.1)

Yield: 11.2 g, 85%, white solid, Mp 45-47°C.
IR (KBr): 3500, 3358, 3338, 3316, 3215 (NH), 2963, 2932, 2873, 2861, 2852 (CH), 1662 (C=O) cm⁻¹.
¹H NMR (500 MHz, CDCl₃): δ = 0.87 (t, ³J = 7.2 Hz, 3H, CH₃), 1.27 (m, 2H, CH₂), 1.36 (m, 2H, CH₂), 3.02 (q, ³J = 6.5 Hz, 2H, NCH₂), 4.07 (br. s, 2H, NH₂), 6.29 (br. s, 1H, NH), 6.90 (s, 1H, NH) ppm.
¹³C NMR (125 MHz, DMSO-*d*₆) δ = 14.2, 20.0, 32.7, 39.0, 160.8 ppm.
MS (APCI) *m/z* [M+H]⁺ calculated for C₅H₁₄N₃O 132.1, found 132.2.

Anal. Calcd. for C₅H₁₃N₃O: C, 45.78; H, 9.99; N, 32.03; found C, 45.69; H, 10.08; N, 31.95.

4-Pentyl semicarbazide (5.2)

Yield: 12 g, 83%, white solid, Mp 66-68°C.
IR (KBr): 3395, 3293, 3220 (NH), 2955, 2930, 2872, 2860 (CH), 1663 (C=O) cm⁻¹.
¹H NMR (500 MHz, DMSO-*d*₆): δ = 0.87 (t, ³J = 7.2 Hz, CH₃), 1.27 (m, 4H, CH₂), 1.39 (m, 2H, CH₂), 3.01 (q, ³J = 6.7 Hz, CH₂), 4.05 (br. s, 2H, NH₂), 6.28 (br. s, 1H, NH), 6.85 (s, 1H, NH) ppm.
¹³C NMR (125 MHz, DMSO-*d*₆) δ = 14.4, 22.4, 29.1, 30.3, 39.3, 160.7 ppm.
MS (APCI) *m/z* [M+H]⁺ calculated for C₆H₁₆N₃O 146.1, found 146.1.
Anal. Calcd. for C₆H₁₅N₃O: C, 49.63; H, 10.41; N, 28.94; found C, 49.57; H, 10.50; N, 28.83.

4-(3-Methoxypropyl) semicarbazide (5.3)

Yield: 11.9 g, 81%, colorless viscous oil.
¹H NMR (500 MHz, DMSO-*d*₆): δ = 1.62 (m, 2H, CH₂), 3.07 (q, ³J = 6.5 Hz, 2H, CH₂), 3.22 (s, 3H, OCH₃), 3.33 (t, ³J = 6.2 Hz, 2H, CH₂), 3.99 (br. s, 2H, NH₂), 6.37 (br. s, 1H, NH), 6.91 (s, 1H, NH) ppm.
¹³C NMR (125 MHz, DMSO-*d*₆) δ = 30.6, 36.9, 58.4, 70.5, 160.8 ppm.
MS (APCI) *m/z* [M+H]⁺ calculated for C₅H₁₄N₃O₂ 148.1, found 148.2.

4-(C-Cyclopropyl-methyl) semicarbazide (5.4)

Yield: 11.2 g, 87%, whitish solid, Mp 54-56°C.
IR (KBr): 3370, 3353, 3326, 3298 (NH), 3005, 2972, 2929, 2874 (CH), 1660 (C=O) cm⁻¹.
¹H NMR (500 MHz, DMSO-*d*₆): δ = 0.15 (m, 2H, CH₂), 0.38 (m, 2H, CH₂), 0.91 (m, 1H, CH), 2.91 (t, ³J = 6.2 Hz, 2H, CH₂), 4.10 (br. s, 2H, NH₂), 6.36 (br. s, 1H, NH), 6.90 (s, 1H, NH) ppm.
¹³C NMR (125 MHz, DMSO-*d*₆) δ = 3.1, 11.7, 43.4, 160.3 ppm.
MS (APCI) *m/z* [M+H]⁺ calculated for C₅H₁₂N₃O 130.1, found 130.2.
Anal. Calcd. for C₅H₁₁N₃O: C, 46.50; H, 8.58; N, 32.53; found C, 46.47; H, 8.63; N, 32.48.

4-(Cyclopentyl) semicarbazide (5.5)

Yield: 12.9 g, 90%, white solid, Mp 123-125°C.
IR (KBr): 3373, 3306, 3299 (NH), 2958, 2869 (CH), 1631 (C=O) cm⁻¹.
¹H NMR (500 MHz, DMSO-*d*₆): δ = 1.33 (m, 2H, CH₂), 1.50 (m, 2H, CH₂), 1.61 (m, 2H, CH₂), 1.78 (m, 2H, CH₂), 3.87 (m, 1H, CH), 4.05 (br. s, 2H, NH₂), 6.12 (m, 1H, NH), 6.82 (s, 1H, NH) ppm.
¹³C NMR (125 MHz, DMSO-*d*₆) δ = 23.3, 33.0, 50.7, 160.0 ppm.
MS (APCI) *m/z* [M+H]⁺ calculated for C₆H₁₄N₃O 144.1, found 144.2.

Anal. Calcd. for $C_6H_{13}N_3O$: C, 50.33; H, 9.15; N, 29.35; found C, 50.30; H, 9.21; N, 29.32.

4-(2,2,2-Trifluoroethyl) semicarbazide (5.6)

Yield: 11.5 g, 73%, whitish solid, Mp 72-74°C.

IR (KBr): 3366, 3311, 3230 (NH), 3007, 2974, 2925 (CH), 1630 (C=O) cm^{-1} .

1H NMR (500 MHz, DMSO- d_6): δ = 3.80 (m, 2H, CH₂), 4.22 (br. s, 2H, NH₂), 6.90 (s, 1H, NH), 7.36 (s, 1H, NH) ppm.

^{13}C NMR (125 MHz, DMSO- d_6) δ = 40.8 (q, $^2J_{C,F}$ = 34 Hz), 125.7 (q, $^1J_{C,F}$ = 279 Hz), 160.0 ppm.

MS (APCI) m/z [M+H]⁺ calculated for $C_3H_7F_3N_3O$ 158.1, found 158.1.

Anal. Calcd. for $C_3H_6F_3N_3O$: C, 22.94; H, 3.85; N, 26.75; found C, 22.90; H, 3.90; N, 26.73.

4-(2-Thiophen-2-yl-ethyl) semicarbazide (5.7)

Yield: 13.7 g, 74%, yellowish solid, Mp 90-92°C.

IR (KBr): 3379, 3355, 3243 (NH), 3071, 2969, 2933, 2860 (CH), 1648 (C=O) cm^{-1} .

1H NMR (500 MHz, DMSO- d_6): δ = 2.92 (t, 3J = 7.2 Hz, 2H, CH₂), 3.29 (q, 3J = 7.0 Hz, 2H, CH₂), 4.09 (s, 2H, NH₂), 6.49 (s, 1H, NH), 6.88 (m, 1H, Het), 6.96 (m, 1H, Het), 7.00 (s, 1H, NH), 7.33 (m, 1H, Het) ppm.

^{13}C NMR (125 MHz, DMSO- d_6) δ = 30.9, 41.2, 124.3, 125.5, 127.4, 142.4, 160.6 ppm.

MS (APCI) m/z [M+H]⁺ calculated for $C_7H_{12}N_3OS$ 186.1, found 186.3.

Anal. Calcd. for $C_7H_{11}N_3OS$: C, 45.39; H, 5.99; N, 22.68; found C, 45.37; H, 6.05; N, 22.64.

4-(1,1-Dioxo-tetrahydro-1 λ^6 -thiophen-3-yl) semicarbazide (5.8)

Yield: 16.6 g, 86%, yellowish solid, Mp 167-168°C.

IR (KBr): 3363, 3343, 3295, 3234 (NH), 3007, 2947 (CH), 1666 (C=O) cm^{-1} .

1H NMR (500 MHz, DMSO- d_6): δ = 2.11 (m, 1H, CH₂), 2.31 (m, 1H, CH₂), 3.02 (m, 1H, CH₂), 3.12 (m, 1H, CH₂), 3.27 (m, 2H, CH₂), 4.14 (s, 2H, NH₂), 4.38 (m, 1H, CH), 6.79 (br. s, 1H, NH), 7.18 (s, 1H, NH) ppm.

^{13}C NMR (125 MHz, DMSO- d_6) δ = 29.7, 46.8, 51.4, 56.0, 159.9 ppm.

MS (APCI) m/z [M+H]⁺ calculated for $C_5H_{12}N_3O_3S$ 194.1, found 194.2.

Anal. Calcd. for $C_5H_{11}N_3O_3S$: C, 31.08; H, 5.74; N, 21.75; found C, 31.05; H, 5.78; N, 21.72.

4-(C-(Tetrahydro-furan-2-yl)-methyl) semicarbazide (5.9)

Yield: 12.4g, 78%, yellowish solid, Mp 80-81°C.

IR (KBr): 3309, 3226, 3090 (NH), 2943, 2871 (CH), 1662 (C=O) cm^{-1} .

1H NMR (500 MHz, DMSO- d_6): δ = 1.49 (m, 1H, CH₂), 1.83 (m, 3H, CH₂), 3.03 (m, 1H, CH₂), 3.17 (m, 1H, CH₂), 3.60 (m, 1H, CH₂), 3.80 (m, 2H, CH + CH₂), 4.1 (br. s, 2H, NH₂), 6.32 (s, 1H, NH), 6.97 (s, 1H, NH) ppm.

^{13}C NMR (125 MHz, DMSO- d_6) δ = 25.8, 28.7, 43.4, 67.6, 78.3, 160.7 ppm.

MS (APCI) m/z [M+H]⁺ calculated for $C_6H_{14}N_3O_2$ 160.1, found 160.2.

Anal. Calcd. for $C_6H_{13}N_3O_2$: C, 45.27; H, 8.23; N, 26.40; found C, 45.23; H, 8.30; N, 26.38.

4-(C-Furan-2-yl-methyl) semicarbazide (5.10)

Yield: 11.2 g; 72%, yellowish solid, Mp 88-89°C.

IR (KBr): 3403, 3338, 3217, 3137 (NH), 3082, 2951, 2930 (CH), 1663 (C=O) cm^{-1} .

1H NMR (500 MHz, DMSO- d_6): δ = 4.14(s, 2H, NH₂), 4.23 (d, 3J = 6.0 Hz, 2H, CH₂), 6.19 (m, 1H, Het), 6.37 (m, 1H, Het), 7.01 (m, 1H, NH), 7.09 (m, 1H, NH), 7.55 (s, 1H, Het) ppm.

^{13}C NMR (125 MHz, DMSO- d_6) δ = 36.5, 106.6, 110.8, 142.2, 154.2, 160.4 ppm.

MS (APCI) m/z [M+H]⁺ calculated for $C_6H_{10}N_3O_2$ 156.1, found 156.2.

Anal. Calcd. for $C_6H_9N_3O_2$: C, 46.45; H, 5.85; N, 27.08; found C, 46.41; H, 5.90; N, 27.05.

4-(3-Trifluoromethyl-benzyl) semicarbazide (5.11)

Yield: 18.6 g, 80%, whitish solid, Mp 87-90°C.

IR (KBr): 3395, 3364, 3325, 3244 (NH), 3079, 2957, 2928 (CH), 1668 (C=O) cm^{-1} .

1H NMR (500 MHz, DMSO- d_6): δ = 4.20 (br. s, 2H, NH₂), 4.33 (d, 3J = 6.1 Hz, 2H, CH₂), 7.07 (s, 1H, NH), 7.15 (s, 1H, NH), 7.57 (m, 4H, Ar) ppm.

^{13}C NMR (125 MHz, DMSO- d_6) δ = 42.6, 123.6 (q, $^3J_{C,F}$ = 4.6 Hz), 124.0 (q, $^3J_{C,F}$ = 4.2 Hz), 124.8 (q, $^1J_{C,F}$ = 272 Hz), 129.4 (q, $^2J_{C,F}$ = 33 Hz), 129.6, 131.7, 143.3, 160.8 ppm.

MS (APCI) m/z [M+H]⁺ calculated for $C_9H_{11}F_3N_3O$ 234.1, found 234.2.

Anal. Calcd. for $C_9H_{10}F_3N_3O$: C, 46.36; H, 4.32; N, 18.02; found C, 46.32; H, 4.40; N, 17.97.

N,N-dimethyl semicarbazide (5.12)

Yield: 5.1 g, 49%, white solid, Mp 86-88°C.

IR (KBr): 3424, 3338 (NH), 2936, 2886 (CH), 1641 (C=O) cm^{-1} .

1H NMR (500 MHz, DMSO- d_6): δ = 2.85 (s, 6H, 2CH₃), 3.80 (br. s, 2H, NH₂), 6.28 (br. s, 1H, NH) ppm.

^{13}C NMR (125 MHz, DMSO- d_6) δ = 35.6, 160.3 ppm.

MS (APCI) m/z [M+H]⁺ calculated for $C_3H_{10}N_3O$ 104.1, found 104.2.

Anal. Calcd. for $C_3H_9N_3O$: C, 34.94; H, 8.80; N, 40.75; found C, 34.80; H, 8.92; N, 40.69.

Morpholine-4-carbohydrazide (5.13)

Yield: 5.5 g, 38%, yellowish solid, Mp 121-122°C.

IR (KBr): 3320, 3230 (NH), 2987, 2959, 2933, 2917, 2903, 2864 (CH), 1651 (C=O) cm^{-1} .

1H NMR (500 MHz, DMSO- d_6): δ = 3.25 (m, 4H, 2CH₂), 3.53 (m, 4H, 2CH₂), 3.91 (br. s, 2H, NH₂), 7.71 (br. s, 1H, NH) ppm.

^{13}C NMR (125 MHz, DMSO- d_6) δ = 44.2, 66.4, 160.4 ppm.

MS (APCI) m/z [M+H]⁺ calculated for $C_5H_{12}N_3O_2$ 146.1, found 146.2.

Anal. Calcd. for $C_5H_{12}N_3O_2$: C, 41.37; H, 7.64; N, 28.95; found C, 41.32; H, 7.72; N, 28.90.

Thiomorpholine-4-carbohydrazide (5.14)

Yield: 5.6 g, 35%, white solid, Mp 130-131°C.

IR (KBr): 3340, 3332, 3323, 3237 (NH), 2963, 2921, 2910, 2897 (CH), 1646 (C=O) cm^{-1} .

1H NMR (500 MHz, DMSO- d_6): δ = 2.50 (m, 4H, 2CH₂), 3.57 (m, 4H, 2H₂), 3.92 (br. s, 2H, NH₂), 7.68 (s, 1H, NH) ppm.

^{13}C NMR (125 MHz, DMSO- d_6) δ = 26.6, 46.7, 159.7 ppm.

MS (APCI) m/z [M+H]⁺ calculated for $C_5H_{12}N_3OS$ 162.1, found 162.2.

Anal. Calcd. for $C_5H_{11}N_3OS$: C, 37.25; H, 6.88; N, 26.06; found C, 37.21; H, 6.92; N, 26.03.

4-(4-Dimethylamino-phenyl) semicarbazide (5.15)

Yield: 11.1 g, 57%, beige solid, Mp 141-143°C.

IR (KBr): 3351, 3337, 3232 (NH), 3083, 3045, 2898, 2861 (CH), 1663 (C=O) cm^{-1} .

1H NMR (500 MHz, DMSO- d_6): δ = 2.81 (s, 6H, NMe₂), 4.31 (br. s, 2H, NH₂), 6.66 (d, 3J = 8.8 Hz, 2H, Ar), 7.21 (s, 1H, NH), 7.32 (d, 3J = 8.7 Hz, 2H, Ar), 8.30 (s, 1H, NH) ppm.

^{13}C NMR (125 MHz, DMSO- d_6) δ = 41.3, 113.6, 120.5, 130.5, 146.7, 158.2 ppm.

MS (APCI) m/z [M+H]⁺ calculated for $C_9H_{15}N_4O$ 195.1, found 195.0.

Anal. Calcd. for $C_9H_{14}N_4O$: Elemental Analysis: C, 55.65; H, 7.27; N, 28.85; found C, 55.60; H, 7.33; N, 28.80.

4-(4-(2-Hydroxy-ethyl)-phenyl) semicarbazide (5.16)

Yield: 11.4 g, 53%, white solid, Mp 149-150°C.

IR (KBr): 3364, 3320, 3247 (NH), 3095, 3040, 2945, 2927, 2883, 2858 (CH), 1668 (C=O) cm^{-1} .

1H NMR (500 MHz, DMSO- d_6): δ = 2.66 (t, J = 7.0 Hz, 2H, CH₂), 3.58 (t, J = 6.5 Hz, 2H, CH₂), 4.35 (s, 2H, NH₂), 4.51 (s, 1H, OH), 7.08 (d, 3J = 8.0 Hz, 2H, Ar), 7.35 (s, 1H, NH), 7.41 (d, 3J = 8.2 Hz, 2H, Ar), 8.54 (s, 1H, NH) ppm.

^{13}C NMR (125 MHz, DMSO- d_6) δ = 38.9, 62.9, 118.7, 129.4, 132.9, 138.3, 158.0 ppm.

MS (APCI) m/z [M+H]⁺ calculated for $C_9H_{14}N_3O_2$ 196.1, found 196.2.

Anal. Calcd. for $C_9H_{13}N_3O_2$: C, 55.37; H, 6.71; N, 21.52; found C, 55.32; H, 6.80; N, 21.48.

4-(Benzo[1,3]dioxol-5-yl) semicarbazide (5.17)

Yield: 9.8 g, 50%, brown solid, Mp 163-165°C.

IR (KBr): 3357, 3334, 3222, 3177 (NH), 3088, 3006, 2937, 2909, 2893 (CH), 1681 (C=O) cm^{-1} .

1H NMR (500 MHz, DMSO- d_6): δ = 4.33 (br. s, 2H, NH₂), 5.94 (s, 2H, CH₂), 6.78 (d, 3J = 8.5 Hz, 1H, Ar), 6.88 (d, 3J = 8 Hz, 1H, Ar), 7.28 (s, 1H, Ar), 7.34 (br. s, 1H, NH), 8.54 (s, 1H, NH) ppm.

^{13}C NMR (125 MHz, DMSO- d_6) δ = 101.1, 101.3, 108.4, 111.3, 135.0, 142.1, 147.5, 158.0 ppm.

MS (APCI) m/z [M+H]⁺ calculated for $C_8H_{10}N_3O_3$ 196.1, found 196.2.

Anal. Calcd. for $C_8H_9N_3O_3$: C, 49.23; H, 4.65; N, 21.53; found C, 49.18; H, 4.74; N, 21.45.

N-(4-methoxyphenyl)hydrazinecarboxamide (5.18)

Yield: 9.8 g, 55%, beige solid, Mp 146-148°C.

IR (KBr): 3363, 3356, 3311, 3259 (NH), 3156, 3090, 3036, 3005, 2975, 2835 (CH), 1680 (C=O) cm^{-1} .

1H NMR (500 MHz, DMSO- d_6): δ = 3.70 (s, 3H, OCH₃), 4.32 (br. s, 2H, NH₂), 6.83 (d, 3J = 7 Hz, 2H, Ar), 7.29 (s, 1H, NH), 7.42 (d, 3J = 7 Hz, 2H, Ar), 8.46 (br. s, 1H, NH) ppm.

^{13}C NMR (125 MHz, DMSO- d_6) δ = 55.6, 114.3, 120.4, 133.6, 154.7, 158.1 ppm.

MS (APCI) m/z [M+H]⁺ calculated for $C_8H_{12}N_3O_2$ 182.1, found 182.2.

Anal. Calcd. for $C_8H_{11}N_3O_2$: C, 53.03; H, 6.12; N, 23.19; found C, 52.94; H, 6.26; N, 23.04.

N-(2-Chloro-5-methoxyphenyl)hydrazinecarboxamide (5.19)

Yield: 11.0 g, 51%, whitish solid, Mp 159-161°C.

IR (KBr): 3345, 3319, 3240 (NH), 3117, 3094, 3070, 3037, 2876 (CH), 1675 (C=O) cm^{-1} .

1H NMR (500 MHz, DMSO- d_6): δ = 3.73 (s, 3H, OCH₃), 4.71 (br. s, 2H, NH₂), 6.57 (d, 3J = 7.5 Hz, 1H, Ar), 7.32 (d, 3J = 7.5 Hz, 1H, Ar), 7.92 (s, 1H, Ar), 8.01 (br. s, 1H, NH), 9.15 (br. s, 1H, NH) ppm.

^{13}C NMR (125 MHz, DMSO- d_6) δ = 55.8, 105.2, 108.2, 112.7, 129.7, 137.3, 156.9, 159.0 ppm.

MS (APCI) m/z [M+H]⁺ calculated for $C_9H_{13}ClN_3O_3$ 246.1, found 246.0.

Anal. Calcd. for $C_9H_{12}ClN_3O_3$: C, 44.00; H, 4.92; N, 17.10; found C, 43.95; H, 5.05; N, 17.02.

N-(4-Chloro-2,5-dimethoxyphenyl)hydrazinecarboxamide (5.20)

Yield: 12.3 g, 50%, whitish solid, Mp 168-170°C.

IR (KBr): 3347, 3304, 3275 (NH), 3110, 3001, 2963, 2936 (CH), 1688, 1652 (C=O) cm^{-1} .

1H NMR (500 MHz, DMSO- d_6): δ = 3.77 (s, 3H, OCH₃), 3.83 (s, 3H, OCH₃), 4.60 (br. s, 2H, NH₂), 7.06 (s, 1H, Ar), 7.78 (s, 1H, NH), 8.16 (s, 1H, Ar), 8.95 (br. s, 1H, NH) ppm.

^{13}C NMR (125 MHz, DMSO- d_6) δ = 56.8, 57.0, 103.3, 112.2, 112.9, 129.2, 142.0, 149.0, 157.2 ppm.

MS (APCI) m/z [M+H]⁺ calculated for $C_8H_{11}ClN_3O_2$ 216.1, found 216.0.

Anal. Calcd. for $C_8H_{10}ClN_3O_2$: C, 44.00; H, 4.92; N, 17.10; found C, 43.95; H, 5.05; N, 17.02.

N-(3-Chlorophenyl)hydrazinecarboxamide (5.21)

Yield: 9.6 g, 52%, whitish solid, Mp 107-109°C.

IR (KBr): 3358, 3225 (NH), 3096, 2962, 2940, 2909, 2829 (CH), 1679 (C=O) cm^{-1} .

1H NMR (500 MHz, DMSO- d_6): δ = 4.40 (br. s, 2H, NH₂), 6.95 (d, 3J = 7.5 Hz, 1H, Ar), 7.24 (dd, 3J = 7.5 Hz, 3J = 5.5 Hz, 1H, Ar), 7.41 (d, 3J = 5.5 Hz, 1H, Ar), 7.56 (br. s, 1H, NH), 7.81 (s, 1H, Ar), 8.85 (s, 1H, NH) ppm.

^{13}C NMR (125 MHz, DMSO- d_6) δ = 117.1, 118.0, 121.4, 130.6, 133.5, 142.1, 157.7 ppm.

MS (APCI) m/z $[M+H]^+$ calculated for $C_7H_8ClN_3O$ 186.0, found 186.0.

Anal. Calcd. for $C_7H_7ClN_3O$: C, 44.56; H, 4.67; N, 19.49; found C, 44.50; H, 4.75; N, 19.44.

N-(4-bromo-2-chlorophenyl)hydrazinecarboxamide (5.22)

Yield: 14.5 g, 55%, white solid, Mp 130-131°C.

IR (KBr): 3364, 3332, 3220 (NH), 3103, 3046, 2913 (CH), 1702 (C=O) cm^{-1} .

MS (APCI) m/z $[M+H]^+$ calculated for $C_7H_8BrClN_3O$ 264.0, found 264.0.

1H NMR (500 MHz, DMSO- d_6): δ = 4.73 (br. s, 2H, NH₂), 7.46 (d, 3J = 9 Hz, 1H, Ar), 7.67 (s, 1H, NH), 7.98 (s, 1H, Ar), 8.28 (m, 1H, Ar), 9.18 (br. s, 1H, NH) ppm.

^{13}C NMR (125 MHz, DMSO- d_6) δ = 113.1, 120.8, 122.3, 131.1, 131.4, 136.2, 156.8 ppm.

Anal. Calcd. for $C_7H_7BrClN_3O$: C, 31.79; H, 2.67; N, 15.89; found C, 31.71; H, 2.77; N, 15.82.

N-(4-(methylsulfonyl)phenyl)hydrazinecarboxamide (5.23)

Yield: 11.9 g, 52%, white solid, Mp 104-106°C.

IR (KBr): 3376, 3364, 3260 (NH), 3020, 3003, 2925 (CH), 1684 (C=O) cm^{-1} .

1H NMR (500 MHz, DMSO- d_6): δ = 3.14 (s, 3H, CH₃SO₂), 4.45 (br. s, 2H, NH₂), 7.71 (m, 5H, Ar+NH), 9.15 (s, 1H, NH) ppm.

^{13}C NMR (125 MHz, DMSO- d_6) δ = 117.2, 130.5, 143.1, 158.0, 170.3 ppm.

MS (APCI) m/z $[M+H]^+$ calculated for $C_8H_{12}N_3O_3S$ 230.1, found 230.2.

Anal. Calcd. for $C_8H_{11}N_3O_3S$: C, 41.91; H, 4.84; N, 18.33; found C, 41.85; H, 4.90; N, 18.24.

4-(4-Carboxy-phenyl) semicarbazide (5.24)

Yield: 10.7 g, 55%, whitish solid, Mp 198-200°C.

IR (KBr): 3336, 3288, 3223 (NH), 3044, 2884 (CH), 1677 (C=O) cm^{-1} .

1H NMR (500 MHz, DMSO- d_6): δ = 5.5-6.7 (s, 3H, NH₂ + COOH), 7.55 (d, 3J = 8.0 Hz, 2H, Ar), 7.83 (d, 3J = 8.0 Hz, 2H, Ar), 8.0 – 8.7 (m, 1H, NH), 9.0 – 10.0 (s, 1H, NH) ppm.

^{13}C NMR (125 MHz, DMSO- d_6) δ = 44.5, 118.2, 128.5, 130.1, 145.3, 157.4 ppm.

MS (APCI) m/z $[M+H]^+$ calculated for $C_8H_{10}N_3O_3$ 196.2, found 196.1.

Anal. Calcd. for $C_8H_9N_3O_3$: C, 49.23; H, 4.65; N, 21.53; found C, 49.20; H, 4.70; N, 21.50.

N,N-diphenyl semicarbazide (5.25)

Yield: 8.9 g, 39%, yellowish solid, Mp 141-143°C.

IR (KBr): 3318, 3281, 3220 (NH), 3090, 3058, 3010 (CH), 1672 (C=O) cm^{-1} .

1H NMR (500 MHz, DMSO- d_6): δ = 4.42 (br. s, 8H, NH+NH₂+H₂O), 7.16 (m, 6H, Ar), 7.34 (m, 4H, Ar) ppm.

^{13}C NMR (APT, 125 MHz, CDCl₃- d_6): δ = 125.9, 127.4, 129.5, 143.6, 158.8 ppm.

MS (APCI) m/z $[M+H]^+$ calculated for $C_{13}H_{14}N_3O$ 228.3, found 228.2.

Anal. Calcd. for $C_{13}H_{13}N_3O$: C, 68.70; H, 5.77; N, 18.49; found C, 68.65; H, 5.85; N, 18.42.

Notes and references

^a Enamine Ltd., 23 Matrosova Street, Kyiv, 01103, Ukraine.

^b ChemBioCenter, Kyiv National Taras Shevchenko University, 61 Chervonotkatska Street, Kyiv, 02094, Ukraine.

^c Department of Chemistry, Kyiv National Taras Shevchenko University, 64 Volodymyrska Street, Kyiv, 01601, Ukraine.

^d The Institute of High Technologies, Kyiv National Taras Shevchenko University, 4 Glushkov Street, Building 5, Kyiv, 03187, Ukraine.

* E-mail: ysmoroz@mail.enamine.net;

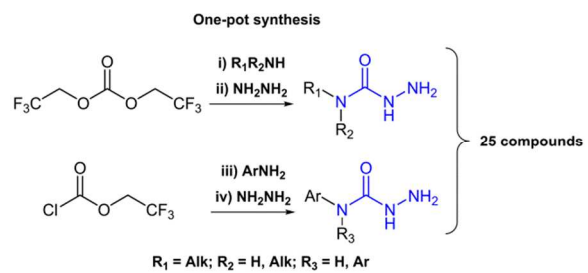
Pavel.Mykhailiuk@mail.enamine.net; Pavel.Mykhailiuk@gmail.com.

Electronic Supplementary Information (ESI) available: 1H and ^{13}C NMR spectra of the synthesized compounds. See DOI: 10.1039/b000000x/

- H. Beraldo and D. Gambino, *Mini Rev. Med. Chem.*, 2004, **4**, 31–39.
- S. F. Asghar, K. A. Yasin, and S. Aziz, *Nat. Prod. Res.*, 2010, **24**, 315–325.
- I. Perković, S. Tršinar, J. Žanetić, M. Kralj, I. Martin-Kleiner, J. Balzarini, D. Hadjipavlou-Litina, A. M. Katsori, and B. Zorc, *J. Enzyme Inhib. Med. Chem.*, 2013, **28**, 601–610.
- A. Gaulton, L. J. Bellis, A. P. Bento, J. Chambers, M. Davies, A. Hersey, Y. Light, S. McGlinchey, D. Michalovich, B. Al-Lazikani, and J. P. Overington, *Nucleic Acids Res.*, 2012, **40**, D1100–D1107.
- C. MacBean, Ed., *The Pesticide Manual*, BCPC, 16th edn., 2012.
- K. Ichimori, D. J. Stuehr, R. N. Atkinson, and S. B. King, *J. Med. Chem.*, 1999, **42**, 1842–1848.
- K. K. Adkison, D. G. Barrett, D. N. Deaton, R. T. Gampe, A. M. Hassell, S. T. Long, R. B. McFadyen, A. B. Miller, L. R. Miller, J. A. Payne, L. M. Shewchuk, K. J. Wells-Knecht, D. H. Willard, and L. L. Wright, *Bioorg. Med. Chem. Lett.*, 2006, **16**, 978–983.
- R. Soliman and S. A. S. Darwish, *J. Med. Chem.*, 1983, **26**, 1659–1663.
- M. W. Beukers, M. J. Wanner, J. K. Von Frijtag Drabbe Künzel, E. C. Klaasse, A. P. IJzerman, and G.-J. Koomen, *J. Med. Chem.*, 2003, **46**, 1492–1503.
- H. Huang, Q. Chen, X. Ku, L. Meng, L. Lin, X. Wang, C. Zhu, Y. Wang, Z. Chen, M. Li, H. Jiang, K. Chen, J. Ding, and H. Liu, *J. Med. Chem.*, 2010, **53**, 3048–3064.
- M. V. Vovk, N. V. Mel'nichenko, V. A. Chornous, and M. K. Bratenko, *Russ. J. Org. Chem.*, 2001, **37**, 1747–1752.
- J. G. Zeevaart, L. Wang, V. V. Thakur, C. S. Leung, J. Tirado-Rives, C. M. Bailey, R. A. Damaoal, K. S. Anderson, and W. L. Jorgensen, *J. Am. Chem. Soc.*, 2008, **130**, 9492–9.
- G. D. Probst, S. Bowers, J. M. Sealy, A. P. Truong, R. K. Hom, R. A. Galemno, A. W. Konradi, H. L. Sham, D. A. Quincy, H. Pan, N. Yao, M. Lin, G. Tóth, D. R. Artis, W. Zmolek, K. Wong, A. Qin, C. Lorentzen, D. F. Nakamura, K. P. Quinn, J.-M. Sauer, K. Powell, L. Ruslim, S. Wright, D. Chereau, Z. Ren, J. P. Anderson, F. Bard, T. A. Yednock, and I. Griswold-Prenner, *Bioorg. Med. Chem. Lett.*, 2011, **21**, 315–9.
- P. V. R. Schleyer, D. Lenoir, R. Glaser, and P. Mison, *J. Org. Chem.*, 1971, **36**, 1821–1826.

15. R. Ohme and H. Preuschhof, *J. fuer Prakt. Chemie*, 1971, **313**, 626–635.
16. J. D. Chanley, S. Kalichstein, and E. M. Gindler, *J. Am. Chem. Soc.*, 1953, **75**, 5113–5114.
17. C. Sheng, X. Che, W. Wang, S. Wang, Y. Cao, Z. Miao, J. Yao, and W. Zhang, *Eur. J. Med. Chem.*, 2011, **46**, 5276–5282.
18. M. N. Aboul-Enein, A. A. El-Azzouny, M. I. Attia, Y. A. Maklad, K. M. Amin, M. Abdel-Rehim, and M. F. El-Behairy, *Eur. J. Med. Chem.*, 2012, **47**, 360–369.
19. H. Rajak, R. Deshmukh, R. Veerasamy, A. K. Sharma, P. Mishra, and M. D. Kharya, *Bioorg. Med. Chem. Lett.*, 2010, **20**, 4168–4172.
20. S. Pardeshi and V. D. Bobade, *Bioorg. Med. Chem. Lett.*, 2011, **21**, 6559–6562.
21. B. Qi, H. Tao, D. Wu, J. Bai, Y. Shi, and P. Gong, *Arch. Pharm. (Weinheim)*, 2013, **346**, 596–609.
22. H. Cerecetto, R. Di Maio, G. Ibarriuri, G. Seoane, A. Denicola, G. Peluffo, C. Quijano, and M. Paulino, *Farm.*, 1998, **53**, 89–94.
23. M. K. Abdel-Hamid, A. A. Abdel-Hafez, N. A. El-Koussi, N. M. Mahfouz, A. Innocenti, and C. T. Supuran, *Bioorg. Med. Chem.*, 2007, **15**, 6975–84.
24. A. Chipeleme, J. Gut, P. J. Rosenthal, and K. Chibale, *Bioorg. Med. Chem.*, 2007, **15**, 273–282.
25. P. Yogeewari, J. V. Ragavendran, D. Sriram, Y. Nageswari, R. Kavva, N. Sreevatsan, K. Vanitha, and J. Stables, *J. Med. Chem.*, 2007, **50**, 2459–67.
26. O. Seitz, A. Gerpe, I. Odreman-Nuñez, P. Draper, L. Boiani, J. A. Urbina, M. González, and H. Cerecetto, *Bioorg. Med. Chem.*, 2008, **16**, 569–577.
27. D. A. Wicks and Z. W. Wicks, *Prog. Org. Coatings*, 1999, **36**, 148–172.
28. E. Delebecq, J.-P. Pascault, B. Boutevin, and F. Ganachaud, *Chem. Rev.*, 2013, **113**, 80–118.
29. I. De Aguirre and J. Collot, *Bull. des Sociétés Chim. Belges*, 1989, **98**, 19–30.
30. A. V. Bogolubsky, Y. S. Moroz, P. K. Mykhailiuk, D. S. Granat, S. E. Pipko, A. I. Konovets, R. Doroschuk, and A. Tolmachev, *ACS Comb. Sci.*, 2014, **16**, 303–8.
31. A. V. Bogolubsky, S. V. Ryabukhin, S. E. Pipko, O. Lukin, A. Shivanyuk, D. Mykytenko, and A. Tolmachev, *Tetrahedron*, 2011, **67**, 3619–3623.
32. S. Azad, K. Kumamoto, K. Uegaki, Y. Ichikawa, and H. Kotsuki, *Tetrahedron Lett.*, 2006, **47**, 587–590.
33. F. Saliu and B. Rindone, *Tetrahedron Lett.*, 2010, **51**, 6301–6304.

TOC graphics



Simple one-pot approach to 4-substituted semicarbazides allowed to synthesized a 25 member library.