

# RSC Advances



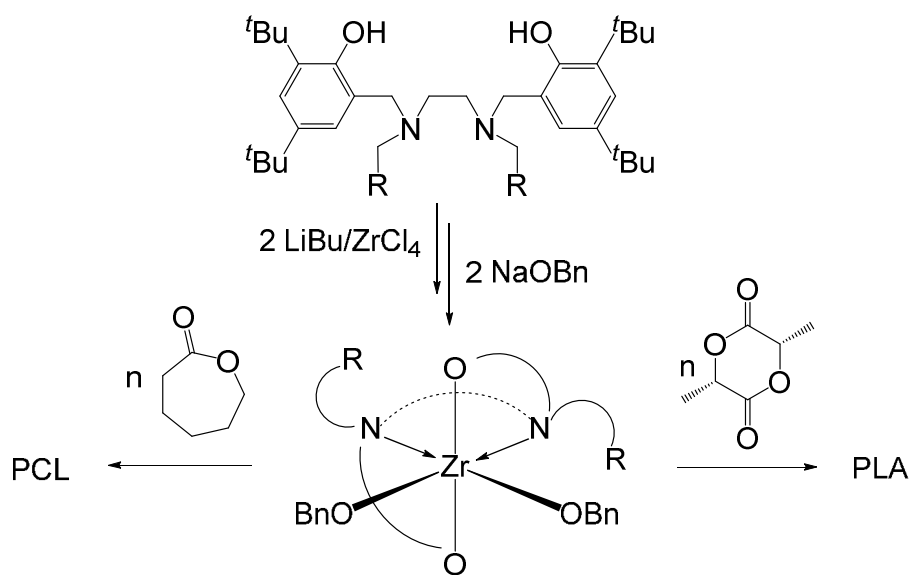
This is an *Accepted Manuscript*, which has been through the Royal Society of Chemistry peer review process and has been accepted for publication.

*Accepted Manuscripts* are published online shortly after acceptance, before technical editing, formatting and proof reading. Using this free service, authors can make their results available to the community, in citable form, before we publish the edited article. This *Accepted Manuscript* will be replaced by the edited, formatted and paginated article as soon as this is available.

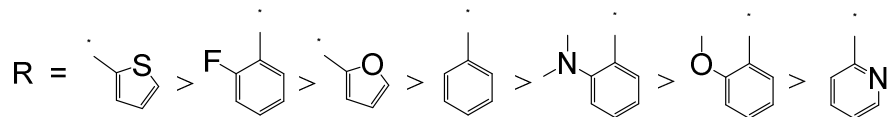
You can find more information about *Accepted Manuscripts* in the [Information for Authors](#).

Please note that technical editing may introduce minor changes to the text and/or graphics, which may alter content. The journal's standard [Terms & Conditions](#) and the [Ethical guidelines](#) still apply. In no event shall the Royal Society of Chemistry be held responsible for any errors or omissions in this *Accepted Manuscript* or any consequences arising from the use of any information it contains.

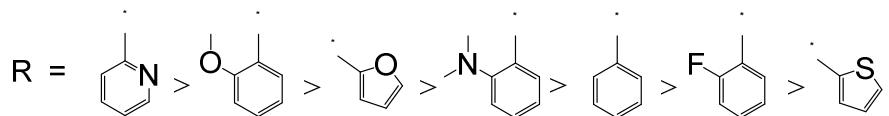
## Graphical abstract



## The trend of CL polymerization activity



## The trend of LA polymerization activity



## Comparative Study of Ring-Opening Polymerization of *L*-Lactide and $\epsilon$ -Caprolactone Using Zirconium Hexadentate Bis(aminophenolate) Complexes as Catalysts

Hsiu-Wei Ou,<sup>a</sup> Michael Y. Chiang,<sup>a, b</sup> Jaya Kishore Vandavasi,<sup>a</sup> Wei-Yi Lu,<sup>a</sup> Yen-Jen Chen,<sup>a</sup> Hsi-Ching Tseng,<sup>a</sup> Yi-Chun Lai,<sup>a</sup> Hsuan-Ying Chen\*<sup>a</sup>

<sup>a</sup>*Department of Medicinal and Applied Chemistry, Kaohsiung Medical University, Kaohsiung 80708, Taiwan, R.O.C.*

<sup>b</sup>*Department of Chemistry, National Sun Yat-sen University, Kaohsiung, Taiwan, 80424, R.O.C.*

### Abstract

A series of zirconium bis(aminophenolate) complexes as catalysts for the ring opening polymerization of *L*-lactide (LA) and  $\epsilon$ -caprolactone (CL) were investigated. Ligands bearing various chelating groups have profound influence on the catalysis results. Among them, the thiophen-2-yl methyl group showed the greatest activity while the pyridine-2-yl methyl group showed the worst performance with regard to the rate of CL polymerization. However, the trend was reversed for the rate of LA polymerization. The kinetic results indicated a first-order dependency on [CL] and [LA]. However, the order of the catalyst concentration was different. Polymerization proceeded with second-order dependence on [ $\text{L}^{\text{OMe}}\text{Zr}(\text{OBn})_2$ ] for CL but with first-order dependence on [ $\text{L}^{\text{OMe}}\text{Zr}(\text{OBn})_2$ ] for LA.

Keywords: Zirconium complex,  $\epsilon$ -Caprolactone, *L*-Lactide, Ring-opening polymerization

---

\* Corresponding Author: Hsuan-Ying Chen, E-mail: [hchen@kmu.edu.tw](mailto:hchen@kmu.edu.tw)  
Tel.: +886-7-3121101-2585, Fax: +886-7-3125339

### Introduction

Poly(lactide) (PLA), poly( $\epsilon$ -caprolactone) (PCL), and their copolymers are applied in a wide range of fields<sup>1</sup> due to their biodegradability, biocompatibility, and permeability. The most common method used for the synthesis of PLA and PCL is ring-opening polymerization (ROP). Most metal complexes<sup>2</sup> have been used as the catalysts for the ROP of cycloester. However, the use of catalysts of low cytotoxicity is essential for materials with medicinal applications. Zirconium complexes are also commonly used as catalysts for ROP due to the inexpensive precursors and high oxidation state

associated with polyanionic ligands. Figure 1 presents a series of multi-dentate ligands of zirconium complexes used for ROP of cycloester.

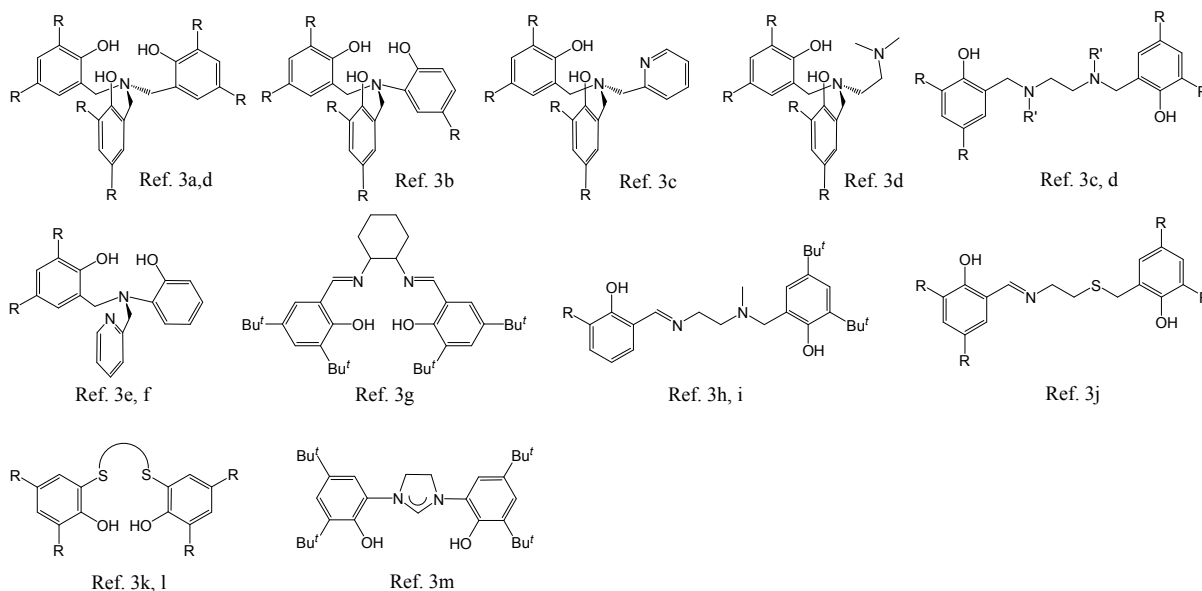


Figure 1 Multi-dentate ligands applied to the synthesis of zirconium complexes

Among these, salen<sup>3g</sup>, salan<sup>3c, d</sup> and salalen<sup>3h, i</sup> type (i.e. bis(iminophenol)) ligands are the most commonly used due to the ease of diverse modification on the moiety between the two nitrogen atoms<sup>4</sup>. The previous studies usually involved up to three or four dentate ligands around the metal. Never has hexadentate ligand been applied to the synthesis of zirconium complex.

In 2010 and 2012, Sun<sup>3e</sup> and Okuda<sup>3k</sup> reported zirconium complexes with an eight-coordinate metal center that included two tetradentate ligands and two OSSO bis(phenolate) ligands, respectively, which demonstrated outstanding polymerization activity for *meso*-lactide. These findings inspired us to design a series LZr(OR)<sub>2</sub> complexes bearing hexadentate salan ligands for catalytic studies. ROP catalysis is favored by reducing the bond strength of Zr-OR bond which is usually strong due to the high oxidation state of Zr(IV) ion. Multi-dentate ligands can donate electrons to metal through coordination, thereby weakening the metal-alkoxide bond.<sup>5</sup> On the other hand, however, the pendant atoms on the hexadentate ligands is in direct competition with monomers which may result in a decreased polymerization rate. The difficulty is in identifying suitable pendant atoms that are capable of minimizing the competition with monomers by forming a labile coordination with Zr center. Herein, we report the syntheses of a series of hexadentate salan

ligands, their associated kinetic studies, and their applications in ROP catalysis.

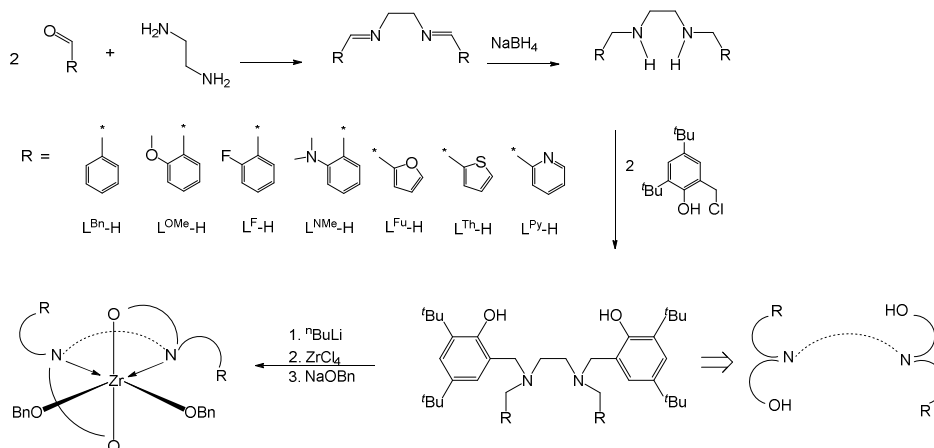


Figure 2 Synthesis of bis(aminophenol) ligands and their Zr complexes

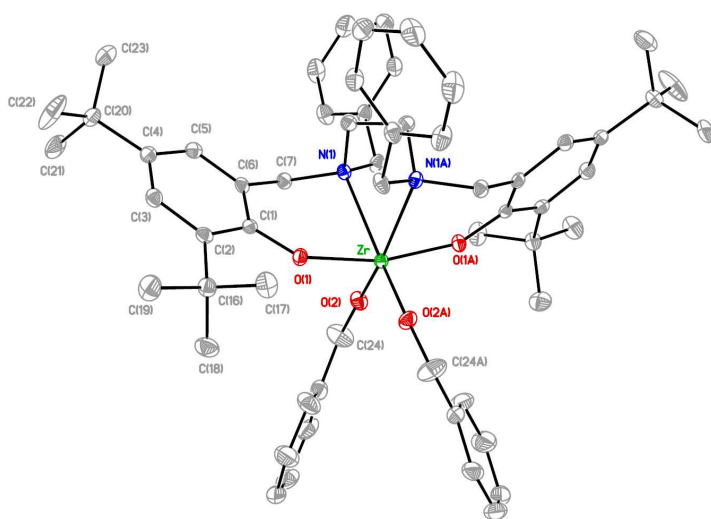


Figure 3 Molecular structure of complex  $\text{L}^{\text{Bn}}\text{Zr(OBn)}_2$  shown with 20% probability ellipsoids.

CCDC deposition number: 1019663 (all of the hydrogen atoms were omitted for clarity)

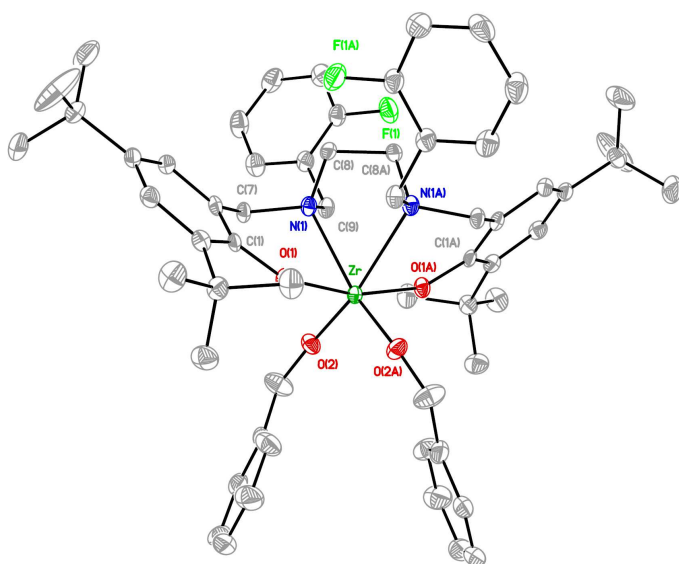


Figure 4 Molecular structure of complex  $L^F Zr(OBn)_2$  shown with 20% probability ellipsoids.

CCDC deposition number: 1019661 (all of the hydrogen atoms were omitted for clarity)

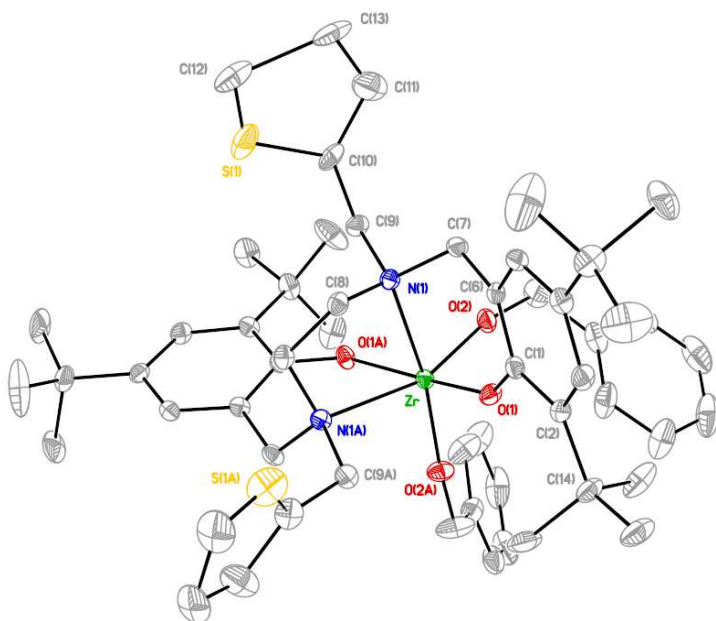


Figure 5 Molecular structure of complex  $L^{Th} Zr(OBn)_2$  shown with 20% probability ellipsoids.

CCDC deposition number: 1019662 (all of the hydrogen atoms were omitted for clarity)

## Results and Discussion

### Synthesis and Characterization of Zr Complexes.

Arylaldehydes and ethyldiamine were condensed to produce diimines. Further reduction using  $NaBH_4$  followed by reaction with 2,4-di-*tert*-butyl-6-(chloromethyl)phenol offered a series of

hexadentate salan ligands. All ligands were reacted with two equivalents of *n*-butyllithium in THF to produce a moderate yield of lithium compounds. These lithium complexes were then reacted with ZrCl<sub>4</sub> to form zirconium dichloride complexes. Subsequent reaction with sodium benzyl alkoxide gave zirconium dibenzyl alkoxide complexes (Figure 2). The structures of the final complexes were confirmed according to their <sup>1</sup>H and <sup>13</sup>C NMR spectra, elemental analyses, and X-ray crystallographic analyses. The X-ray structure of **L<sup>Bn</sup>Zr(OBn)<sub>2</sub>** (Figure 3) reveals that the zirconium complex is neutral, displaying two *cis* benzyl alkoxide and two *trans* phenolate groups (*α-cis* form). The axial angle of O(1)-Zr-O(1A) is 165.50(8)° and the equatorial angles between N(1)-Zr-N(1A), O(2)-Zr-N(1), and O(2)-Zr-O(2A) are 71.85(8), 91.87(6), and 105.88(9)°, respectively. The distances between the Zr atom and O(1), O(2), and N(1) are 2.0401(13), 1.9379(15), and 2.4684(17) Å, respectively, confirming that the structure is distorted from an ideal octahedral geometry. Moreover, the angles of C(24)-O(2)-Zr was 168.36(15)° with a strong  $\pi$  characteristic between zirconium and oxygen of benzyl alkoxide, which can be attributed to reduced bonding distance between the zirconium and oxygen of benzyl alkoxide. The X-ray structure of **L<sup>F</sup>Zr(OBn)<sub>2</sub>** (Figure 4) and **L<sup>Th</sup>Zr(OBn)<sub>2</sub>** (Figure 5) present a geometry similar to that of **L<sup>Bn</sup>Zr(OBn)<sub>2</sub>**. In **L<sup>F</sup>Zr(OBn)<sub>2</sub>**, the axial angles of O(1)-Zr-O(1A) is 165.64(15)° and the equatorial angles for N(1)-Zr-N(1A), O(2)-Zr-N(1), and O(2)-Zr-O(2A) are 72.28(14), 95.88(10), and 106.61(16)°, respectively. The distances between the Zr atom and O(1), O(2), and N(1) are 2.039(2), 1.942(2), and 2.472(3) Å, respectively, confirming that the structure was distorted from an ideal octahedral geometry. The angles of C(24)-O(2)-Zr is 168.8(3)°. In **L<sup>Th</sup>Zr(OBn)<sub>2</sub>**, the axial angles of O(1)-Zr-O(1A) is 164.69(8)° and the equatorial angles for N(1)-Zr-N(1A), O(2)-Zr-N(1), and O(2)-Zr-O(2A) are 72.41(8), 91.56(6), and 105.84(9)°, respectively. The distances between the Zr atom and O(1), O(2), and N(1) are 2.0408(14), 1.9391(14), and 2.4644(17) Å, respectively. Finally, the angles for C(22)-O(2)-Zr is 167.71(15)°.

#### Polymerization of $\epsilon$ -caprolactone and *L*-Lactide.

We investigated the polymerizations of  $\epsilon$ -caprolactone (CL) and *L*-lactide (LA) using

zirconium complexes as initiators in toluene under nitrogen at 100 °C (Table 1). In Table 1, entries 1-7 for CL polymerization ( $[CL]/[Cat.] = 200$ ),  $L^F Zr(OBn)_2$ ,  $L^{Th} Zr(OBn)_2$ , and  $L^{Bn} Zr(OBn)_2$ , (entries 1-3) showed greater activity than others and  $L^{Py} Zr(OBn)_2$  (entry 7) was least efficient. Their ability of polymer control was efficient with a limited polydispersity index (PDI) (PDI = 1.09 ~ 1.21) and anticipated molecular weight when two benzyl alkoxide were used as initiators. As shown in Table 1 (entries 8-14) for LA polymerization ( $[LA]/[Cat.] = 200$ ),  $L^{Fu} Zr(OBn)_2$ ,  $L^{OMe} Zr(OBn)_2$ , and  $L^{Py} Zr(OBn)_2$  (entries 8-10) showed the greater activity and  $L^{Th} Zr(OBn)_2$  (entry 14) was the least active catalyst. The  $M_{n(NMR)}$  of PLA catalyzed using  $L^{Fu} Zr(OBn)_2$ ,  $L^{Py} Zr(OBn)_2$ , and  $L^{Bn} Zr(OBn)_2$  was inconsistent with  $M_{n(GPC)}$ , perhaps due to the fact that transesterification was initiated by the catalysts for LA polymerization. Moreover, these Zr complexes appeared more active in the polymerization of CL than in the polymerization of LA. This trend is opposite to that of our previous findings related to Ti complexes.<sup>4</sup>

Table 1. Polymerization of CL and LA using each of the Zr complexes as an initiator at 100 °C.

Entry	Catalyst	Time(h)	Conv. <sup>a</sup>	$M_{n(Cal)}^b$	$M_{n(NMR)}^a$	$M_{n(GPC)}^c$	PDI <sup>c</sup>
<b>LZr(OBn)<sub>2</sub></b>							
1 <sup>d</sup>	$L^F$	4	99 %	11400	11000	11300	1.17
2 <sup>d</sup>	$L^{Th}$	4	99 %	10600	11800	11200	1.12
3 <sup>d</sup>	$L^{Fu}$	4	99 %	11400	10900	15600	1.18
4 <sup>d</sup>	$L^{Bn}$	4	82 %	9500	11200	9300	1.09
5 <sup>d</sup>	$L^{NMe_2}$	4	74 %	8500	11200	9100	1.16
6 <sup>d</sup>	$L^{OMe}$	4	54 %	6300	10400	9000	1.21
7 <sup>d</sup>	$L^{Py}$	4	42 %	4900	6700	4900	1.12
8 <sup>e</sup>	$L^{Fu}$	48	89 %	12900	12500	5200	1.42
9 <sup>e</sup>	$L^{OMe}$	48	84 %	9700	9600	8000	1.02
10 <sup>e</sup>	$L^{Py}$	48	85 %	9800	15400	7300	1.12
11 <sup>e</sup>	$L^{NMe_2}$	48	75 %	9600	9800	7500	1.07
12 <sup>e</sup>	$L^F$	48	74 %	8500	11000	12700	1.03
13 <sup>e</sup>	$L^{Bn}$	48	69 %	8000	8300	13000	1.06
14 <sup>e</sup>	$L^{Th}$	48	53 %	7700	8400	10400	1.03

<sup>a</sup> Obtained from <sup>1</sup>H NMR analysis. <sup>b</sup> Calculated from the molecular weight of monomer x [monomer]<sub>0</sub> / 2[Cat]<sub>0</sub> x conversion yield + Mw(OBn). <sup>c</sup>

Obtained from GPC analysis and calibration based on the polystyrene standard. Values in parentheses are the values obtained from GPC times 0.58 for PLA and 0.56 for PCL. <sup>d</sup> Reaction condition: toluene (2 mL), [CL] = 5.0 M, [CL] : [Cat] = 200 : 1. <sup>e</sup> Reaction condition: toluene (2 mL), [LA] = 5.0 M, [LA] : [Cat] = 200 : 1.



To elucidate the catalytic behavior of these zirconium complexes involved in the polymerization of CL and LA, we conducted kinetic studies to determine the  $k_{\text{obs}}$  (Table 2, Figures S1-S2, and Tables S1-S2). In Table 2, the trend of the activity of zirconium complexes with regard to polymerization in  $\text{CDCl}_3$  are similar to the trends observed in the polymerization activity in Table 1. However, the zirconium complexes used for polymerization in CL and LA presented precisely the opposite results. For example, the order of CL polymerization is  $\text{L}^{\text{Th}}\text{Zr}(\text{OBn})_2 > \text{L}^{\text{F}}\text{Zr}(\text{OBn})_2 \cong \text{L}^{\text{Fu}}\text{Zr}(\text{OBn})_2 > \text{L}^{\text{Bn}}\text{Zr}(\text{OBn})_2 > \text{L}^{\text{NMe}_2}\text{Zr}(\text{OBn})_2 > \text{L}^{\text{OMe}}\text{Zr}(\text{OBn})_2 \cong \text{L}^{\text{Py}}\text{Zr}(\text{OBn})_2$ , whereas the order of LA polymerization is  $\text{L}^{\text{Py}}\text{Zr}(\text{OBn})_2 > \text{L}^{\text{OMe}}\text{Zr}(\text{OBn})_2 > \text{L}^{\text{Fu}}\text{Zr}(\text{OBn})_2 > \text{L}^{\text{NMe}_2}\text{Zr}(\text{OBn})_2 > \text{L}^{\text{Bn}}\text{Zr}(\text{OBn})_2 > \text{L}^{\text{F}}\text{Zr}(\text{OBn})_2 > \text{L}^{\text{Th}}\text{Zr}(\text{OBn})_2$ . The differences between CL and LA are that the size of LA exceeds that of CL and the dipole moment of CL exceeds that of LA. Nevertheless it is difficult to explain the results according to these properties of CL and LA.

Table 2. Kinetic study of polymerization of  $\epsilon$ -caprolactone and *L*-lactide using each of the Zr complexes as an initiator in a sealed NMR tube in  $\text{CDCl}_3$

Catalyst	$\text{CDCl}_3$			
	CL		LA	
Entry	$k_{\text{obs}}$	ranking	$k_{\text{obs}}$	ranking
$\text{L}^{\text{Th}}$	0.1162 (35)	1	0.0265 (12)	7
$\text{L}^{\text{F}}$	0.0989 (67)	2	0.0281 (17)	6
$\text{L}^{\text{Fu}}$	0.0916 (73)	3	0.3238 (153)	3
$\text{L}^{\text{Bn}}$	0.0662 (18)	4	0.0297 (15)	5
$\text{L}^{\text{NMe}_2}$	0.0424 (16)	5	0.0337 (15)	4
$\text{L}^{\text{OMe}}$	0.0282 (10)	6	0.3264 (85)	2
$\text{L}^{\text{Py}}$	0.0202 (3)	7	1.1741 (363)	1

### Kinetic Study of the Polymerization of CL and LA catalyzed using $\text{L}^{\text{OMe}}\text{Zr}(\text{OBn})_2$

To rationalize our results related to the catalytic activity of these zirconium complexes in the polymerization of CL and LA, we conducted kinetic studies to establish the reaction order for

monomer and catalysts. The experiments were performed using a ratio of  $[M]_0/[L^{OMe}Zr(OBn)_2]$  ( $[CL] = 0.2$  M in 5 mL  $CH_2Cl_2$  at room temperature and  $[LA] = 1.25$  M in 1 mL  $CDCl_3$  at 100 °C) as shown in Tables S5, S6, and Figures S5, S6, S7, and S8. Preliminary results indicate a first-order dependency on monomer ( $[CL]$  or  $[LA]$ ) (Figure S5 and S7). By plotting  $\ln k_{obs}$  vs.  $\ln [L^{OMe}Zr(OBn)_2]$ , we obtained an order of 2.17 for  $[L^{OMe}Zr(OBn)_2]$ ,  $k_p$  (propagation) values of 0.0015 for CL polymerization (Figures S6). By plotting  $k_{obs}$  vs.  $[L^{OMe}Zr(OBn)_2]$  under the assumption that the order of  $[L^{OMe}Zr(OBn)_2]$  was 1, we obtained  $k_p$  values of 1.6632 for LA polymerization (Figures S6). The polymerization of CL and LA using  $L^{OMe}Zr(OBn)_2$  demonstrated the following rate law:

$$d[CL]/dt = 0.0015 \times [L^{OMe}Zr(O^iPr)_2]^{2.17} [CL]^1$$

$$d[LA]/dt = 1.6632 \times [L^{OMe}Zr(O^iPr)_2]^1 [LA]^1$$

Formulating an appropriate mechanism to explain the polymerization of CL and LA in accordance with the above kinetic data was challenging. It was necessary to rationalize the mechanism on the basis of the results observed during the catalytic activity of zirconium complexes in the polymerization of CL and LA. The order of  $[L^{OMe}Zr(OBn)_2]$  is 2.17 for CL and 1 for LA. Therefore, one possible mechanism underlying CL polymerization would entail dinucleon<sup>8</sup> from  $L^{OMe}Zr(OBn)_2$  aggregation acting as the real active species. In LA polymerization, this would imply the mononuclear form of  $L^{OMe}Zr(OBn)_2$ . In addition, CL and LA polymerizations using zirconium complexes as catalysts requires no induction period, unlike the previously reported case with titanium complexes.<sup>4</sup> One reason for this may be that the zirconium complexes with a six-coordinate metal center do not have to transform into other species in order to be coordinated with CL or LA since the maximum coordination number of Zr ion is eight.

## Conclusions

This study synthesized a series of zirconium complexes bearing salan ligands to catalyze the polymerization of CL and LA. The polymerization rate of CL and LA showed opposing trends, according to the pendent group. Among the zirconium complexes, the thiophen-2-yl methyl group

was most effective in enhancing the polymerization rate of CL, whereas the pyridine-2-ylmethyl group was most effective in polymerization of LA. Kinetic studies indicated a first-order dependency on [CL] and [LA] respectively. Polymerization proceeded with second-order dependence on  $[L^{OMe}Zr(OBn)_2]$  for CL but with first-order dependence on  $[L^{OMe}Zr(OBn)_2]$  for LA. These results revealed that the chelating groups influenced the polymerization activity of zirconium complexes. However, the effect of chelation differ between CL and LA polymerization.

### Experimental Section

Standard Schlenk techniques and a N<sub>2</sub>-filled glovebox were used throughout the isolation and treatment of all compounds. Solvents,  $\epsilon$ -caprolactone, *L*-lactide, and deuterated solvents were purified prior to use. 2,4-Di-*tert*-butylphenol, sodium borohydride, formaldehyde (37 wt% sol. in water), triethylamine, thionyl chloride, ethylenediamine anhydrous, benzaldehyde, picolinaldehyde, 2-methoxybenzaldehyde, 2-fluorobenzaldehyde, thiophene-2-carbaldehyde, furan-2-carbaldehyde, titanium (IV) isopropoxide, sodium hydride, deuterated chloroform, *L*-lactide, and  $\epsilon$ -caprolactone were purchased from Acros. Benzyl alcohol was purchased from Alfa. <sup>1</sup>H and <sup>13</sup>C NMR spectra were recorded on a Varian Gemini2000-200 (200 MHz for <sup>1</sup>H and 50 MHz for <sup>13</sup>C) spectrometer with chemical shifts given in ppm from the internal TMS or center line of CDCl<sub>3</sub>. Microanalyses were performed using a Heraeus CHN-O-RAPID instrument. GPC measurements were performed on a Jasco PU-2080 PLUS HPLC pump system equipped with a differential Jasco RI-2031 PLUS refractive index detector using THF (HPLC grade) as an eluent (flow rate 1.0 mL/min, at 40 °C). The chromatographic column was JORDI Gel DVB 103 Å, and the calibration curve was made by primary polystyrene standards to calculate Mn(GPC). 2,4-Di-*tert*-butyl-6-(chloromethyl)phenol<sup>6</sup>, L<sup>Bn</sup>-H<sub>2</sub><sup>4</sup>, L<sup>OMe</sup>-H<sub>2</sub>, L<sup>F</sup>-H<sub>2</sub>, L<sup>Fu</sup>-H<sub>2</sub>, L<sup>Th</sup>-H<sub>2</sub>, and 2-(dimethylamino)benzaldehyde<sup>7</sup> were prepared following literature procedures.

**Synthesis of N,N'-bis(2-dimethylaminobenzyl)-N,N'-bis[(3,5-di-*tert*-butyl-2-hydroxyphenyl)methylene]-1,2-diaminoethane (L<sup>NMe2</sup>-H<sub>2</sub>)**

A mixture of ethylenediamine (6.01 g, 100 mmol) and 2-(dimethylamino)benzaldehyde (24.80 g, 200 mmol) was refluxed for one day in ethanol (150 mL). The reaction solution was cooled down in ice bath and sodium borohydride (7.57 g, 200 mmol) was transferred to the solution slowly. After 1hr, the solution was refluxed again for a day. Volatile materials were removed under vacuum to yield yellow oil. The oil was dissolved in CH<sub>2</sub>Cl<sub>2</sub> (200 mL) and the solution was washed with water (2 \ 200 ml). After solvent removal under reduced pressure, white powder was obtained. The white powder was set with 2,4-di-*tert*-butyl-6-(chloromethyl)phenol (53.55 g, 210 mmol) and NEt<sub>3</sub> (28 mL, 200 mmol) in 400 mL ethanol and refluxed for one month. Volatile materials were removed under vacuum to yield yellow oil. The oil was dissolved in CH<sub>2</sub>Cl<sub>2</sub> (200 mL) and the solution was washed with water (2 \ 200 ml) and several drops of HCl (37 %). The yellow oil was obtained when CH<sub>2</sub>Cl<sub>2</sub> was removed and ethanol (250 mL) was added to dissolve the oil. The white powder was obtained and filtered after 10 day at -20 °C. Yield : 48.84 g (64 %). <sup>1</sup>H NMR (CDCl<sub>3</sub>, 200 MHz) : δ 10.84 (2H, s, ArOH), 7.23 ~ 6.78 (12H, m, ArH), 3.60 (4H, s, NCH<sub>2</sub>PhN(CH<sub>3</sub>)<sub>2</sub>), 3.59 (4H, s, NCH<sub>2</sub>Ar), 2.63 (4H, s, NCH<sub>2</sub>CH<sub>2</sub>N), 2.50 (12H, PhN(CH<sub>3</sub>)<sub>2</sub>), 1.39 (18H, s, ArC(CH<sub>3</sub>)<sub>3</sub>), 1.24 (18H, s, ArC(CH<sub>3</sub>)<sub>3</sub>). <sup>13</sup>C NMR (CDCl<sub>3</sub>, 50 MHz) : δ 154.08, 153.58, 140.18, 135.36, 131.77, 130.91, 128.17, 123.50, 123.48, 122.68, 121.41, 119.57 (Ar), 58.98 (NCH<sub>2</sub>PhN(CH<sub>3</sub>)<sub>2</sub>), 53.74 (NCH<sub>2</sub>Ar), 50.32 (NCH<sub>2</sub>CH<sub>2</sub>N), 45.16 (PhN(CH<sub>3</sub>)<sub>2</sub>), 34.81 (ArC(CH<sub>3</sub>)<sub>3</sub>), 34.06 (ArC(CH<sub>3</sub>)<sub>3</sub>), 31.70 (ArC(CH<sub>3</sub>)<sub>3</sub>), 29.55 (ArC(CH<sub>3</sub>)<sub>3</sub>). Elemental Analysis (C<sub>50</sub>H<sub>74</sub>N<sub>4</sub>O<sub>2</sub>) Found: N, 7.55 %; C, 78.39 %; H, 9.44 %. Anal. Calcd: N, 7.34 %; C, 78.69 %; H, 9.77 %. ESI-MS(+) m/z calcd =763.15. Found: 763.49.

### Synthesis of N,N'-bis(pyridin-2-methylbenzyl)-N,N'-bis[(3,5-di-*tert*-butyl-2-hydroxyphenyl)methylene]-1,2-diaminoethane (L<sup>P<sub>y</sub></sup>-H<sub>2</sub>)

Synthetic procedures were similar to that of L<sup>NMe<sub>2</sub></sup>-H<sub>2</sub> except pyridine-2-methylbenzaldehyde was used in place of 2-(dimethylamino)benzaldehyde. <sup>1</sup>H NMR (CDCl<sub>3</sub>, 200 MHz) : δ 10.46 (2H, s, ArOH), 8.50 (2H, d, J = 4.8 Hz, PyrH), 7.59 ~ 6.79 (10H, m, ArH, PyrH), 3.70 (8H, s, NCH<sub>2</sub>Pyr), 3.59 (4H, s, NCH<sub>2</sub>Ar), 2.81 (4H, s, NCH<sub>2</sub>CH<sub>2</sub>N), 1.39 (18H, s, ArC(CH<sub>3</sub>)<sub>3</sub>), 1.25 (18H, s, ArC(CH<sub>3</sub>)<sub>3</sub>). <sup>13</sup>C NMR (CDCl<sub>3</sub>, 50 MHz) : δ 157.47, 153.82, 149.01, 140.53, 136.52, 135.60,

123.92, 123.62, 122.98, 122.26, 121.17 (*Ar*), 59.43 (*NCH<sub>2</sub>Pyr*), 59.01 (*NCH<sub>2</sub>Ar*), 50.47 (*NCH<sub>2</sub>CH<sub>2</sub>N*), 34.85 (*ArC(CH<sub>3</sub>)<sub>3</sub>*), 34.09 (*ArC(CH<sub>3</sub>)<sub>3</sub>*), 31.67 (*ArC(CH<sub>3</sub>)<sub>3</sub>*), 29.56 (*ArC(CH<sub>3</sub>)<sub>3</sub>*). Elemental Analysis (*C<sub>44</sub>H<sub>62</sub>N<sub>4</sub>O<sub>2</sub>*) Found: N, 3.21 %; C, 77.59 %; H, 9.29 %. Anal. Calcd: N, 8.25%; C, 77.83 %; H, 9.20 %. ESI-MS(+) *m/z* calcd = 678.49. Found: 679.31.

### Synthesis of **L<sup>Bn</sup>Zr(OBn)<sub>2</sub>**

A mixture of **L<sup>Bn</sup>-H<sub>2</sub>** (6.77 g, 10 mmol) and *n*-butyllithium (8.00 mL, 2.5 M) in THF (40 mL) was stirred for 3 hrs. Volatile materials were removed under vacuum and then zirconium(IV) chloride (2.29g 10 mmol) dissolved in THF (40 mL) was added. After stirring for one day, the mixture was reacted with sodium benzyl alkoxide that was synthesized from sodium hydride (0.48 g, 20 mmol) and benzyl alcohol (2.16 g, 20 mmol) for another day. Volatile materials were removed under vacuum again and toluene (20 mL) was added to form a suspension. The sodium and lithium salts were removed by filtration and yellow powder was obtained under vacuum. It was washed with hexane (30 mL) to afford final product as light yellow powder. Yield: 6.17 g (63 %). <sup>1</sup>H NMR (CDCl<sub>3</sub>, 200 MHz) : δ 7.44 ~ 6.01 (24H, m, *ArH*), 5.29 (4H, s, *OCH<sub>2</sub>Ph*), 4.22 (2H, dd, *J* = 14.2 Hz, *NCH<sub>2</sub>Ph*), 4.06 (2H, dd, *J* = 13.4 Hz, *NCH<sub>2</sub>Ar*), 4.22 (2H, dd, *J* = 14.2 Hz, *NCH<sub>2</sub>Ph*), 3.91 (2H, dd, *J* = 14.2 Hz, *NCH<sub>2</sub>Ph*), 3.32 (2H, dd, *J* = 13.4 Hz, *NCH<sub>2</sub>Ar*), 2.70 (2H, dd, *J* = 9.8 Hz, *NCH<sub>2</sub>CH<sub>2</sub>N*), 2.38 (2H, dd, *J* = 9.8 Hz, *NCH<sub>2</sub>CH<sub>2</sub>N*), 1.50 (18H, s, *ArC(CH<sub>3</sub>)<sub>3</sub>*), 1.26 (18H, s, *ArC(CH<sub>3</sub>)<sub>3</sub>*). <sup>13</sup>C NMR (CDCl<sub>3</sub>, 50 MHz) : δ 158.04, 143.80, 138.89, 136.59, 132.35, 131.40, 128.17, 127.97, 126.44, 126.34, 126.22, 124.71, 124.05, 123.42 (*Ar*), 72.25 (*OCH<sub>2</sub>Ph*), 59.13 (*NCH<sub>2</sub>Ar*), 58.33 (*NCH<sub>2</sub>Ph*), 45.93 (*NCH<sub>2</sub>CH<sub>2</sub>N*), 35.19 (*ArC(CH<sub>3</sub>)<sub>3</sub>*), 34.13 (*ArC(CH<sub>3</sub>)<sub>3</sub>*), 31.79 (*ArC(CH<sub>3</sub>)<sub>3</sub>*), 30.13 (*ArC(CH<sub>3</sub>)<sub>3</sub>*). Elemental Analysis (*C<sub>61</sub>H<sub>79</sub>N<sub>2</sub>O<sub>4</sub>Zr*) Found: N, 2.87 %; C, 73.58 %; H, 8.05 %. Anal. Calcd: N, 2.86 %; C, 73.50 %; H, 7.81 %. Mp: 224 °C

### Synthesis of **L<sup>OMe</sup>Zr(OBn)<sub>2</sub>**

Synthetic procedures were similar to that for **L<sup>Bn</sup>Zr(OBn)<sub>2</sub>** except **L<sup>OMe</sup>-H<sub>2</sub>** was used in place of **L<sup>Bn</sup>-H<sub>2</sub>**. Yield: 8.84 g (85 %). <sup>1</sup>H NMR (CDCl<sub>3</sub>, 200 MHz) : δ 7.47 ~ 6.62 (22H, m, *ArH*), 5.34 (4H,

s,  $\text{OCH}_2\text{Ph}$ ), 4.45 (2H, dd,  $J = 13.8$  Hz,  $\text{NCH}_2\text{PhOMe}$ ), 4.27 (2H, dd,  $J = 13.0$  Hz,  $\text{NCH}_2\text{Ar}$ ), 3.97 (2H, dd,  $J = 13.8$  Hz,  $\text{NCH}_2\text{PhOMe}$ ), 3.39 (2H, dd,  $J = 13.0$  Hz,  $\text{NCH}_2\text{Ar}$ ), 3.22 (6H, s,  $\text{NCH}_2\text{PhOCH}_3$ ), 3.15 (2H, dd,  $J = 9.2$  Hz,  $\text{NCH}_2\text{CH}_2\text{N}$ ), 1.96 (2H, dd,  $J = 9.2$  Hz,  $\text{NCH}_2\text{CH}_2\text{N}$ ), 1.48 (18H, s,  $\text{ArC}(\text{CH}_3)_3$ ), 1.22 (18H, s,  $\text{ArC}(\text{CH}_3)_3$ ).  $^{13}\text{C}$  NMR ( $\text{CDCl}_3$ , 50 MHz) :  $\delta$  189.86, 159.36, 157.96, 144.21, 138.34, 136.61, 134.85, 129.72, 127.86, 126.19, 125.98, 124.65, 123.95, 123.65, 120.77, 120.36, 120.25, 111.46 (*Ar*), 71.96 ( $\text{OCH}_2\text{Ph}$ ), 59.35 ( $\text{NCH}_2\text{PhOMe}$ ), 55.32 ( $\text{OCH}_3$ ), 51.43 ( $\text{NCH}_2\text{PhOMe}$ ), 45.22 ( $\text{NCH}_2\text{CH}_2\text{N}$ ), 35.13 ( $\text{ArC}(\text{CH}_3)_3$ ), 34.08 ( $\text{ArC}(\text{CH}_3)_3$ ), 31.84 ( $\text{ArC}(\text{CH}_3)_3$ ), 30.10 ( $\text{ArC}(\text{CH}_3)_3$ ). Elemental Analysis ( $\text{C}_{63}\text{H}_{83}\text{N}_2\text{O}_6\text{Zr}$ ) Found: N, 2.95 %; C, 72.03 %; H, 7.80 %. Anal. Calcd: N, 2.69 %; C, 71.57 %; H, 7.75 %. Mp: 207 °C.

### Synthesis of $\text{L}^{\text{F}}\text{Zr}(\text{OBn})_2$ .

Synthetic procedures were similar to that for  $\text{L}^{\text{Bn}}\text{Zr}(\text{OBn})_2$  except  $\text{L}^{\text{F}}\text{-H}_2$  was used in place of  $\text{L}^{\text{Bn}}\text{-H}_2$ . Yield: 7.01 g (69 %).  $^1\text{H}$  NMR ( $\text{CDCl}_3$ , 200 MHz) :  $\delta$  7.43 ~ 6.60 (22H, m, *ArH*), 5.31 (4H, s,  $\text{OCH}_2\text{Ph}$ ), 4.31 (2H, dd,  $J = 10.0$  Hz,  $\text{OCH}_2\text{PhF}$ ), 4.21 (2H, dd,  $J = 13.0$  Hz,  $\text{NCH}_2\text{Ar}$ ), 4.15 (2H, dd,  $J = 10.0$  Hz,  $\text{NCH}_2\text{PhF}$ ), 3.22 (2H, dd,  $J = 13.0$  Hz,  $\text{NCH}_2\text{Ar}$ ), 2.96 (2H, dd,  $J = 10.6$  Hz,  $\text{NCH}_2\text{CH}_2\text{N}$ ), 2.24 (2H, dd,  $J = 10.6$  Hz,  $\text{NCH}_2\text{CH}_2\text{N}$ ), 1.50 (18H, s,  $\text{ArC}(\text{CH}_3)_3$ ), 1.24 (18H, s,  $\text{ArC}(\text{CH}_3)_3$ ).  $^{13}\text{C}$  NMR ( $\text{CDCl}_3$ , 50 MHz) :  $\delta$  157.68, 143.79, 138.90, 136.90, 136.45, 134.84, 130.56, 130.39, 127.92, 126.34, 126.16, 124.78, 123.91, 123.15, 118.95, 118.60, 116.90, 115.63 (*Ar*), 72.21 ( $\text{OCH}_2\text{Ph}$ ), 59.27 ( $\text{NCH}_2\text{PhF}$ ), 51.20 ( $\text{NCH}_2\text{PhF}$ ), 45.73 ( $\text{NCH}_2\text{CH}_2\text{N}$ ), 35.11 ( $\text{ArC}(\text{CH}_3)_3$ ), 34.08 ( $\text{ArC}(\text{CH}_3)_3$ ), 31.73 ( $\text{ArC}(\text{CH}_3)_3$ ), 30.09 ( $\text{ArC}(\text{CH}_3)_3$ ). Elemental Analysis ( $\text{C}_{61}\text{H}_{77}\text{N}_2\text{F}_2\text{O}_4\text{Zr}$ ) Found: N, 2.60 %; C, 71.13 %; H, 7.35 %. Anal. Calcd: N, 2.76 %; C, 70.90 %; H, 7.34 %. Mp: 218 °C.

### Synthesis of $\text{L}^{\text{NMe}_2}\text{Zr}(\text{OBn})_2$ .

Synthetic procedures were similar to that for  $\text{L}^{\text{Bn}}\text{Zr}(\text{OBn})_2$  except  $\text{L}^{\text{NMe}_2}\text{-H}_2$  was used in place of  $\text{L}^{\text{Bn}}\text{-H}_2$ . Yield: 8.74 g (82 %).  $^1\text{H}$  NMR ( $\text{CDCl}_3$ , 400 MHz) :  $\delta$  7.48 ~ 6.58 (22H, m, *ArH*), 5.36 (4H, s,  $\text{OCH}_2\text{Ph}$ ), 4.52 (2H, dd,  $J = 14.0$  Hz,  $\text{NCH}_2\text{PhNMe}_2$ ), 4.22 (2H, dd,  $J = 12.8$  Hz,  $\text{NCH}_2\text{Ar}$ ), 3.97

(2H, dd,  $J = 14.0$  Hz,  $\text{NCH}_2\text{PhNMe}_2$ ), 3.39 (2H, dd,  $J = 12.8$  Hz,  $\text{NCH}_2\text{Ar}$ ), 3.15 (2H, dd,  $J = 9.2$  Hz,  $\text{NCH}_2\text{CH}_2\text{N}$ ), 1.98 (12H, s,  $\text{NCH}_2\text{PhN}(\text{CH}_3)_2$ ), 1.96 (2H, dd,  $J = 9.2$  Hz,  $\text{NCH}_2\text{CH}_2\text{N}$ ), 1.48 (18H, s,  $\text{ArC}(\text{CH}_3)_3$ ), 1.22 (18H, s,  $\text{ArC}(\text{CH}_3)_3$ ).  $^{13}\text{C}$  NMR ( $\text{CDCl}_3$ , 50 MHz) :  $\delta$  157.94, 155.74, 144.22, 138.53, 136.40, 135.29, 129.40, 127.87, 127.20, 126.21, 126.07, 126.03, 124.94, 124.24, 123.65, 123.59, 120.93 (*Ar, Ph*), 71.99 ( $\text{OCH}_2\text{Ph}$ ), 58.95 ( $\text{NCH}_2 \text{BnN}(\text{CH}_3)_2$ ), 52.25 ( $\text{NCH}_2 \text{Ar}$ ), 44.78 ( $\text{NCH}_2\text{CH}_2\text{N}$ ), 44.46 ( $\text{BnN}(\text{CH}_3)_2$ ), 35.16 ( $\text{ArC}(\text{CH}_3)_3$ ), 34.07 ( $\text{ArC}(\text{CH}_3)_3$ ), 31.82 ( $\text{ArC}(\text{CH}_3)_3$ ), 30.08 ( $\text{ArC}(\text{CH}_3)_3$ ). Elemental Analysis ( $\text{C}_{65}\text{H}_{89}\text{N}_4\text{O}_4\text{Zr}$ ) Found: N, 3.57 %; C, 72.27 %; H, 7.84 %. Anal. Calcd: N, 5.25 %; C, 72.07 %; H, 8.13 %. Mp: 178 °C.

### Synthesis of $\text{L}^{\text{Py}}\text{Zr}(\text{OBn})_2$ .

Synthetic procedures were similar to that for  $\text{L}^{\text{Bn}}\text{Zr}(\text{OBn})_2$  except  $\text{L}^{\text{Py}}\text{-H}_2$  was used in place of  $\text{L}^{\text{Bn}}\text{-H}_2$ . Yield: 7.27 g (74 %).  $^1\text{H}$  NMR ( $\text{CDCl}_3$ , 400 MHz) :  $\delta$  9.03 (*PyrH*), 7.60 ~ 6.60 (20H, m, *ArH*), 5.46 (4H, d,  $J = 4$  Hz,  $\text{OCH}_2\text{Ph}$ ), 4.61 (2H, dd,  $J = 14.8$  Hz,  $\text{NCH}_2\text{Py}$ ), 4.38 (2H, dd,  $J = 13.2$  Hz,  $\text{NCH}_2\text{Ar}$ ), 3.57 (2H, dd,  $J = 14.8$  Hz,  $\text{NCH}_2\text{Py}$ ), 3.43 (2H, dd,  $J = 13.2$  Hz,  $\text{NCH}_2\text{Ar}$ ), 3.11 (2H, dd,  $J = 13.2$  Hz,  $\text{NCH}_2\text{CH}_2\text{N}$ ), 2.40 (2H, dd,  $J = 13.2$  Hz,  $\text{NCH}_2\text{CH}_2\text{N}$ ), 1.29 (18H, s,  $\text{ArC}(\text{CH}_3)_3$ ), 1.24 (18H, s,  $\text{ArC}(\text{CH}_3)_3$ ).  $^{13}\text{C}$  NMR ( $\text{CDCl}_3$ , 100 MHz) :  $\delta$  156.57, 150.54, 145.58, 138.48, 137.10, 136.80, 127.63, 127.60, 126.34, 126.23, 126.13, 125.51, 125.45, 124.74, 123.83, 123.25, 122.43 (*Ar, Pyr*), 71.18 ( $\text{OCH}_2\text{Ph}$ ), 59.85 ( $\text{NCH}_2\text{Pyr}$ ), 50.29 ( $\text{NCH}_2\text{Ar}$ ), 48.24 ( $\text{NCH}_2\text{CH}_2\text{N}$ ), 34.80 ( $\text{ArC}(\text{CH}_3)_3$ ), 34.02 ( $\text{ArC}(\text{CH}_3)_3$ ), 30.52 ( $\text{ArC}(\text{CH}_3)_3$ ), 29.81 ( $\text{ArC}(\text{CH}_3)_3$ ). Elemental Analysis ( $\text{C}_{59}\text{H}_{77}\text{N}_4\text{O}_4\text{Zr}$ ) Found: 5.60%; C, 69.60 %; H, 8.03 %. Anal. Calcd: N, 5.70 %; C, 70.91 %; H, 7.59 %. Mp: 168 °C.

### Synthesis of $\text{L}^{\text{Th}}\text{Zr}(\text{OBn})_2$ .

Synthetic procedures were similar to that for  $\text{L}^{\text{Bn}}\text{Zr}(\text{OBn})_2$  except  $\text{L}^{\text{Th}}\text{-H}_2$  was used in place of  $\text{L}^{\text{Bn}}\text{-H}_2$ . Yield: 6.84 g (69 %).  $^1\text{H}$  NMR ( $\text{CDCl}_3$ , 200 MHz) :  $\delta$  7.36 ~ 7.15 (14H, m, *ArH*), 6.89 ~ 6.58 (6H, m, *ThioH*), 5.21 (4H, s,  $\text{OCH}_2\text{Ph}$ ), 4.46 (2H, dd,  $J = 15.8$  Hz,  $\text{NCH}_2\text{Th}$ ), 4.22 (2H, dd,  $J = 15.8$  Hz,  $\text{NCH}_2\text{Th}$ ), 4.03 (2H, dd,  $J = 13.0$  Hz,  $\text{NCH}_2\text{Ar}$ ), 3.77 (2H, dd,  $J = 14.8$  Hz,  $\text{NCH}_2\text{CH}_2\text{N}$ ),

3.55 (2H, dd,  $J = 13.2$  Hz,  $\text{NCH}_2\text{Ar}$ ), 2.71 (2H, dd,  $J = 13.2$  Hz,  $\text{NCH}_2\text{CH}_2\text{N}$ ), 1.50 (18H, s,  $\text{ArC}(\text{CH}_3)_3$ ), 1.28 (18H, s,  $\text{ArC}(\text{CH}_3)_3$ ).  $^{13}\text{C}$  NMR ( $\text{CDCl}_3$ , 50 MHz) :  $\delta$  158.15, 143.51, 139.06, 136.58, 133.09, 130.88, 127.98, 126.96, 126.89, 126.43, 126.29, 124.88, 124.16, 123.18 (*Ar*), 72.28 ( $\text{OCH}_2\text{Ph}$ ), 58.68 ( $\text{NCH}_2\text{Th}$ ), 52.39 ( $\text{NCH}_2\text{Ar}$ ), 47.08 ( $\text{NCH}_2\text{CH}_2\text{N}$ ), 35.17 ( $\text{ArC}(\text{CH}_3)_3$ ), 34.16 ( $\text{ArC}(\text{CH}_3)_3$ ), 31.81 ( $\text{ArC}(\text{CH}_3)_3$ ), 30.11 ( $\text{ArC}(\text{CH}_3)_3$ ). Elemental Analysis ( $\text{C}_{57}\text{H}_{75}\text{N}_2\text{O}_4\text{S}_2\text{Zr}$ ) Found: 2.74 %; C, 67.73 %; H, 6.95 %. Anal. Calcd: N, 2.82 %; C, 67.77 %; H, 7.31 %. Mp: 174 °C.

### Synthesis of $\text{L}^{\text{Fu}}\text{Zr}(\text{OBn})_2$ .

Synthetic procedures were similar to that for  $\text{L}^{\text{Bn}}\text{Zr}(\text{OBn})_2$  except  $\text{L}^{\text{Fu}}\text{-H}_2$  was used in place of  $\text{L}^{\text{Bn}}\text{-H}_2$ . Yield: 3.45 g (36 %).  $^1\text{H}$  NMR ( $\text{CDCl}_3$ , 200 MHz) :  $\delta$  7.37 ~ 7.14 (14H, m, *ArH*), 6.70, 6.32, 6.03 (6H, m, *FuH*), 5.20 (4H, s,  $\text{OCH}_2\text{Ph}$ ), 4.26 (2H, dd,  $J = 15.8$  Hz,  $\text{NCH}_2\text{Fu}$ ), 4.06 (2H, dd,  $J = 13.2$  Hz,  $\text{NCH}_2\text{Ar}$ ), 4.00 (2H, dd,  $J = 15.8$  Hz,  $\text{NCH}_2\text{Fu}$ ), 3.45 (2H, dd,  $J = 13.2$  Hz,  $\text{NCH}_2\text{Ar}$ ), 2.84 (2H, dd,  $J = 10.2$  Hz,  $\text{NCH}_2\text{CH}_2\text{N}$ ), 2.45 (2H, dd,  $J = 10.2$  Hz,  $\text{NCH}_2\text{CH}_2\text{N}$ ), 1.50 (18H, s,  $\text{ArC}(\text{CH}_3)_3$ ), 1.29 (18H, s,  $\text{ArC}(\text{CH}_3)_3$ ).  $^{13}\text{C}$  NMR ( $\text{CDCl}_3$ , 50 MHz) :  $\delta$  157.85, 148.18, 143.60, 143.29, 138.90, 136.52, 127.92, 126.30, 126.17, 124.88, 123.94, 123.15, 112.71, 110.32 (*Ar*, *Ph*, *Furan*), 72.13 ( $\text{OCH}_2\text{Ph}$ ), 59.37 ( $\text{NCH}_2\text{Furan}$ ), 50.24 ( $\text{NCH}_2$  *Ar*), 46.81 ( $\text{NCH}_2\text{CH}_2\text{N}$ ), 35.14 ( $\text{ArC}(\text{CH}_3)_3$ ), 34.13 ( $\text{ArC}(\text{CH}_3)_3$ ), 31.79 ( $\text{ArC}(\text{CH}_3)_3$ ), 30.06 ( $\text{ArC}(\text{CH}_3)_3$ ). Elemental Analysis ( $\text{C}_{57}\text{H}_{75}\text{N}_2\text{O}_6\text{Zr}$ ) Found: 2.76 %; C, 69.91 %; H, 7.74 %. Anal. Calcd: N, 2.92 %; C, 70.03 %; H, 7.56 %. Mp: 122 °C.

### General procedures for the polymerization of CL

A typical polymerization procedure was exemplified by the synthesis of entry 6 (Table 1) using complex  $\text{L}^{\text{OMe}}\text{Zr}(\text{OBn})_2$  as a catalyst. The polymerization conversion was analyzed by  $^1\text{H}$  NMR spectroscopic studies. Toluene (2.0 mL) was added to a mixture of complex  $\text{L}^{\text{OMe}}\text{Zr}(\text{OBn})_2$  (0.05 mmol) and  $\epsilon$ -caprolactone (1.14 g, 10 mmol) at 100 °C. After the solution was stirred for 4 hrs, the reaction was quenched by adding a drop of ethanol. Then the polymer was precipitated as white



solid by pouring into *n*-hexane (30.0 mL). The white solid was redissolved in CH<sub>2</sub>Cl<sub>2</sub> (5.0 mL) and then *n*-hexane (70.0 mL) added to give white crystalline solid. Yield: 0.62 g (54 %).

### Supporting Information

Polymer characterization data and details of the kinetic study are available

**Acknowledgment** This study is supported by Kaohsiung Medical University "Aim for the top 500 universities grant" under Grant No. KMU-DT103007, NSYSU-KMU JOINT RESEARCH PROJECT (NSYSU KMU 103-I004), and the Ministry of Science and Technology (Grant NSC 101-2113-M-037 -009). We thank Center for Research Resources and Development at Kaohsiung Medical University for the instrumentation and equipment support.

### Reference

- (1) (a) C.-K. Huang, C.-L. Lo, H.-H. Chen, G.-H. Hsiue, *Adv Funct Mater* 17 (2007) 2291-2297.  
(b) L. Ilario, I. Francolini, A. Martinelli, A. Piozzi, *Macromol. Rapid Commun.* 28 (2007) 1900-1904.  
(c) S. Slomkowski, *Macromol. Symp.* 253 (2007) 47-58.  
(d) W. Y. Ip, S. Gogolewski, K. Tsui, *Eur. Cells Mater.* 5 (2003) 7;  
(e) R. L. Simpson, F. E. Wiria, A. A. Amis, C. K. Chua, K. F. Leong, U. N. Hansen, M. Chandrasekaran, M. W. Lee, *J. Biomed. Mater. Res. Part B*, 2007, **69**, 17;  
(f) E.T.H. Vinka, K.R. Rábagob, D.A. Glassnerb, P.R. Gruberb, *Polym. Degrad. Stab.* 80 (2003) 403-419.  
(g) D. Lickorisha, L. Guana, J.E. Daviesa, *Biomaterials* 28 (2007) 1495-1502.  
(h) R. E. Drumright, P. R. Gruber, D. E. Henton, *Adv. Mater.* 12 (2000) 1841-1846;  
(i) C.-S. Ha, Jr. J. A. Gardella, *Chem. Rev.* 105 (2005) 4205-4232;  
(j) D. Farrar, *Bus. Brief.: Med. Device Manuf. Technol.* (2005) 1-4;
- (2) (a) C. K. Williams, L. E. Breyfogle, S. K. Choi, W. Nam, V. G. Young Jr., M. A. Hillmyer, W. B. Tolman, *J. Am. Chem. Soc.* 125 (2003) 11350-11359;  
(b) A. K. Sutar, T. Maharana, S. Dutta, C.-T. Chen, C.-C. Lin, *Chem. Soc. Rev.* 39 (2010) 1724-1746;  
(c) M. H. Chisholm, N. W. Eilerts, J. C. Huffman, S. S. Iyer, M. Pacold, K. Phomphrai, *J. Am. Chem. Soc.* 12 (2000) 11845-11854;  
(d) D. J. Darensbourg, W. Choi, O. Karroonnirun, N. Bhuvanesh, *Macromolecules* 41 (2008) 3493-3502;  
(e) B. J. O'Keefe, L. E. Breyfogle, M. A. Hillmyer, W. B. Tolman, *J. Am. Chem. Soc.* 124 (2002) 4384-4393;  
(f) A. P. Dove, V. C. Gibson, E. L. Marshall, H. S. Rzepa, A. J. P. White, D. J. Williams, *J. Am. Chem. Soc.* 128 (2006) 9834-9843;

- (g) K. Majerska, A. Duda, *J. Am. Chem. Soc.* 126 (2004) 1026-1027.
- (3) (a) A. J. Chmura, M. G. Davidson, C. J. Frankis, M. D. Jones, M. D. Lunn, *Chem. Commun.* 44 (2008) 1293-1295;
- (b) B. J. Jeffery, E. L. Whitelaw, D. Garcia-Vivo, J. A. Stewart, M. F. Mahon, M. G. Davidson, M. D. Jones, *Chem. Commun.* 47 (2011) 12328-12330;
- (c) A. J. Chmura, M. G. Davidson, M. D. Jones, M. D. Lunn, M. F. Mahon, A. F. Johnson, P. Khunkamchoo, S. L. Roberts, S. S. F. Wong, *Macromolecules* 39 (2006) 7250-7257;
- (d) S. Gendler, S. Segal, I. Goldberg, Z. Goldschmidt, M. Kol, *Inorg. Chem.* 45 (2006) 4783-4790;
- (e) M. Hu, M. Wang, H. Zhu, L. Zhang, H. Zhang, L. Sun, *Dalton Trans.*, 2010, **39**, 4440-4446;
- (f) M. Hu, M. Wang, P. Zhang, K. Jin, Y. Chen, L. Sun, *Polym. Bull.* 68 (2012) 1789-1799;
- (g) T. K. Saha, V. Ramkumar, D. Chakraborty, *Inorg. Chem.* 50 (2011) 2720-2722;
- (h) E. L. Whitelaw, M. D. Jones, M. F. Mahon, *Inorg. Chem.* 49 (2010) 7176-7181;
- (i) E. L. Whitelaw, M. G. Davidson, M. D. Jones, *Chem. Commun.* 47 (2011) 10004-10006;
- (j) A. Stopper, J. Okuda, M. Ko, *Macromolecules* 45 (2012) 698-704;
- (k) A. Sauer, J.-C. Buffet, T. P. Spaniol, H. Nagae, K. Mashima, J. Okuda, *Inorg. Chem.* 51 (2012) 5764-5770;
- (l) J.-C. Buffet, J. Okuda, *Chem. Commun.* 47 (2011) 4796-4798;
- (m) C. Romain, B. Heinrich, S. B. Laponnaz, S. Dagorne, *Chem. Commun.* 48 (2012) 2213-2215.
- (4) H.-W. Ou, H.-Y. Chen, H.-C. Tseng, M.-W. Hsiao, Y.-L. Chang, N.-Y. Jheng, Y.-C. Lai, T.-Y. Shih, Y.-T. Lin, H.-Y. Chen, *J. Mol. Catal. A-Chem.* 394 (2014) 97-104.
- (5) H.-Y. Chen, M.-Y. Liu, A. K. Sutar, C.-C. Lin, *Inorg. Chem.* 49 (2010) 665-674.
- (6) M. Lanznaster, H.P. Hratchian, M. J. Heeg, L. M. Hryhorczuk, B. R. McGarvey, H. B. Schlegel, C. N. Verani, *Inorg. Chem.* 45 (2006) 955-957.
- (7) A. Gao, Y. Mu, J. Zhang, W. Yao *Eur. J. Inorg. Chem.* (2009) 3613-3621.
- (8) T. R. Forder, M. F. Mahon, M. G. Davidson, T. Woodman, M. D. Jones, *Dalton Trans.* 43 (2014) 12095-12099.