

RSC Advances



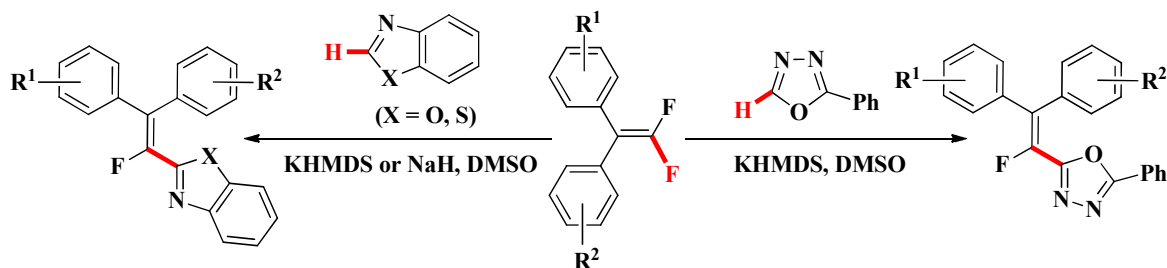
This is an *Accepted Manuscript*, which has been through the Royal Society of Chemistry peer review process and has been accepted for publication.

Accepted Manuscripts are published online shortly after acceptance, before technical editing, formatting and proof reading. Using this free service, authors can make their results available to the community, in citable form, before we publish the edited article. This *Accepted Manuscript* will be replaced by the edited, formatted and paginated article as soon as this is available.

You can find more information about *Accepted Manuscripts* in the [Information for Authors](#).

Please note that technical editing may introduce minor changes to the text and/or graphics, which may alter content. The journal's standard [Terms & Conditions](#) and the [Ethical guidelines](#) still apply. In no event shall the Royal Society of Chemistry be held responsible for any errors or omissions in this *Accepted Manuscript* or any consequences arising from the use of any information it contains.

Direct α -fluorovinylation of 2-phenyl-1,3,4-oxadiazole, benzothiazole and benzoxazole with *gem*-difluoroalkenes with assistance of KHMDS or NaH at room temperature was developed.



COMMUNICATION

Base-mediated direct fluoroalkenylation of 2-phenyl-1,3,4-oxadiazole, benzothiazole and benzoxazole with *gem*-difluoroalkenes

Cite this: DOI: 10.1039/x0xx00000x

Received 00th January 2012,

Accepted 00th January 2012

DOI: 10.1039/x0xx00000x

www.rsc.org/

Xuxue Zhang, Yingyin Lin, Juan Zhang, and Song Cao*

Direct α -fluorovinylation of 2-phenyl-1,3,4-oxadiazole, benzothiazole and benzoxazole with *gem*-difluoroalkenes via nucleophilic vinylic substitution reaction (S_NV) with assistance of KHMDS or NaH at room temperature was described.

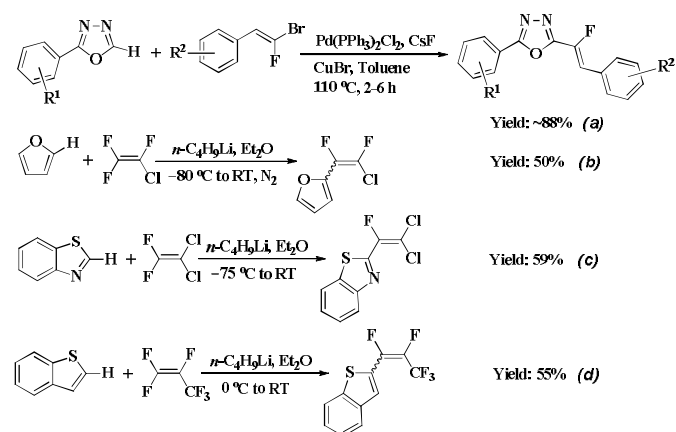
The alkenylated heteroarenes have gained much more attention over the past decades due to their widespread applications as versatile building blocks for the synthesis of pharmaceuticals, agrochemicals and functional materials.¹ As a consequence, considerable efforts have been made to develop efficient methods for the synthesis of alkenyl-substituted heteroarene.² The traditional method to prepare the alkenyl-substituted heteroarene is the Knoevenagel-type condensation of 2-methyl heteroarene with the appropriate aldehyde.³

Nowadays, the direct conversion of C–H bonds into C–C bonds is a very useful methodology for the construction of complex molecules.⁴ At the same time, direct C–H alkenylation through C–H bond cleavage has been developed into a powerful tool for the synthesis of alkenylated arenes and particularly alkenylated heteroaromatics.⁵ Among the protocols for the direct C–H alkenylation of (hetero)arenes, the alkenylation of (hetero)arenes with alkenyl halides by using palladium or copper as catalyst is becoming more popular.⁶

Monofluoroalkenes are useful fluorinated synthons in synthetic organic chemistry and precursors of biologically active compounds.⁷ In medicinal chemistry and peptide chemistry, they are often considered as peptide bond isosteres.⁸ However, very few reports are available on the synthesis of fluoroalkenyl substituted heterocycles. In 2013, Schneider et al. reported a novel and facile approach to heteroarylated monofluoroalkenes through the base-assisted Pd- and Cu-catalyzed direct C–H alkenylation of various 1,3,4-diazoles using *gem*-bromofluoroalkenes as electrophiles (Scheme 1, a).⁹

Generally, alkenyl chlorides, bromides or iodides could be served as alkenylating agents in the coupling with heteroarenes.¹⁰ However, unreactive alkenyl fluorides are rarely used as coupling partners or substrates in alkenylation reaction due to the unique

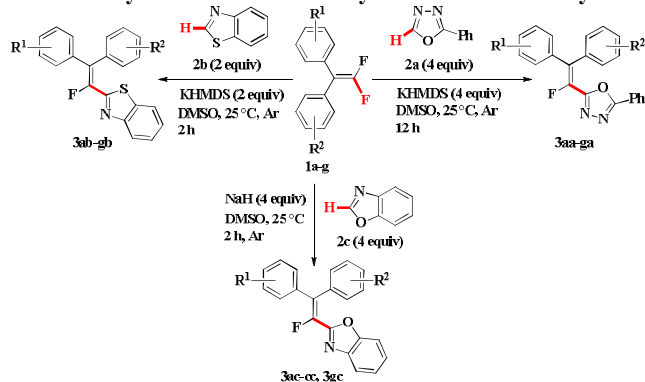
Scheme 1 C–H alkenylation of heterocycle with alkenyl bromide or alkenyl fluoride



nature of the carbon–fluorine bond.¹¹ Up to now, there are only three examples of direct C–H alkenylation of heterocycles with fluoroalkenes (Scheme 1, b, c, d).¹² The drawbacks of these methods are the lithiation of heterocycles with the moisture sensitive *n*-butyllithium in the first step, very low reaction temperature, relatively low yield, the mixture of *E/Z* isomers and the need for highly electron-deficient polyfluoroalkenes. Furthermore, *n*-butyllithium is prone to nucleophilic attack of fluorine atom in fluoroalkene, followed by fluorine elimination to produce undesired product.^{12a} Thus, a simple method for the direct C–H alkenylation of heterocycles with fluoroalkenes under mild conditions is highly desirable. In continuation of our research on the functionalization of *gem*-difluoroalkenes,¹³ in this communication, we developed a straightforward protocol for direct C–H bond monofluoroalkenylation of 2-phenyl-1,3,4-oxadiazole and benzoxazole with *gem*-difluoroalkenes under the assistance of base (KHMDS or NaH) at room temperature (Scheme 2).

COMMUNICATION

Scheme 2 Synthesis of fluoroalkenyl substituted heterocycles



We began our investigation by using (2,2-difluoroethene-1,1-diyl)dibenzene **1a** and 2-phenyl-1,3,4-oxadiazole **2a** as the model substrates to optimize the reaction conditions and the results are summarized in Table 1. Initially, the effect of base on the reaction was examined. In the absence of the base, the reaction hardly proceeded and no expected product **3aa** was observed (entry 1). Among the various bases evaluated, KHMDS was better than the other bases such as *t*-BuOLi, *n*-BuLi, KOH, NaOH, LiHMDS and NaHMDS, and could provide the highest yield (entries 2–10). Although KOH and NaOH are cheaper and commercially more readily available than KHMDS, the lower yields of the valuable desired products render them less economically attractive. Too much or too little KHMDS led to a remarkable decrease in the yield (entries 11–12). Decreasing the amount of **2a** resulted in low yield

of **3aa** (entries 13–14). The results also indicated that the solvent has a dramatic effect on the reaction. Only DMSO could afford the expected product **3aa** in good yield (entries 10, 15–19). Moreover, increasing reaction temperature obviously diminished the yield (entries 20–21). Finally, we also used the reaction system of literatures (*n*-BuLi/Et₂O, entry 22), however, no desired product was detected.

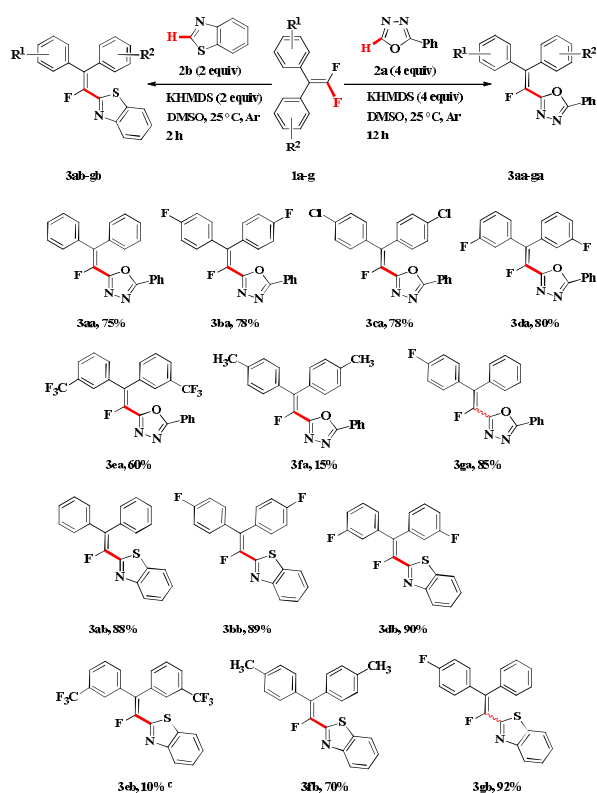
With the optimized reaction conditions established (Table 1, entry 10), we proceeded to investigate the direct C–H alkenylation of 2-phenyl-1,3,4-oxadiazole **2a** with several *gem*-difluoroalkenes (Table 2, **3aa–ga**). The results indicated that *gem*-difluoroalkenes bearing electron-withdrawing groups on the benzene ring were somewhat more reactive and provided the alkenylated 1,3,4-oxadiazoles in good yields (**3ba**, **3ca**, **3da**). However, the *gem*-difluoroalkenes bearing strong electron-withdrawing group such as CF₃ was unfavorable for the reaction (**3ea**). *gem*-Difluoroalkene having electron-donating group such as CH₃ was not a suitable substrate for this transformation and furnished only small amount of alkenylated product (**3fa**). Unsymmetrical *gem*-difluoroalkene could also furnish high yield of desired product (**3ga**), but with poor *E/Z* selectivity (4:3, the ratio of *E/Z* isomers in the crude reaction mixture was determined by ¹⁹F NMR). When 1-(2,2-difluorovinyl)-4-methoxybenzene was used as substrate, no reaction was observed. It appears that two diaryl groups attached at the C–C double bond of *gem*-difluoroalkenes is necessary, which could stabilize carbanion transition state. Furthermore, the replacement of phenyl group in 2-phenyl-1,3,4-oxadiazole with hydrogen or alkyl group can not make the reaction proceed smoothly.

Table 1 Optimization of Reaction Conditions

Entry	2a (equiv)	Base (equiv)	Temp (°C)	Solvent	Yield of 3aa (%) ^b
1	4	–	25	DMSO	0
2	4	LiOH(4)	25	DMSO	20
3	4	<i>t</i> -BuOK (4)	25	DMSO	27
4	4	<i>t</i> -BuOLi (4)	25	DMSO	64
5	4	<i>n</i> -BuLi(4)	25	DMSO	68
6	4	KOH(4)	25	DMSO	70
7	4	NaOH(4)	25	DMSO	71
8	4	LiHMDS(4)	25	DMSO	55
9	4	NaHMDS(4)	25	DMSO	50
10	4	KHMDS(4)	25	DMSO	81
11	4	KHMDS(5)	25	DMSO	26
12	4	KHMDS(3)	25	DMSO	17
13	3	KHMDS(4)	25	DMSO	23
14	2	KHMDS(4)	25	DMSO	16
15	4	KHMDS(4)	25	DMF	17
16	4	KHMDS(4)	25	DMA	8
17	4	KHMDS(4)	25	THF	0
18	4	KHMDS(4)	25	Dioxane	Trace
19	4	KHMDS(4)	25	Et ₂ O	0
20	4	KHMDS(4)	70	DMSO	22
21	4	KHMDS(4)	40	DMSO	21
22	4	<i>n</i> -BuLi(4)	25	Et ₂ O	0

^a Reagents and conditions: **1a** (1.0 mmol), KHMDS (4.0 mmol, 1.0 mol/L in THF), DMSO (5 mL), 12 h.

^b Yields determined by GC-MS analysis and based on **1a**.

Table 2. Reactions of *gem*-difluoroalkenes **1a–g** with 2-phenyl-1,3,4-oxadiazole **2a** and benzothiazole **2b** ^{a, b}

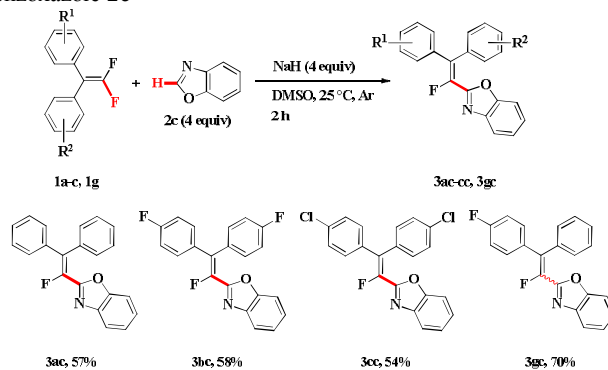
^a Reaction conditions: *gem*-difluoroalkenes **1a–g** (1.0 mmol), **2a** (4.0 mmol) or **2b** (2.0 mmol), KHMDS (4.0 mmol or 2.0 mmol), DMSO (5 mL).

^b Isolated yields.

^c GC–MS yield.

To explore the scope of the novel alkenylation reaction, we next evaluated the reaction of benzothiazole **2b** with different *gem*-difluoroalkenes (Table 2, **3ab–gb**). Much to our delight, 2.0 equiv KHMDS and 2.0 equiv benzothiazole **2b** were enough to make the reaction proceed smoothly. Furthermore, *gem*-difluoroalkenes were almost completely consumed within 2 hours, affording the desired products in high yield (**3ab**, **3bb**, **3db**, **3fb**). This might be in part due to the ease of dissociation of the C–H bond in benzothiazole **2b** in the presence of base. Contrary to the reactions of 2-phenyl-1,3,4-oxadiazole **2a**, the reaction of benzothiazole **2b** with *gem*-difluoroalkene bearing electron-donating group such as CH₃ could give good yield of alkenylated product (**3fb**), whereas *gem*-difluoroalkene bearing CF₃ resulted in very low conversion (**3eb**). Unsymmetrical *gem*-difluoroalkene could react with benzothiazole **2b** smoothly and the expected product (**3gb**) was isolated in excellent yield but in a poor stereoselectivity. It should be noted that when NaOH or KOH were used as base, which were suitable for the reaction of *gem*-difluoroalkenes with 2-phenyl-1,3,4-oxadiazole **2a**, the reaction could not proceed efficiently.

Under the above-mentioned two optimized conditions, the scope of the direct C–H alkenylation reaction involving C–F bond breaking was expanded to benzoxazole **2c** (Table 3). However, KHMDS as well as other bases such as *t*-BuOLi, *t*-BuOK, KOH and LiHMDS failed to furnish the desired products. Gratifyingly, we found that the alkenylation of benzoxazole **2c** with *gem*-difluoroalkenes **1a–c**, **1g** could occur in presence of NaH and give the expected alkenylated products in moderate yield at room temperature (**3ac–cc**, **3gc**). Unfortunately, both compound **1f** having electron-donating group

Table 3. Reactions of *gem*-difluoroalkenes **1a–c**, **1g** with benzoxazole **2c** ^{a, b}

^a Reaction conditions: *gem*-difluoroalkenes **1a–c**, **1g** (1.0 mmol), **2c** (4.0 mmol), NaH (4.0 mmol), DMSO (5 mL). ^b Isolated yields.

and compound **1e** bearing strong electron-withdrawing group on benzene ring were not suitable substrates for the transformation and only trace amounts of alkenylated products were detected.

Based on the above observations, we suggest that the mechanism is analogous to those proposed in the literatures.¹⁴ *gem*-Difluoroalkenes undergo nucleophilic vinylic substitution (S_NV) with heteroarenes in the presence of base via addition–elimination processes to afford fluoroalkenylated heteroaromatics. The abstraction of the C–H proton of heteroarenes with assistance of base to generate the corresponding sp² carbanion on the heterocycles is essential for efficient transformation. The presence of benzene group in 2-phenyl-1,3,4-oxadiazole, benzothiazole and benzoxazole is favorable for the activation of the C–H bond.

In conclusion, we have developed a mild and efficient method for the KHMDS or NaH-mediated alkenylation of three azole heterocycles, including 2-phenyl-1,3,4-oxadiazole, benzothiazole and benzoxazole with various alkenyl fluorides. Although, at present stage, the substrate scope of this new approach was relatively limited due to the fact that the cleavage of heteroaromatic C–H bonds is much more difficult in absence of metal catalyst, it will pave the way for realizing direct C–H alkenylation of heterocycles without the prefunctionalization of Csp²–H of heterocycles such as halogenations. Further studies to expand the substrates and increase yields are in progress in our laboratory.

Acknowledgements

We are grateful for financial supports from the National Natural Science Foundation of China (Grant Nos. 21472043, 21272070), and the Key Project in the National Science & Technology Pillar Program of China in the twelfth five-year plan period (2011BAE06B01-15).

Notes and references

Shanghai Key Laboratory of Chemical Biology, School of Pharmacy, East China University of Science and Technology (ECUST), Shanghai 200237, China,

*Corresponding author. Tel: +86-21-64253452; fax: +86-21-64252603, E-mail address: scao@ecust.edu.cn

[†]Electronic supplementary information (ESI) available: General procedure for synthesis, characterization data, and ¹H, ¹³C, ¹⁹F NMR and HRMS spectra of compounds **3**. See DOI: xxxxxxxxx

- (a) S. M. Rida, F. A. Ashour, S. A. M. El-Hawash, M. M. ElSemary, M. H. Badr and M. A. Shalaby, *Eur. J. Med. Chem.*, 2005, **40**, 949; (b) F.-S. Chang, W. Chen, C. Wang, C.-C. Tzeng and Y.-L. Chen,

- Bioorg. Med. Chem.*, 2010, **18**, 124; (c) G. S. He, L.-S. Tan, Q. Zheng and P. N. Prasad, *Chem. Rev.*, 2008, **108**, 1245; (d) Y.-J. Sun, N. Li, Z.-B. Zheng, L. Liu, Y.-B. Yu, Z.-H. Qin and B. Fu, *Adv. Synth. Catal.*, 2009, **351**, 3113; (e) J. Vinsova, K. Cermakova, A. Tomeckova, M. Ceckova, J. Jampilek, P. Cermak, J. Kunes, M. Dolezal and F. Staud, *Bioorg. Med. Chem.*, 2006, **14**, 5850; (f) A. Fournet, R. Mahieux, M. A. Fakhfakh, X. Franck, R. Hocquemiller and B. Figadère, *Bioorg. Med. Chem. Lett.*, 2003, **13**, 891; (g) L. Meng, Y. Kamada, K. Muto, J. Yamaguchi and K. Itami, *Angew. Chem. Int. Ed.*, 2013, **52**, 10048.
- 2 (a) A. L. Gottumukkala, F. Derridj, S. Djebbar and H. Doucet, *Tetrahedron Lett.*, 2008, **49**, 2926; (b) F. Besselièvre, S. Lebrequier, F. Mahuteau-Betzer and S. Piguel, *Synthesis*, 2009, 3511; (c) F. Besselièvre, S. Piguel, F. Mahuteau-Betzer and D. S. Grierson, *Org. Lett.*, 2008, **10**, 4029; (d) C. Verrier, C. Hoarau and F. Marsais, *Org. Biomol. Chem.*, 2009, **7**, 647; (e) B. Qian, P. Xie, Y. Xie and H. Huang, *Org. Lett.*, 2011, **13**, 2580; (f) W.-C. Lee, T.-H. Wang and T.-G. Ong, *Chem. Commun.*, 2014, **50**, 3671; (g) G. C. Senadi, W.-P. Hu, J.-S. Hsiao, J. K. Vandavasi, C.-Y. Chen and J.-J. Wang, *Org. Lett.*, 2012, **14**, 4478; (h) A. Nakhi, S. Archana, G. P. Kumar Seerapu, K. S. Chennubhotla, K. L. Kumar, P. Kulkarni, D. Haldar and M. Pal, *Chem. Commun.*, 2013, **49**, 6268.
- 3 (a) P. J. Sanfilippo, M. Urbanski, J. B. Press, Z. G. Hajos, D.A. Shriver and C. K. Scott, *J. Med. Chem.*, 1988, **31**, 1778; (b) A. Beutler, C. D. Davies, M. C. Elliott, N. M. Galea, M. S. Long, D. J. Willock and J. L. Wood, *Eur. J. Org. Chem.*, 2005, 3791; (c) I. N. Houpis, A. Molina, J. Lynch, R. A. Reamer, R. P. Volante and P. J. Reider, *J. Org. Chem.*, 1993, **58**, 3176; (d) C. Compton and W. Bergmann, *J. Org. Chem.*, 1947, 363; (e) O. Cox, H. Jackson, V. A. Vargas, A. Báez, J. I. Colón, B. C. González and M. León, *J. Med. Chem.*, 1982, **25**, 1378.
- 4 (a) D. R. Stuart and K. Fagnou, *Science*, 2007, **316**, 1172; (b) D. A. Colby, R. G. Bergman and J. A. Ellman, *Chem. Rev.*, 2010, **110**, 624; (c) C. Li, P. Li, J. Yang and L. Wang, *Chem. Commun.*, 2012, **48**, 4214; (d) T. He, L. Yu, L. Zhang, L. Wang and M. Wang, *Org. Lett.*, 2011, **13**, 5016; (e) Z. Mao, Z. Wang, Z. Xu, F. Huang, Z. Yu and R. Wang, *Org. Lett.*, 2012, **14**, 3854; (f) X.-W. Liu, J.-L. Shi, J.-X. Yan, J.-B. Wei, K. Peng, L. Dai, C.-G. Li, B.-Q. Wang and Z.-J. Shi, *Org. Lett.*, 2013, **15**, 5774.
- 5 (a) S. Cui, L. Wojtas and J. C. Antilla, *Org. Lett.*, 2011, **13**, 5040; (b) R. Gao and C. S. Yi, *J. Org. Chem.*, 2010, **75**, 3144; (c) D. J. Schipper, M. Hutchinson and K. Fagnou, *J. Am. Chem. Soc.*, 2010, **132**, 6910; (d) A. García-Rubia, R. G. Arrayás and J. C. Carretero, *Angew. Chem. Int. Ed.*, 2009, **48**, 6511.
- 6 (a) B. P. Berciano, S. Lebrequier, F. Besselièvre and S. Piguel, *Org. Lett.*, 2010, **12**, 4038; (b) Z.-J. Wang, J.-G. Yang, F. Yang and W. Bao, *Org. Lett.*, 2010, **12**, 3034; (c) F. Besselièvre, S. Piguel, F. Mahuteau-Betzer and D. S. Grierson, *Org. Lett.*, 2008, **10**, 4029; (d) D. I. Chai and M. Lautens, *J. Org. Chem.*, 2009, **74**, 3054; (e) B. Das, G. C. Reddy, P. Balasubramanyam and N. Salvanna, *Tetrahedron*, 2012, **68**, 300.
- 7 (a) S. Eddarir, Z. Abdelhadi and C. Rolando, *Tetrahedron Lett.*, 2001, **42**, 9127; (b) K. R. Karukurichi, R. Salud-Bea, W. J. Jahng and D. B. Berkowitz, *J. Am. Chem. Soc.*, 2007, **129**, 258; (c) S. S. F. Leung, J. Tirado-Rives and W. L. Jorgensen, *Bioorg. Med. Chem. Lett.*, 2009, **19**, 1236; (d) C.-S. Yu, L.-W. Chiang, C.-H. Wu, Z.-K. Hsu, M.-H. Lee, S.-D. Pan and K. Pei, *Synthesis*, 2006, 3835; (e) Y. Asahina, K. Iwase, F. Iinuma, M. Hosaka and T. Ishizaki, *J. Med. Chem.*, 2005, **48**, 3194; (f) B. Malo-Forest, G. Landelle, J.-A. Roy, J. Lacroix, R. C. Gaudreault and J.-F. Paquin, *Bioorg. Med. Chem. Lett.*, 2013, **23**, 1712.
- 8 (a) S. D. Edmondson, L. Wei, J. Xu, J. Shang, S. Xu, J. Pang, A. Chaudhary, D. C. Dean, H. He, B. Leiting, K. A. Lyons, R. A. Patel, S. B. Patel, G. Scapin, J. K. Wu, M. G. Beconi, N. A. Thornberry and A. E. Weber, *Bioorg. Med. Chem. Lett.*, 2008, **18**, 2409; (b) S. Oishi, H. Kamitani, Y. Kodera, K. Watanabe, K. Kobayashi, T. Narumi, K. Tomita, H. Ohno, T. Naito, E. Kodama, M. Matsuoka and N. Fujii, *Org. Biomol. Chem.*, 2009, **7**, 2872; (c) S. Couve-Bonnaire, D. Cahard and X. Pannecoucke, *Org. Biomol. Chem.*, 2007, **5**, 1151; (d) Y. Asahina, K. Iwase, F. Iinuma, M. Hosaka and T. Ishizaki, *J. Med. Chem.*, 2005, **48**, 3194; (e) S. Osada, S. Sano, M. Ueyama, Y. Chuman, H. Kodama and K. Sakaguchi, *Bioorg. Med. Chem.*, 2010, **18**, 605; (f) P. V. Veken, K. Senten, I. Kertész, I. D. Meester, A.-M. Lambeir, M.-B. Maes, S. Scharpé, A. Haemers and K. Augustyns, *J. Med. Chem.*, 2005, **48**, 1768.
- 9 C. Schneider, D. Masi, S. Couve-Bonnaire, X. Pannecoucke and C. Hoarau, *Angew. Chem. Int. Ed.*, 2013, **52**, 3246.
- 10 (a) J. J. Mousseau, J. A. Bull and A. B. Charette, *Angew. Chem. Int. Ed.*, 2010, **49**, 1115; (b) S. Sahnoun, S. Messaoudi, J.-D. Brion and M. Alami, *Eur. J. Org. Chem.*, 2010, 6097; (c) F. Besselièvre, S. Lebrequier, F. Mahuteau-Betzer and S. Piguel, *Synthesis*, 2009, 3511; (d) A. L. Gottumukkala, F. Derridj, S. Djebbar and H. Doucet, *Tetrahedron Lett.*, 2008, **49**, 2926.
- 11 (a) H. Amii and K. Uneyama, *Chem. Rev.*, 2009, **109**, 2119; (b) J. L. Kiplinger, T. G. Richmond and C. E. Osterberg, *Chem. Rev.*, 1994, **94**, 373.
- 12 (a) S. Dixon, *J. Org. Chem.*, 1956, 400; (b) K. Okuhara, *J. Org. Chem.*, 1976, **41**, 1487; (c) R. P. Gajewski, J. L. Jackson, N. D. Jones, J. K. Swartzendruber and J. B. Deeter, *J. Org. Chem.*, 1989, **54**, 3311.
- 13 (a) Y. Xiong, X.-X. Zhang, T. Huang and S. Cao, *J. Org. Chem.*, 2014, **79**, 6395; (b) W.-P. Dai, J. Xiao, G.-Y. Jin, J.-J. Wu, and S. Cao, *J. Org. Chem.*, 2014, **79**, 10537; (c) G. Jin, J. Zhang, W. Wu and S. Cao, *J. Fluorine Chem.*, 2014, **168**, 240.
- 14 J. Ichikawa, Y. Wada, M. Fujiwara and K. Sakoda, *Synthesis*, 2002, **13**, 1917.