

# Chemical Science

Accepted Manuscript



This is an *Accepted Manuscript*, which has been through the Royal Society of Chemistry peer review process and has been accepted for publication.

*Accepted Manuscripts* are published online shortly after acceptance, before technical editing, formatting and proof reading. Using this free service, authors can make their results available to the community, in citable form, before we publish the edited article. We will replace this *Accepted Manuscript* with the edited and formatted *Advance Article* as soon as it is available.

You can find more information about *Accepted Manuscripts* in the [Information for Authors](#).

Please note that technical editing may introduce minor changes to the text and/or graphics, which may alter content. The journal's standard [Terms & Conditions](#) and the [Ethical guidelines](#) still apply. In no event shall the Royal Society of Chemistry be held responsible for any errors or omissions in this *Accepted Manuscript* or any consequences arising from the use of any information it contains.

## ARTICLE

## Catalyst-controlled selective synthesis of pyridines and pyrroles

Cite this: DOI: 10.1039/x0xx00000x

Yaojia Jiang<sup>a</sup> and Cheol-Min Park<sup>b\*</sup>Received 00th January 2012,  
Accepted 00th January 2012

DOI: 10.1039/x0xx00000x

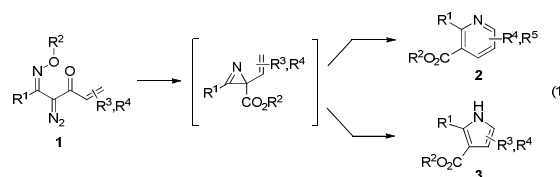
www.rsc.org/

We have developed a dual reaction manifold that enables selective synthesis of both pyridines and pyrroles from common substrates  $\alpha$ -diazo oxime ethers. The strong propensity of 1,3-dienyl nitrenes for  $4\pi$ -electrocyclization to give pyrroles could be diverted to  $6\pi$ -electrocyclization via 1,6-hydride shift or prototropic isomerization leading to exclusive formation of pyridines by employing metal nitrene complexes derived from  $\alpha$ -diazo oxime ethers under Rh(II) catalysis. Furthermore, an orthogonal catalytic system has been identified that promotes selective formation of 1H-pyrroles from the same substrates by redirecting the reactivity of vinyl 2H-azirine intermediates.

Metal nitrenes have drawn considerable interest due to their diverse reactivity.<sup>1-5</sup> Catalytic C–H amination based on metal nitrenes has recently emerged as a powerful tool that allows introduction of nitrogen functionality onto inert C–H bonds and efficient access to a variety of synthetically important amino compounds.<sup>6-13</sup> Meanwhile, through a disparate mechanism, metal nitrenes derived from aryl and vinyl azides have shown to provide facile access to indoles and other fused N-heterocycles,<sup>14-19</sup> which comprise core motifs in pharmaceuticals, natural products, and functional materials.<sup>20-22</sup> Recently, Driver et al. reported synthesis of pyrroles and indoles by metal-catalyzed rearrangement of 1,3-dienyl azides and aryl azides, respectively.<sup>23, 24</sup>

Cascade reactions offer great advantages for organic synthesis with respect to reduction of wastes, step efficiency, and alleviating time and efforts in handling intermediates.<sup>25-29</sup> In this regard, we have described a catalytic cascade synthesis of pyrroles from  $\alpha$ -diazo oxime ethers under Rh(II) catalysis.<sup>30</sup> Encouraged by these results, we became interested in the reactivity of 1,3-dienyl nitrenes as a platform for N-heterocycle synthesis, which could be readily accessible from  $\alpha$ -diazo oxime ethers via *in situ* formation of 2H-azirines. These nitrene intermediates could potentially participate in two alternative pathways: a)  $4\pi$ -electrocyclization.<sup>24, 31</sup> b)  $6\pi$ -electrocyclization via 1,6-hydride shift or prototropic isomerization. However, the strong propensity of 1,3-dienyl nitrenes for  $4\pi$ -electrocyclization to give pyrroles intrigued us whether modulation of the reactivity of nitrenes with an optimal transition metal catalyst may lead to alteration of their chemoselectivity toward  $6\pi$ -electrocyclization to provide pyridines.<sup>32-45</sup> In addition, challenges include the identification of catalysts with the ability to catalyze sequential formation of metal carbenes and nitrenes from  $\alpha$ -diazo oxime ethers in a

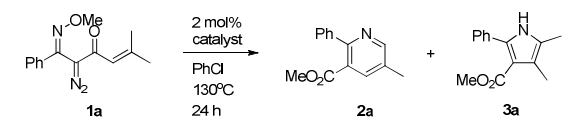
consecutive catalytic cycle. Furthermore, the development of a catalytic platform that allows exclusive formation of either pyridines or pyrroles<sup>46-53</sup> from common substrates is highly desirable. Herein, we describe the successful development of such a reaction manifold [Eq. (1)].



We began our exploration for the synthesis of pyridines by screening various metal salts employing  $\alpha$ -diazo oxime ether **1a** as a substrate (Table 1).<sup>53-56</sup> The use of Cu(OTf) gave pyridine **2a** in moderate yield, while Ag and Co catalysts resulted in the formation of a mixture of pyridine **2a** and pyrrole **3a**. (entries 1 – 3). To further optimize the selectivity for pyridine, we examined Rh(II) complexes bearing ligands with different steric and electronic attributes (entries 4 – 7) and found that Rh(II) complexes with both electron withdrawing and sterically bulky ligands gave moderate yields. Gratifyingly, Rh(OAc)<sub>2</sub> provides pyridine **2a** in 73% yield. Oxidation of dihydropyridine appears to be rapid as no observation of dihydropyridine.

With the optimized reaction conditions in hand, we proceeded to survey the scope of the reaction (Table 2). First, we examined the regioselectivity of the reaction by employing substrate **1b** bearing two different substituents (R<sup>2</sup> and R<sup>3</sup>). Subjection of **1b** bearing methyl and isobutyl groups to the reaction conditions led to the formation of **2b** as a single isomer in which C–N bond formation occurred at the methyl group, which is *syn* to the nitrene. To our surprise, **1d** bearing

Table 1. Optimization of Pyridine Synthesis



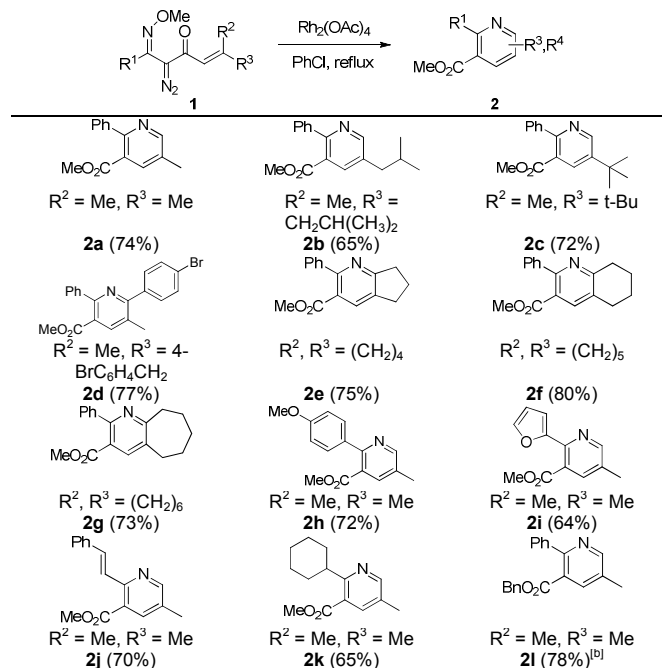
| Entry <sup>a</sup> | Catalyst                           | Yield [%] <sup>b</sup> |    |
|--------------------|------------------------------------|------------------------|----|
|                    |                                    | 2a                     | 3a |
| 1                  | Cu(OTf)                            | 53                     | -  |
| 2                  | Ag(OAc)                            | 25                     | 38 |
| 3                  | Co(OAc) <sub>2</sub>               | 28                     | 31 |
| 4                  | Rh <sub>2</sub> (pfb) <sub>4</sub> | 45                     | -  |
| 5                  | Rh <sub>2</sub> (Piv) <sub>4</sub> | 57                     | -  |
| 6 <sup>c</sup>     | Rh <sub>2</sub> (esp) <sub>2</sub> | 61                     | -  |
| 7                  | Rh <sub>2</sub> (OAc) <sub>4</sub> | 73                     | -  |

<sup>a</sup> Reaction conditions: **1a** (0.1 mmol), catalyst (2 mol%), PhCl (1.0 mL), 130 °C, 24 h. <sup>b</sup> NMR yields. <sup>c</sup> methyl 2,2-dimethyl-5-phenyl-2*H*-pyrrole-4-carboxylate (16%). pfb = perfluorobutyrate, TFA = trifluoroacetate, Piv = pivalate, esp =  $\alpha,\alpha,\alpha',\alpha'$ -tetramethyl-1,3-benzenedipropionate.

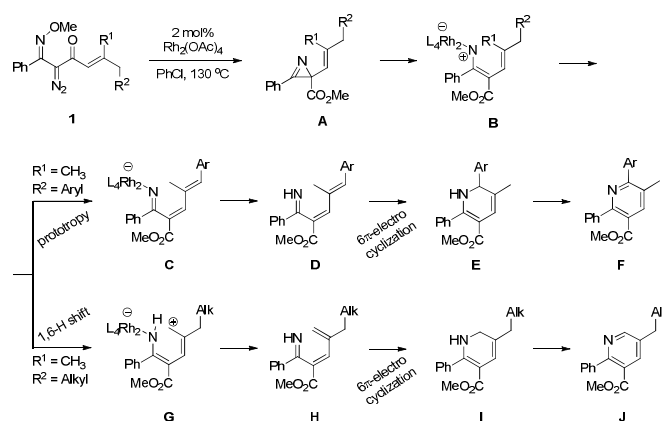
*p*-bromobenzyl group in place of isobutyl group gave **2d** resulting from the reaction at the benzylic site. This observation clearly rules out a reaction mechanism based on direct C-H insertion because of the geometric constraint, which prevents the nitrene from reacting at the benzylic site without prior isomerization. The potential isomerization during the formation of 2*H*-azirine intermediate was ruled out by examination of the alkene configuration of the isolated 2*H*-azirine intermediate (see the supporting information for NOE experiment). From these experimental results, we propose that the reaction mechanism is dissected into thermodynamic and kinetic pathways depending on the type of substituents for R<sup>2</sup> (Scheme 1). For substrates with R<sup>2</sup> = aryl group, isomerization of the nitrene intermediate **B** to **C** via prototropic isomerization of the benzylic proton provides thermodynamically more stable 1-azatriene **D**. On the other hand, for those with R<sup>2</sup> = alkyl group, 1,6-hydride shift from the substituents *syn* to the nitrenes is favored to afford kinetic 1-azatriene **H**.

A variety of fused bicyclic pyridines are readily prepared in good yields by incorporating desired size of rings onto alkenes (Table 2, **2e–g**). We also examined the tolerability of R<sup>1</sup> group and found that various types of substituents could be accommodated (**2h–k**). The reaction with substrates bearing electron-rich aryl (**2h**) and heteroaryl (**2i**) groups proceeded smoothly to give the corresponding pyridines in 72% and 64%, respectively. Also, those with vinyl and alkyl groups reacted well to give pyridines (**2j** and **2k**, respectively). Different esters can be prepared by employing corresponding oxime ethers. Thus, pyridine with benzyl ester (**2l**) could be prepared in good yield by using benzyl oxime ether.

Next, we explored the feasibility of the synthesis of pyrroles from the same substrates  $\alpha$ -diazo oxime ethers. Thus, a successful catalyst would promote multiple sequential rearrangements initiated by generation of carbenoid **A**, which undergoes rearrangement to give vinyl azirine **B**. Subsequent isomerization and substituent shift leads to the formation of 1*H*-pyrrole **3a** (Scheme 2). Due to the competitive formation of 2*H*-pyrrole **3a'**, the ability of a catalyst to promote migration of the *gem*-substituents on intermediate **C** is crucial. While conversion was sluggish with Ni(0) providing the 2*H*-azirine

Table 2. Substrate Scope of Pyridine Synthesis<sup>[a]</sup>

[a] Reaction conditions: **1** (0.2 mmol), catalyst (2 mol%), PhCl (2.0 mL), 130 °C, 24 h. [b] benzyl oxime ether.



Scheme 1. Proposed reaction mechanism for pyridine formation.

intermediate as the major product (Table 3, entry 1), substantial improvement was obtained by the use of Ni(II) catalysts along with concomitant formation of **3a'** (entry 2, 62%). While addition of various ligands did not significantly improve the yield, we were gratified to find that the use of NiCl<sub>2</sub> with PPh<sub>3</sub> as ligand gave **3a** in 82% yield (entry 8).

With the optimized conditions in hand, we surveyed the substrate scope of the synthesis of pyrroles (Table 4). Overall, the pyrrole formation proceeded smoothly with good to excellent yields. First, we examined the migratory aptitude of the germinal substituents of the intermediate 2*H*-pyrroles. While substrates bearing similar primary alkyl substituents resulted in the formation of a mixture (**3b** and **3bb**), selective migration was observed with more disparate substituents such as *t*-Bu and benzylic groups (**3c** and **3d**). In contrast to the Rh(II) catalysis, it is of note that the formation of pyridine **2d**

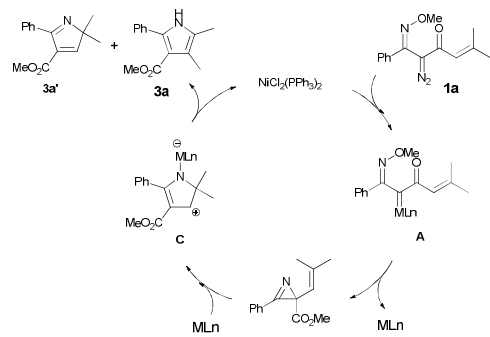
Scheme 2. Proposed reaction mechanism for 1*H*-pyrrole formation.

Table 3. Optimization of Pyrrole Synthesis

| Entry <sup>[a]</sup> | Catalyst  | 3a | 3a' | 2a |
|----------------------|---|----|-----|----|
| 1 <sup>[c,d]</sup>   | Ni(cod) <sub>2</sub> /PPh <sub>3</sub>                  | 10 | 11  | -  |
| 2                    | Ni(acac) <sub>2</sub>                                   | 62 | 13  | -  |
| 3 <sup>[e]</sup>     | Ni(acac) <sub>2</sub> /dppf                             | 60 | 23  | -  |
| 4 <sup>[d]</sup>     | Ni(acac) <sub>2</sub> /dppe                             | 60 | 6   | -  |
| 5 <sup>[e]</sup>     | NiCl <sub>2</sub> (dppp)                                | 66 | -   | 21 |
| 6 <sup>[d]</sup>     | Ni(acac) <sub>2</sub> /PPh <sub>3</sub>                 | 78 | -   | -  |
| 7 <sup>[d]</sup>     | Ni(acac) <sub>2</sub> /P <sup>(o)Tol</sup> <sub>3</sub> | 67 | 6   | -  |
| 8                    | NiCl <sub>2</sub> (PPh <sub>3</sub> ) <sub>2</sub>      | 82 | 6   | -  |

[a] Reaction conditions: **1a** (0.1 mmol), catalyst (10 mol%), PhCl (1.0 mL), 130 °C, 36 h. [b] NMR yields. [c] methyl 2-(2-methylprop-1-en-1-yl)-3-phenyl-2*H*-azirine-2-carboxylate (72%). [d] 20 mol% ligand. [e] 10 mol% ligand. cod = cyclooctadiene, acac = acetylacetonate, dppe = 1,2-bis(diphenylphosphino)ethane, dppp = 1,3-bis(diphenylphosphino)propane, dppf = 1,1'-bis(diphenylphosphanyl)ferrocene, <sup>o</sup>Tol = tri(*o*-tolyl)phosphine.

was completely suppressed under Ni(II) catalysis. Bicyclic pyrroles can be readily prepared by employing cyclic substrates (**3e**, **3f**, **3h**, and **3i**). Consistent with the migratory aptitude, vinyl groups regardless of being acyclic or *endo*-cyclic smoothly undergo migration over alkyl groups (**3g–i**). It is noteworthy that indole **3h** was formed through spontaneous oxidation. Likewise, alkyne group participates in selective migration (**3j**). Examination of electronic influence on the migratory aptitude revealed that migration of electron deficient substituents is disfavored (**3k**, **3l** vs. **3m**). Also, the reaction with heterocyclic substrate proceeds selectively to provide the pyrrole with heterocyclic substituent (**3n**). The reaction also proceeded well with various types of substituents for R<sup>1</sup> such as aryl, heteroaryl, and alkyl groups (**3o–r**).

In summary, a dual reaction manifold that allows selective synthesis of both pyridines and pyrroles from common substrates  $\alpha$ -diazo oxime ethers has been developed. Mechanistic study indicates the pyridine formation is initiated by 1,6-hydride shift or prototropic isomerization depending on the type of substituents. The reaction scope of these transformations demonstrates that a variety of diverse structures of these important N-heterocycles are readily accessible from  $\alpha$ -diazo oxime ethers with high efficiency.

Table 4. Substrate Scope of Pyrrole Synthesis<sup>[a]</sup>

|   |   |                        |
|---|---|------------------------|
| <p><b>3a</b> (82%)</p>                      | <p><b>3b</b>, <b>3bb</b> (1.7 : 1, 82%)</p> | <p><b>3c</b> (67%)</p> |
| <p><b>3d</b> (74%)</p>                      | <p><b>3e</b> (70%)</p>                      | <p><b>3f</b> (58%)</p> |
| <p><b>3g</b> (84%)</p>                      | <p><b>3h</b> (44%)</p>                      | <p><b>3i</b> (78%)</p> |
| <p><b>3j</b> (92%)</p>                      | <p><b>3k</b> (80%)</p>                      | <p><b>3l</b> (78%)</p> |
| <p><b>3m</b>, <b>3mm</b> (1.8 : 1, 89%)</p> | <p><b>3n</b> (72%)</p>                      | <p><b>3o</b> (81%)</p> |
| <p><b>3p</b> (68%)</p>                      | <p><b>3q</b> (84%)</p>                      | <p><b>3r</b> (77%)</p> |

[a] Reaction conditions: **1** (0.2 mmol), catalyst (10 mol%), PhCl (2.0 mL), 130 °C, 36 h.

## Acknowledgements

We gratefully acknowledge UNIST (Ulsan National Institute of Science and Technology) and Nanyang Technological University. We thank Wei Chuen Chan for the assistance with preparation of several substrates.

## Notes and references

<sup>a</sup> Division of Chemistry and Biological Chemistry, Nanyang Technological University, Singapore 637616, Singapore

<sup>b</sup> Department of Chemistry, UNIST (Ulsan National Institute of Science and Technology), Ulsan 689-798, Korea. Email: [cmpark@unist.ac.kr](mailto:cmpark@unist.ac.kr)

Electronic Supplementary Information (ESI) available: [experimental procedures and characterization data]. See DOI: 10.1039/b000000x/

1. G. Dequierez, V. Pons and P. Dauban, *Angew. Chem. Int. Ed.*, 2012, **51**, 7384-7395.
2. J. F. Berry, *Dalton Trans.*, 2012, **41**, 700-713.
3. C. Wentrup, *Acc. Chem. Res.*, 2011, **44**, 393-404.
4. D. Karila and R. H. Dodd, *Curr. Org. Chem.*, 2011, **15**, 1507-1538.
5. N. Gritsan and M. Platz, *Photochemistry of azides: the azide/nitrene interface*, John Wiley & Sons Ltd., 2010.
6. J. L. Roizen, M. E. Harvey and B. J. Du, *Acc. Chem. Res.*, 2012, **45**, 911-922.
7. T. A. Ramirez, B. Zhao and Y. Shi, *Chem. Soc. Rev.*, 2012, **41**, 931-942.
8. R. T. Gephart and T. H. Warren, *Organometallics*, 2012, **31**, 7728-7752.
9. H. Lu and X. P. Zhang, *Chem. Soc. Rev.*, 2011, **40**, 1899-1909.
10. F. Collet, C. Lescot and P. Dauban, *Chem. Soc. Rev.*, 2011, **40**, 1926-1936.
11. C.-M. Che, V. K.-Y. Lo, C.-Y. Zhou and J.-S. Huang, *Chem. Soc. Rev.*, 2011, **40**, 1950-1975.
12. F. Collet, R. H. Dodd and P. Dauban, *Chem. Commun.*, 2009, 5061-5074.
13. R. Skouta and C.-J. Li, *Tetrahedron*, 2008, **64**, 4917-4938.
14. K. Okamoto, T. Oda, S. Kohigashi and K. Ohe, *Angew. Chem. Int. Ed.*, 2011, **50**, 11470-11473.
15. I. Cano, E. Álvarez, M. C. Nicasio and P. J. Pérez, *J. Am. Chem. Soc.*, 2011, **133**, 191-193.
16. T. G. Driver, *Org. Biomol. Chem.*, 2010, **8**, 3831-3846.
17. X. Li, Y. Du, Z. Liang, X. Li, Y. Pan and K. Zhao, *Org. Lett.*, 2009, **11**, 2643-2646.
18. G. Hajos and Z. Riedl, *Curr. Org. Chem.*, 2009, **13**, 791-809.
19. M. Alvarez-Corral, M. Munoz-Dorado and I. Rodriguez-Garcia, *Chem. Rev.*, 2008, **108**, 3174-3198.
20. A. F. Pozharskii, A. Soldatenkov and A. R. Katritzky, *Heterocycles in Life and Society: An Introduction to Heterocyclic Chemistry, Biochemistry and Applications*, Wiley, 2011.
21. J. P. Michael, *Natural Product Reports*, 2005, **22**, 627-646.
22. D. O'Hagan, *Natural Product Reports*, 2000, **17**, 435-446.
23. L. Jiao-Jie, M. Tian-Sheng and Y. Jin-Quan, *Angew. Chem. Int. Ed.*, 2008, **47**, 6452-6455.
24. H. Dong, M. Shen, J. E. Redford, B. J. Stokes, A. L. Pumphrey and T. G. Driver, *Org. Lett.*, 2007, **9**, 5191-5194.
25. P. F. Xu and W. Wang, *Catalytic Cascade Reactions*, Wiley, 2013.
26. L.-Q. Lu, J.-R. Chen and W.-J. Xiao, *Acc. Chem. Res.*, 2012, **45**, 1278-1293.
27. T. J. J. Müller, *Metal Catalyzed Cascade Reactions*, Springer, 2010.
28. C. Grondal, M. Jeanty and D. Enders, *Nat Chem*, 2010, **2**, 167-178.
29. K. C. Nicolaou, D. J. Edmonds and P. G. Bulger, *Angew. Chem. Int. Ed.*, 2006, **45**, 7134-7186.
30. Y. Jiang, W. C. Chan and C.-M. Park, *J. Am. Chem. Soc.*, 2012, **134**, 4104-4107.
31. W. Hinz, R. Alan Jones, S. U. Patel and K. part) Mary-Helen, *Tetrahedron*, 1986, **42**, 3753-3758.
32. N. S. Y. Loy, A. Singh, X. Xu and C.-M. Park, *Angew. Chem. Int. Ed.*, 2013, **52**, 2212-2216.
33. D. G. Stark, L. C. Morrill, P.-P. Yeh, A. M. Z. Slawin, T. J. C. O'Riordan and A. D. Smith, *Angew. Chem. Int. Ed.*, 2013, **52**, 11642-11646.
34. Z. Shi and T.-P. Loh, *Angew. Chem. Int. Ed.*, 2013, **52**, 8584-8587.
35. C.-H. Lei, D.-X. Wang, L. Zhao, J. Zhu and M.-X. Wang, *J. Am. Chem. Soc.*, 2013, **135**, 4708-4711.
36. J. M. Neely and T. Rovis, *J. Am. Chem. Soc.*, 2012, **135**, 66-69.
37. W. Gati, M. M. Rammah, M. B. Rammah, F. Couty and G. Evano, *J. Am. Chem. Soc.*, 2012, **134**, 9078-9081.
38. C. Wang, X. Li, F. Wu and B. Wan, *Angew. Chem. Int. Ed.*, 2011, **50**, 7162-7166.
39. M. Z. Chen and G. C. Micalizio, *J. Am. Chem. Soc.*, 2011, **134**, 1352-1356.
40. I. Nakamura, D. Zhang and M. Terada, *J. Am. Chem. Soc.*, 2010, **132**, 7884-7886.
41. T. Sakai and R. L. Danheiser, *J. Am. Chem. Soc.*, 2010, **132**, 13203-13205.
42. F. Sha and X. Huang, *Angew. Chem. Int. Ed.*, 2009, **48**, 3458-3461.
43. S. Liu and L. S. Liebeskind, *J. Am. Chem. Soc.*, 2008, **130**, 6918-6919.
44. D. A. Colby, R. G. Bergman and J. A. Ellman, *J. Am. Chem. Soc.*, 2008, **130**, 3645-3651.
45. J. Barluenga, M. Á. Fernández-Rodríguez, P. García-García and E. Aguilar, *J. Am. Chem. Soc.*, 2008, **130**, 2764-2765.
46. M. Zhang, H. Neumann and M. Beller, *Angew. Chem. Int. Ed.*, 2013, **52**, 597-601.
47. D. Srimani, Y. Ben-David and D. Milstein, *Angew. Chem. Int. Ed.*, 2013, **52**, 4012-4015.
48. Z. Shi, M. Suri and F. Glorius, *Angew. Chem. Int. Ed.*, 2013, **52**, 4892-4896.
49. J. Liu, Z. Fang, Q. Zhang, Q. Liu and X. Bi, *Angew. Chem. Int. Ed.*, 2013, **52**, 6953-6957.
50. W. J. Humenny, P. Kyriacou, K. Sapeta, A. Karadeolian and M. A. Kerr, *Angew. Chem. Int. Ed.*, 2012, **51**, 11088-11091.
51. M. P. Huestis, L. Chan, D. R. Stuart and K. Fagnou, *Angew. Chem. Int. Ed.*, 2011, **50**, 1338-1341.
52. S. Rakshit, F. W. Patureau and F. Glorius, *J. Am. Chem. Soc.*, 2010, **132**, 9585-9587.
53. E. Lourdasamy, L. Yao and C.-M. Park, *Angew. Chem. Int. Ed.*, 2010, **49**, 7963-7967.
54. X. Qi, X. Xu and C.-M. Park, *Chem. Commun.*, 2012, **48**, 3996-3998.
55. X. Qi, L. Dai and C.-M. Park, *Chem. Commun.*, 2012, **48**, 11244-11246.
56. X. Qi, Y. Jiang and C.-M. Park, *Chem. Commun.*, 2011, **47**, 7848-7850.