

ChemComm

Accepted Manuscript



This is an *Accepted Manuscript*, which has been through the Royal Society of Chemistry peer review process and has been accepted for publication.

Accepted Manuscripts are published online shortly after acceptance, before technical editing, formatting and proof reading. Using this free service, authors can make their results available to the community, in citable form, before we publish the edited article. We will replace this *Accepted Manuscript* with the edited and formatted *Advance Article* as soon as it is available.

You can find more information about *Accepted Manuscripts* in the [Information for Authors](#).

Please note that technical editing may introduce minor changes to the text and/or graphics, which may alter content. The journal's standard [Terms & Conditions](#) and the [Ethical guidelines](#) still apply. In no event shall the Royal Society of Chemistry be held responsible for any errors or omissions in this *Accepted Manuscript* or any consequences arising from the use of any information it contains.

COMMUNICATION

Direct Fluorination of Styrenes

Qian Shao^a and Yong Huang^{*a}

Cite this: DOI: 10.1039/x0xx00000x

Received 00th January 2012,

Accepted 00th January 2012

DOI: 10.1039/x0xx00000x

www.rsc.org/

We have developed a practical method to synthesize fluorostyrene compounds. A mild and regioselective mono-fluorination reaction occurred smoothly for various di- and trisubstituted styrenes in the presence of RuCl₃ and *N*-Fluorobenzenesulfonimide (NFSI). A tandem alkyne hydroarylation/olefin fluorination was also developed using Au catalysis.

Fluorine atom plays a very unique role in modulating the property of functional molecules such as pharmaceuticals, peptides, polymers and agrochemicals.¹ Its enhanced lipophilicity and metabolic stability has made fluorination an exceptional tool to modify a molecule's overall physicochemical properties. Among fluorinated compounds, fluoroalkenes found wide application in peptidomimics² and fluoropolymers.³ For example; vinyl fluoride has a size and dipole moment similar to an amide bond (Figure 1), therefore has been used as an amide isostere to alter the conformation of peptides.

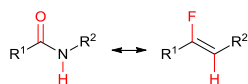
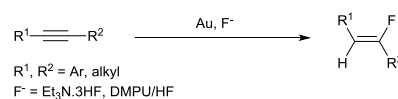


Figure 1. Fluoroalkenes as amide isostere

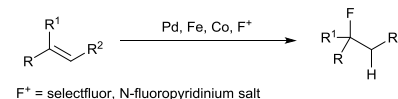
Considering the importance of fluoroalkenes in medicinal chemistry and material science, they have become an important target for synthetic method development. The classical Wittig olefination using phosphonium monofluoromethylides is a robust method for converting aldehydes and ketones to their corresponding fluoroolefin derivatives.⁴ Fluoromethylenation of ketones can be accomplished via Julia-Kocienski olefination.⁵ Alkyl halides can be converted to terminal fluoroalkenes using fluorobis-(phenylsulfonyl)methane in a substitution-elimination sequence.⁶ In addition, nucleophilic SN2' additions of nucleophiles (cuprates, organolithium and amines) to 3,3-difluoropropenes were also reported.⁷ More recently, efforts have been focused on transition

metals catalyzed processes that accommodated wide functional group tolerance and mild reaction condition (Figure 2). Gold-catalysed hydrofluorination reaction of alkyne using various F⁻ reagents was reported independently by Sadighi, Miller, Nolan, Hammond and Xu.⁸ Gouverneur and Nevado groups reported synthesis of fluoroalkenes using propargyl esters under gold catalysis.⁹ Related hydrofluorination of alkenes using F⁺ reagents were independently accomplished by Gouverneur, Boger, Shigehisa and Hiroya (Figure 2).¹⁰ Aminofluorination of alkenes using palladium catalysis was reported by Liu.¹¹ Despite these advances, direct conversion of industrial olefinic hydrocarbon feedstock to fluoroalkenes remains a significant challenge. Herein, we report our progress on converting styrenes to fluorostyrenes using Ru catalysis.

Hydrofluorination of alkynes (Sadighi, Miller, Nolan, Hammond and Xu)



Hydrofluorination of alkenes (Gouverneur, Boger, Shigehisa and Hiroya)



Direct C-H fluorination of styrenes (this report)

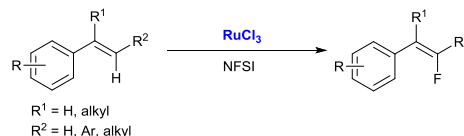
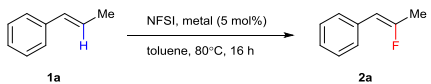


Figure 2. Fluorination of alkynes and alkenes using transition metal catalysis

We initiated our investigation by affecting *trans*- β -methylstyrene with various electrophilic fluorinating agents using transition metals. Most F⁺ reagents generated complex mixtures, with only NFSI led to a small amount of the desired fluoroolefin product. A number of transition metals were found to promote this direct C-H fluorination

Considering the importance of fluoroalkenes in medicinal chemistry. When the reaction was performed using 5 mol% RuCl_3 and 1.2 eq. NFSI in toluene at 80°C for 16 hours, product **2a** was observed in 70% GC yield. The catalyst loading could be lowered to 2 mol% without compromising yield. The use of 4\AA molecular sieves further improved conversion and the product was isolated in 78% yield (Table 1, entry 14). The reaction occurred exclusively at the β position of the styrene, with the (*Z*) product being the sole olefinic isomer. No α - or allylic fluorination product was observed.

Table 1. Catalyst survey for the fluorination of *trans*- β -methylstyrene^a

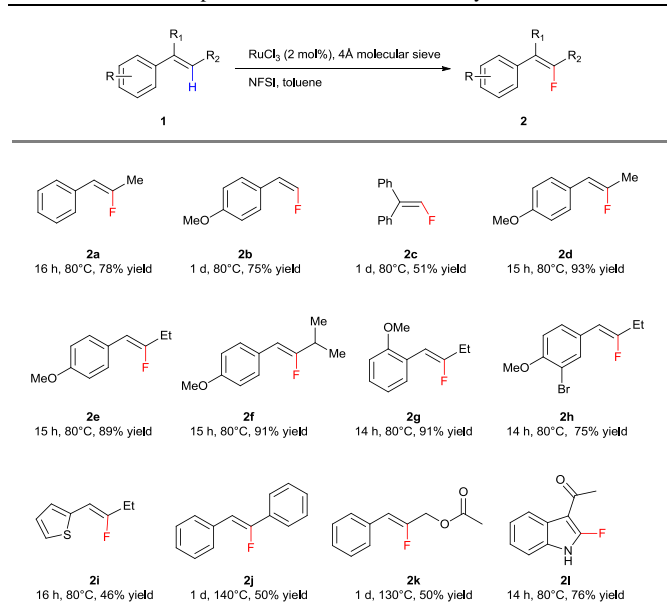


entry	catalyst	yield (%) ^b
1	$\text{Pd}(\text{OAc})_2$	--
2	$\text{Cu}(\text{OAc})_2$	--
3	$\text{Cu}(\text{OPiv})_2$	38
4	FeCl_2	--
5	AgOAc	39
6	$[\text{RhCp}^*(\text{OAc})_2]_2$	42
7	$\text{Yb}(\text{OTf})_3 \cdot \text{H}_2\text{O}$	--
8	$\text{Sc}(\text{OTf})_3$	--
9	$\text{In}(\text{OTf})_3$	6
10	$\text{Zn}(\text{OTf})_2$	31
11	NiCl_2	48
12	Ph_3PAuCl	54
13	RuCl_3	70
14 ^c	RuCl_3	78

^a Unless noted otherwise, the reaction was conducted using **1a** (0.5 mmol), NFSI (0.6 mmol), and a metal catalyst (0.025 mmol, 5 mol%) in toluene (2.5 mL) at 80°C for 16 hr. ^b Yields were determined by GC-MS using biphenyl as the internal standard. ^c The catalyst loading was 2 mol%; Molecular sieves (4\AA , 100 mg) was used; isolated yield.

With the optimized reaction condition in hand, we next turned our attention to examine the scope of styrene (Table 2). For styrenes bearing a β substituent, the monofluorination occurred at the β carbon only. Both alkyl and aryl groups were tolerated. The reaction of β isopropyl *p* methoxystyrene proceeded smoothly at 80°C , affording the desired fluorostyrene product **2f** in 91% yield. Terminal styrenes also underwent smooth monofluorination. (*Z*) 2 fluoro *p* methoxystyrene **2b** was prepared in 75% yield from *p* methoxy styrene. It is noteworthy that this exclusive site selectivity is unprecedented, considering the fluorination occurred at the most crowded *cis* β -C-H bond. Neither aryl C-H fluorination or oxidation of the aryl were observed for electron rich substrates. Both *p*- and *o*-methoxystyrene analogues were fluorinated in high yield. Heterocyclic vinyl C-H worked equally well. Stilbenes and cinnamyl substrates were less reactive and further elevated temperature was required. For 2 acyl indole, the fluorination occurred at the C2 position.

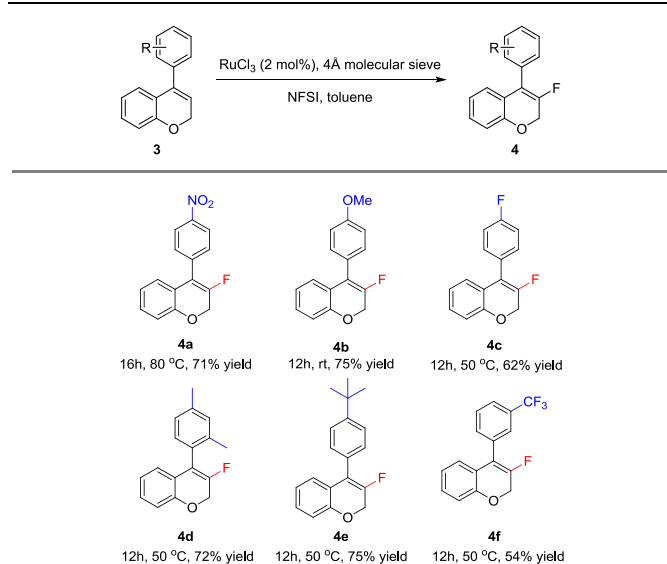
Table 2. Substrate scope of terminal and substituted styrenes^a



^a The reactions were performed on a 0.5 mmol scale; isolated yield.

The selectivity for the *cis* β -C-H was intriguing. We next examined substrates with the *cis* β position blocked. A number of chromenes were tested (Table 3). To our delight, chromenes bearing either electron rich or electron poor substituents underwent facile *trans* β -C-H fluorination at lower temperature. The reaction was noticeably faster for electron-rich olefins. For substrate containing a strong electron withdrawing NO_2 group, the reaction required 80°C to proceed. Again, no aryl and allylic fluorination was observed.

Table 3. The Substrate Scope of Chromenes^a



^a The reactions were performed on a 0.5 mmol scale; isolated yield.

Based on this result, we were encouraged to develop a hydroarylation/fluorination cascade reaction to synthesize fluorochromenes using more readily available aryl propargyl ethers.

Ru failed to promote the first hydroarylation step. Gold, on the other hand, was found to catalyse both C C and C F bond formation sequentially (Figure 3). For this cascade, the fluorination was believed to occur via a vinyl gold intermediate.¹²

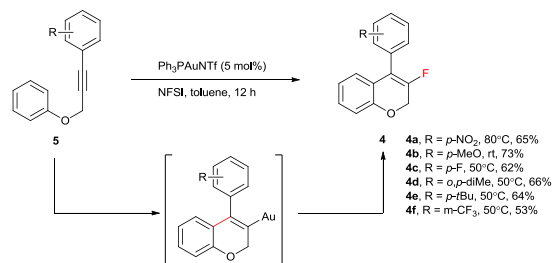


Figure 3. Tandem hydroarylation/fluorination of aryl propargyl ethers

Isotope experiments were performed and the rate difference between H and D substrates was not significant enough for direct involvement of a C H bond cleavage as the rate limiting step. Liu and co workers developed a palladium catalyzed aminofluorination reaction of styrenes using NFSI. In their work, small quantity of the corresponding styrenyl fluoride was observed as a 1:2 E/Z isomeric mixture (6%).¹¹ The exclusive cis β selectivity observed using our method suggests a different reaction mechanism using Ru. In addition, the Liu's product was subjected to our standard condition, and no desired styrenyl fluoride was obtained. Therefore, the aminofluorinated intermediate is not the intermediate for our reaction. The exact reaction mechanism remained unclear. Likely, an electrophilic fluorination pathway is operable. The exclusive cis β -selectivity might be a result of intramolecular hydrogen bonding between fluorine and the ortho aryl C H bond. In depth mechanistic investigation is currently ongoing.

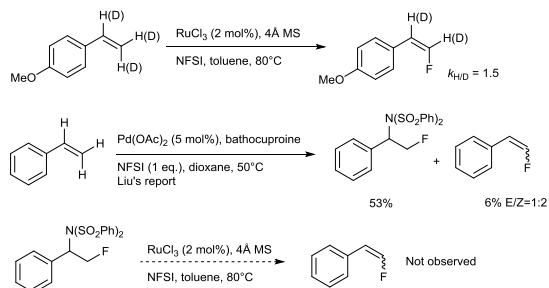


Figure 4. Mechanistic experiments

Conclusions

In summary, we report a high selective olefin fluorination reaction using aryl olefins. A wide range of styrenyl and chromenyl fluorides were synthesized in good yields using RuCl_3 as catalyst. A gold catalysed hydroarylation/fluorination cascade has also been developed to access substituted fluorochromene analogues using propargyl ethers.

This work is financially supported by the National Natural Science Foundation of China (21372013) and the Shenzhen Peacock Program (KQTD201103). Y. H. thanks the MOE for the Program for New Century Excellent Talents in University.

Notes and references

^a Key Laboratory of Chemical Genomics, Peking University, Shenzhen Graduate School, Shenzhen, 518055 China

† Electronic Supplementary Information (ESI) available: experimental procedures, product characterizations and copies of NMR spectra. See DOI: 10.1039/c000000x/

- K. Müller, C. Faeh and F. Diederich, *Science*, 2007, **317**, 1881; S. Purser, P. R. Moore, S. Swallow and V. Gouverneur, *Chem. Soc. Rev.*, 2008, **37**, 320; F. Guittard, E. T. de Givenchy, S. Geribaldi and A. Cambon, *J. Fluorine Chem.*, 1999, **100**, 85; F. Babudri, G. M. Farinola, F. Naso and R. Ragni, *Chem. Commun.*, 2007, 1003; M. Cametti, B. Crousse, P. Metrangolo, R. Milani and G. Resnati, *Chem. Soc. Rev.*, 2012, **41**, 31; R. Berger, G. Resnati, P. Metrangolo, E. Weber and J. Hulliger, *Chem. Soc. Rev.*, 2011, **40**, 3496; C. M. Kassis, J. K. Steehler, D. E. Betts, Z. B. Guan, T. J. Romack, J. M. DeSimone and R. W. Linton, *Macromolecules*, 1996, **29**, 3247; M. G. Dhara and S. Banerjee, *Prog. Polym. Sci.*, 2010, **35**, 1022; S. Schlegl, R. Kramer, D. Lenko, H. Schroettner, R. Schaller, A. Holzner and W. Kern, *Eur. Polym. J.* 2011, **47**, 2321; D. Anton, *Adv. Mater.*, 1998, **10**, 1197; P. Kirsch and A. Hahn, *Eur. J. Org. Chem.*, 2005, 3095; Y. Li, *Acc. Chem. Res.*; 2012, **45**, 723; P. Jeschke, *Chem. Bio. Chem.*, 2004, **5**, 570; D. O'Hagan, *Chem. Soc. Rev.*, 2008, **37**, 308.
- R. J. Abraham, S. L. R. Ellison, P. Schonholzer and W. A. Thomas, *Tetrahedron*, 1986, **42**, 2101; P. A. Bartlett and A. Otake, *J. Org. Chem.*, 1995, **60**, 3107; T. Allmendinger, E. Felder and E. Hungerbühler, *Tetrahedron Lett.*, 1990, **31**, 7301; T. Allmendinger, P. Furet and E. Hungerbühler, *Tetrahedron Lett.*, 1990, **31**, 7297; L. G. Boros, B. Decorte, R. H. Gimi, J. T. Welch, Y. Wu and R. E. Handschumacher, *Tetrahedron Lett.*, 1994, **35**, 6033; J. T. Welch and J. Lin, *Tetrahedron*, 1996, **52**, 291.
- J. F. Lontz and W. B. Happoldt, *Ind. Eng. Chem.*, 1952, **44**, 1800; K. L. Berry and J. H. Peterson, *J. Am. Chem. Soc.*, 1951, **73**, 5195.
- M. Schlosser and M. Zimmermann, *Synthesis*, 1969, 75; S. Hayashi, T. Nakai, N. Ishikawa, D. J. Burton, D. G. Nae and H. S. Kesling, *Chem. Lett.*, 1979, 983; D. A. Dixon and B. E. Smart, *J. Am. Chem. Soc.*, 1986, **108**, 7172.
- G. K. S. Prakash, A. Shakhmin, M. Zibinsky, I. Ledneczeki, S. Chacko and G. A. Olah, *J. Fluorine Chem.*, 2010, **131**, 1192; L. Zhu, C. Ni, Y. Zhao and J. Hu, *Tetrahedron*, 2010, **66**, 5089.
- G. K. S. Prakash, S. Chacko, H. Vaghoo, N. Shao, L. Gurung, T. Mathew and G. A. Olah, *Org. Lett.*, 2009, **11**, 1127.
- Y. Nakamura, M. Okada, M. Koura, M. Tojo, A. Saito, A. Sato and T. Taguchi, *J. Fluorine Chem.*, 2006, **127**, 627; T. Narumi, A. Niida, K. Tomita, S. Oishi, A. Otaka, H. Ohno and N. Fujii, *Chem. Commun.*, 2006, 4720; T. Narumi, K. Tomita, E. Inokuchi, K. Kobayashi, S. Oishi, H. Ohno and N. Fujii, *Tetrahedron*, 2008, **64**, 4332; M. Bergeron, T. Johnson and J. F. Paquin, *Angew. Chem. Int. Ed.*, 2011, **50**, 11112; J. F. Paquin, *Synlett*, 2011, 289.
- J. A. Akana, K. X. Bhattacharyya, P. Mueller and J. P. Sadighi, *J. Am. Chem. Soc.*, 2007, **129**, 7736; B. C. Gorske, C. T. Mbofana and S. J. Miller, *Org. Lett.*, 2009, **11**, 4318; O. E. Okoromoba, J. Han, G. B. Hammond, and B. Xu, *J. Am. Chem. Soc.*, 2014, **136**, 14381; F. Nagra, S. R. Patrick, D. Bello, M. Brill, A. Obled, D. B. Cordes, A. M. Z. Slawin, D. O'Hagan, and S. P. Nolan, *ChemCatChem*, 2015, **7**, 240.
- M. Schuler, F. Silva, C. Bobbio, A. Tessier and V. Gouverneur, *Angew. Chem. Int. Ed.*, 2008, **47**, 7927; T. de Haro and C. Nevado, *Chem. Commun.*, 2011, **47**, 248.
- E. Emer, L. Pfeifer, J. M. Brown, and V. Gouverneur, *Angew. Chem. Int. Ed.*, 2014, **53**, 4181; T. J. Barker, D. L. Boger, *J. Am. Chem. Soc.*, 2012, **134**, 13588; H. Shigehisa, E. Nishi, M. Fujisawa, K. Hiroya, *Org. Lett.*, 2013, **15**, 5158.
- T. Wu, G. Yin, and G. Liu, *J. Am. Chem. Soc.*, 2009, **131**, 16354; S. Qiu, T. Xu, J. Zhou, Y. Guo and G. Liu, *J. Am. Chem. Soc.*, 2010, **132**, 2856.

- 12 M. T. Reetz and K. Sommer, *Eur. J. Org. Chem.*, 2003, 3485; Z. J. Shi and C. He, *J. Org. Chem.*, 2004, **69**, 3669; I. N. Lykakis, C. Efe, C. Gryparis and M. Stratakis, *Eur. J. Org. Chem.*, 2011, 2334.