

# ChemComm

Accepted Manuscript



This is an *Accepted Manuscript*, which has been through the Royal Society of Chemistry peer review process and has been accepted for publication.

*Accepted Manuscripts* are published online shortly after acceptance, before technical editing, formatting and proof reading. Using this free service, authors can make their results available to the community, in citable form, before we publish the edited article. We will replace this *Accepted Manuscript* with the edited and formatted *Advance Article* as soon as it is available.

You can find more information about *Accepted Manuscripts* in the [Information for Authors](#).

Please note that technical editing may introduce minor changes to the text and/or graphics, which may alter content. The journal's standard [Terms & Conditions](#) and the [Ethical guidelines](#) still apply. In no event shall the Royal Society of Chemistry be held responsible for any errors or omissions in this *Accepted Manuscript* or any consequences arising from the use of any information it contains.

## COMMUNICATION

## Visible light photooxidation of nitrate: The dawn of a nocturnal radical

Cite this: DOI: 10.1039/x0xx00000x

T. Hering,<sup>a</sup> T. Slanina,<sup>a</sup> A. Hancock,<sup>b</sup> U. Wille\*<sup>b</sup> and B. König\*<sup>a</sup>,

Received 00th January 2012,

Accepted 00th January 2012

DOI: 10.1039/x0xx00000x

www.rsc.org/

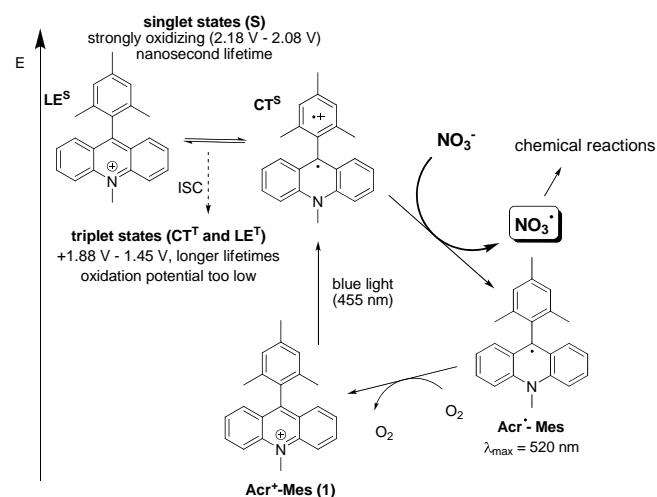
Highly oxidizing nitrate radicals ( $\text{NO}_3^\cdot$ ) are easily accessed from readily available nitrate salts by visible light photoredox catalysis using a purely organic dye as the catalyst and oxygen as the terminal oxidant. The interaction of the excited catalyst and nitrate anions was studied by spectroscopic methods to elucidate the mechanism, and the method was applied to the  $\text{NO}_3^\cdot$  induced oxidation of alkynes and alcohols.

The nitrate radical ( $\text{NO}_3^\cdot$ ) is the most important nocturnal free radical oxidant in the troposphere and thus accounts for the majority of the oxidative reactions at night-time.<sup>1</sup> In the atmosphere  $\text{NO}_3^\cdot$  oxidizes a broad scope of volatile organic species including alkenes,<sup>2,3</sup> alcohols,<sup>4,5</sup> terpenes,<sup>1</sup> esters,<sup>6</sup> and sulfides.<sup>1</sup> It is a highly reactive and chemically versatile *O*-centered radical<sup>7</sup> with an oxidation potential of +2.00 V (vs. SCE in MeCN).<sup>8</sup> Apart from electron transfer (ET),<sup>9,10</sup>  $\text{NO}_3^\cdot$  also reacts by addition to  $\pi$  systems<sup>1,11</sup> and by hydrogen atom abstraction (HAT).<sup>8,12,13</sup> Overall, the reactivity of  $\text{NO}_3^\cdot$  with organic molecules can be seen in between that of hydroxyl radicals ( $\text{OH}^\cdot$ ) and sulfate radical anions ( $\text{SO}_4^{\cdot-}$ ).<sup>14</sup>

Despite its high chemical versatility, it is surprising that only limited synthetic applications of  $\text{NO}_3^\cdot$  are available so far. Shono reported the addition of electrochemically generated  $\text{NO}_3^\cdot$  to alkenes.<sup>11</sup> The reaction of  $\text{NO}_3^\cdot$  with cyclic alkynes and alkynones was employed to obtain *cis*-fused bicyclic ketones in self-terminating oxidative radical cyclizations.<sup>15,16</sup> This concept was later extended to alkyne ethers yielding tetrasubstituted tetrahydrofurans.<sup>17,18</sup> One reason for the limited use of  $\text{NO}_3^\cdot$  as a reagent in organic transformations is its rather difficult accessibility. Common methods for  $\text{NO}_3^\cdot$  generation on preparative scale in solution are the reaction of nitrogen dioxide and ozone,<sup>1,19</sup> electrooxidation of nitrate anions<sup>11</sup> or the photolysis of  $(\text{NH}_4)_2\text{Ce}(\text{NO}_3)_6$  (CAN) with UV light ( $\lambda =$

350 nm)<sup>14,20</sup> However, the use of toxic gases, high electrode potentials,<sup>8</sup> or UV irradiation are so far limiting the applications and lead to undesired side reactions.

We were pleased to observe that, upon excitation of the organic photocatalyst 9-mesityl-10-methylacridinium perchlorate (**1**) with blue light, oxidation of nitrate anions to  $\text{NO}_3^\cdot$  readily occurs (Scheme 1), thus providing a convenient access to  $\text{NO}_3^\cdot$  on a preparative scale. 9-Mesityl-10-methylacridinium perchlorate (**1**) was chosen, because it is known to have a strong oxidizing capacity in the excited state.<sup>21,22</sup> To the best of our knowledge, this is the first visible light mediated generation of nitrate radicals.



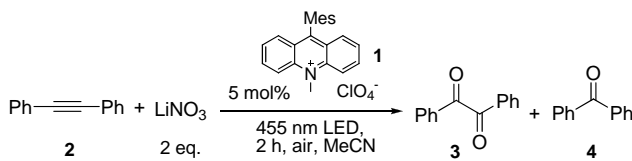
**Scheme 1** Proposed mechanism of visible light mediated generation of  $\text{NO}_3^\cdot$  via photocatalytic oxidation by  $\text{Acr}^+\text{-Mes}$  (**1**). The electron transfer from  $\text{NO}_3^-$  occurs from the short-lived singlet state ( $\text{LE}^s$  or  $\text{CT}^s$ ) with sufficient oxidative capacity to generate the reduced catalyst  $\text{Acr}^-\text{-Mes}$  and  $\text{NO}_3^\cdot$ ; the longer lived transient triplet species ( $\text{CT}^t$  or  $\text{LE}^t$ ) is not reactive towards  $\text{NO}_3^-$ . The reduced catalyst  $\text{Acr}^-\text{-Mes}$  is regenerated by oxygen. (All oxidation potentials are given vs. SCE in MeCN or PhCN).<sup>23,25,26</sup>

In order to elucidate the mechanism of the  $\text{NO}_3^\cdot$  formation, we monitored the generation of the reduced catalyst  $\text{Acr}^\cdot\text{-Mes}$  in the presence of  $\text{LiNO}_3$  upon continuous irradiation of a  $5\ \mu\text{M}$  solution of  $\text{Acr}^+\text{-Mes}$  (**1**) in MeCN with 455 nm light under anaerobic conditions. The differential absorption spectrum shows the appearance of  $\text{Acr}^\cdot\text{-Mes}$  with a maximum at 520 nm<sup>21, 23</sup> after irradiation for 120 s and 240 s. (see supporting information, Figure S6) This observation suggests a direct oxidation of  $\text{NO}_3^-$  by the excited catalyst and demonstrates that  $\text{NO}_3^-$  can act as an electron donor to the excited catalyst. The reduced catalyst  $\text{Acr}^\cdot\text{-Mes}$  is stable under argon, however, the signal vanishes completely after aeration of the reaction mixture due to reoxidation of  $\text{Acr}^\cdot\text{-Mes}$  to the ground state catalyst  $\text{Acr}^+\text{-Mes}$  by oxygen (see Scheme 1).<sup>24</sup> The negative signal at  $\lambda < 460\ \text{nm}$  in the differential absorption spectrum is caused mainly by the decrease of the ground state absorption of  $\text{Acr}^+\text{-Mes}$  as a result of the formation of  $\text{Acr}^\cdot\text{-Mes}$  and partial photobleaching of  $\text{Acr}^+\text{-Mes}$ .<sup>†</sup> The long-lived triplet state with a microsecond lifetime is generally discussed as the reactive state in most oxidative reactions.<sup>25, 26</sup> The exact nature of this state is controversial and could be both a  $\text{CT}^\cdot$  state with an oxidation potential of +1.88 V vs. SCE, as reported by Fukuzumi<sup>25</sup> or a locally excited triplet state,  $\text{LE}^\cdot$ , with an oxidation potential of +1.45 V vs. SCE as reported by Verhoeven.<sup>26</sup> However, neither would have the oxidative capacity to oxidize  $\text{NO}_3^-$ . Recent detailed mechanistic investigations by the group of Nicewicz revealed that for substrates with oxidation potentials exceeding +1.88 V (vs. SCE), a reaction should occur out of the short-lived excited singlet state (mainly  $\text{CT}^\cdot$ ), which has an estimated oxidation potentials of 2.08 V (Scheme 1).<sup>23</sup> Since both singlet states are fluorescent ( $\phi_F \sim 8\%$ ), whereas the triplet states do not emit,<sup>23</sup> we performed fluorescence quenching experiments to explore the nature of the reactive state involved in  $\text{NO}_3^-$  oxidation. A clear quenching of the fluorescence by  $\text{LiNO}_3$  confirms that oxidation of  $\text{NO}_3^-$  occurs from the singlet excited state of **1** (see supporting information, Figure S6). Moreover, laser flash photolysis experiments confirmed that no interaction of the long lived triplet state and  $\text{NO}_3^-$  can be observed. (Figure S8 in the supporting information) Based on these findings, we suggest that the reaction proceeds *via* a singlet excited state as depicted in Scheme 1.

Having demonstrated the pathway for photocatalytic  $\text{NO}_3^\cdot$  generation, we selected the well-studied reaction of  $\text{NO}_3^\cdot$  with diphenylacetylene (**2**) yielding benzil (**3**) and benzophenone (**4**) to explore the synthetic application of this new method and to compare it with the previously reported methods. The results are compiled in Table 1. Under photocatalytic conditions using 5 mol% of  $\text{Acr}^+\text{-Mes}$  (**1**), 0.25 mmol of alkyne **2** and 2 eq. of  $\text{LiNO}_3$ , diketone **3** and ketone **4** were obtained after 2 h of irradiation with blue light ( $\lambda = 455\ \text{nm}$ ) with yields comparable to previous methods.<sup>27</sup> When oxygen was replaced by ammonium persulfate as the electron acceptor in a degassed system, the yield and product ratio was not changed significantly (entry 5). This shows that potential interfering reactions by singlet oxygen could be excluded. In the absence

of light or catalyst no reaction occurred (entries 7, 9). However, small amounts of diketone **3** were formed in the direct reaction of **2** with the excited catalyst in the absence of nitrate ions (entry 8).

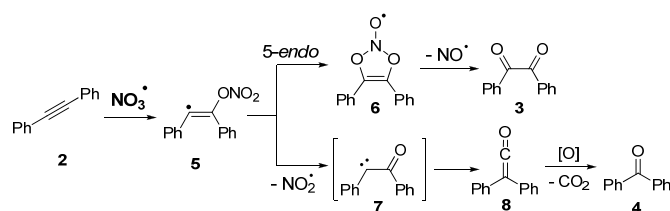
**Table 1** Oxidation of diphenylacetylene **2** by  $\text{NO}_3^\cdot$ .<sup>a</sup>



Entry	Conditions	Yield 3+4 (%) <sup>b</sup>
1	5 mol% <b>1</b> , air	50 (30+20)
2	5 mol% <b>1</b> , $\text{O}_2$	55 (31+24)
3	$\text{NaNO}_3$	41 (27+15)
4	10 mol% <b>1</b>	38 (24+14)
5	$(\text{NH}_4)_2\text{S}_2\text{O}_8$ , $\text{N}_2$ atmosphere	46 (27+19)
6	DCM	52 (32+20)
7	without light	0
8	without $\text{NO}_3^-$	13 (3 only)
9	without <b>1</b>	0

a) Reactions were carried out using diphenylacetylene (**2**, 0.25 mmol) and the respective amount of 9-mesityl-10-methylacridinium perchlorate (**1**) in 1 mL of MeCN unless otherwise noted with an irradiation time of 2 h. b) Quantitative GC yields using acetophenone as internal standard.

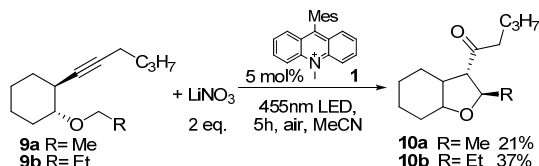
According to computational studies, the mechanism for the  $\text{NO}_3^\cdot$  induced oxidation of diphenylacetylene, diketone **3** and benzophenone (**4**) are formed through competing pathways in the initial vinyl radical adduct **5** (Scheme 2). While diketone **3** results from a 5-*endo* cyclization, followed by loss of  $\text{NO}^\cdot$ , the key-step in the formation of benzophenone (**4**) is  $\gamma$ -fragmentation with elimination of  $\text{NO}_2^\cdot$ , and subsequent Wolff-rearrangement of the carbene intermediate **7** followed by oxidative decarboxylation.<sup>27</sup>



**Scheme 2** Proposed mechanism for the oxidation of aromatic alkynes by  $\text{NO}_3^\cdot$ .<sup>27</sup>

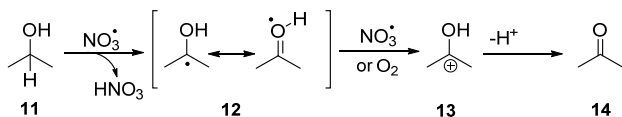
Next, we applied the photocatalytic  $\text{NO}_3^\cdot$  formation to the synthesis of tetrasubstituted tetrahydrofurans, which proceeds *via* a self-terminating radical cascade that is initiated by  $\text{NO}_3^\cdot$  addition to the triple bond in alkyne **9**. The reaction was described previously using either anodic oxidation of lithium nitrate or CAN photolysis.<sup>17, 18</sup> The starting material **9** (Scheme

3) contains an aliphatic alkyne, which is more difficult to oxidize compared to **2** and thus decreases the background reaction that is caused by direct oxidation of **9** by the photocatalyst. The reaction of **9b** with 2 eq. of  $\text{LiNO}_3$  and 5 mol% **1** gave the anticipated product **10b** in a yield of 37% (67% based on conversion), with 45% of the starting material **9b** being recovered. Methyl ether **9a** gave lower yields and an incomplete conversion, which can be rationalized by a non-regioselective addition of  $\text{NO}_3^\cdot$  to both ends of the alkyne,<sup>3</sup> in accordance with previous reports. The low conversion (and resulting low product yield) is likely due to the fact that  $\text{NO}_3^\cdot$  leads to degradation of catalyst **1**. This effect could also be observed in UV/Vis measurements of the reaction mixture, which showed severe photobleaching of the ground state during irradiation (see Figure S7 in the Supporting Information). It is likely that the observed degradation proceeds *via* oxidation of the methyl groups on the mesityl moiety of the catalyst,<sup>8</sup> which is a known degradation pathway that leads to loss of catalytic activity.<sup>28</sup> The problem of low conversion could be partly overcome through slow addition of the catalyst *via* syringe pump.



**Scheme 3** Self-terminating radical oxidative cyclization to tetrasubstituted tetrahydrofurans **10**.<sup>17, 18</sup>

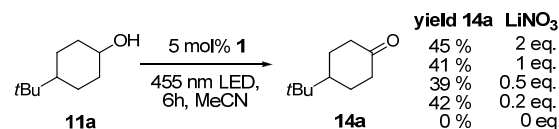
Apart from addition to  $\pi$  systems,  $\text{NO}_3^\cdot$  also reacts through hydrogen abstraction,<sup>8,12,13</sup> which was explored in the catalytic oxidation of non-activated alcohols. In this reaction,  $\text{NO}_3^\cdot$  acts as a redox mediator, which is regenerated during the catalytic cycle, according to the mechanism in Scheme 4. Initial HAT from the alcohol carbon by  $\text{NO}_3^\cdot$ <sup>29</sup> leads to the regeneration of  $\text{NO}_3^-$  as nitric acid and formation of radical **12**. The latter is subsequently oxidized by either  $\text{NO}_3^\cdot$  or oxygen to give cationic intermediate **13**, which deprotonates to yield ketone **14**. The mechanism is similar to the indirect anodic oxidation of alcohols by nitrate.<sup>30</sup> Donaldson and Styler reported the enhanced gas phase oxidation of propanol under UV irradiation using  $\text{TiO}_2$  co-embedded with  $\text{KNO}_3$ . The finding was explained by formation of  $\text{NO}_3^\cdot$  and its ability to abstract hydrogen atoms from the alcohol carbon atom.<sup>31</sup>



**Scheme 4** General mechanism of the nitrate mediated alcohol oxidation via initial hydrogen abstraction followed by oxidation and loss of a proton.

The reaction was explored using *tert*-butyl cyclohexanol (**11a**) and the results are compiled in Scheme 5. To our delight, oxidation into the corresponding ketone **14a** occurred upon

irradiation with blue light in the presence of  $\text{LiNO}_3$  using 5 mol% of **1** in acetonitrile. No reaction was observed in the absence of nitrate, which clearly confirms the role of  $\text{NO}_3^\cdot$  in this reaction. Stepwise reduction of the amount of  $\text{LiNO}_3$  from 2 eq. to 20 mol% did not affect the outcome, showing that  $\text{NO}_3^\cdot$  can act as mediator in this reaction (Scheme 5). An acidification of the solution due to formation of nitric acid was observed, but no apparent influence on the reaction or the stability of the catalyst was found.<sup>§</sup>



**Scheme 5** Experimental conditions and results for the  $\text{NO}_3^\cdot$  mediated oxidation of alcohols.

The scope of this method was explored towards other non-activated alcohols and electron deficient benzyl alcohols. All reactions were carried out by two sequential additions of 5 mol% of **1** in order to counteract the loss of catalytic activity caused by degradation of the catalyst. The reactions proceed with good selectivity (see Table 2, entries 1, 2, 4), but the conversion was incomplete and unreacted starting material was recovered. Aliphatic (entries 1, 2, 3) and benzylic alcohols (entries 4,6) were converted.

**Table 2** Experimental conditions and results for the  $\text{NO}_3^\cdot$  mediated oxidation of alcohols.<sup>a</sup>

Entry	alcohol	Product	yield product (%) <sup>b</sup>	recovered starting material (%) <sup>b</sup>
1			45 (79)	44
2			42 (95)	56
3			40 (40)	--
4 <sup>c</sup>			55 (100)	45
5 <sup>d</sup>			-- <sup>d</sup>	-- <sup>d</sup>
6			16 (20)	17

a) Reactions carried out using 0.25 mmol of the alcohol **11**, 1 eq. of  $\text{LiNO}_3$  and 10 mol% of **1** (two subsequent additions of 5 mol%) in 1 mL of MeCN with an irradiation time of 6 h. b) Isolated yields, in brackets yield based on conversion. c) Background reaction without  $\text{LiNO}_3$  is 9%. d) Decomposition of substrate **11e**.

In the oxidation of isomenthol (**11b**) (entry 2) the configuration of the stereocenter remained unchanged, while the basic substrate **11e** gave no product, which is most likely due to an acid/base reaction of pyridine with nitric acid that is generated during this reaction<sup>¶</sup> by the H-abstraction by NO<sub>3</sub><sup>•</sup> or a possible direct oxidation of the nitrogen of pyridine by the photocatalyst or possibly NO<sub>3</sub><sup>•</sup> (entry 5).<sup>32</sup>

## Conclusions

In conclusion, we described a new and simple access to highly reactive nitrate radicals using visible light photocatalysis with an organic dye as the photoredox catalyst. This method avoids the use of toxic compounds, or high electrochemical potentials and is, to the best of our knowledge, the first method yielding NO<sub>3</sub><sup>•</sup> in a catalytic process using in visible light. We verified the formation of nitrate radicals by observation of the reduced catalyst **Acr<sup>•+</sup>-Mes** and showed that the mechanism is proceeding via the singlet excited state of the catalyst. By investigating the addition to aromatic alkynes, a previously well studied model reaction of NO<sub>3</sub><sup>•</sup>, we showed that the photocatalytic procedure is as efficient as the previously employed methods.

## Acknowledgements

Financial support by the Deutsche Forschungsgemeinschaft (DFG), the GRK 1626 and the Australian Research Council is acknowledged. TH thanks the Fonds der Deutschen Chemischen Industrie for a fellowship.

## Notes and references

<sup>a</sup> Institut für Organische Chemie, Universität Regensburg, Universitätsstrasse 31, D-93053 Regensburg, Germany.

<sup>b</sup> School of Chemistry and BIO21 Molecular Science and Biotechnology Institute, The University of Melbourne, 30 Flemington Road, Parkville, VIC 3010, Australia.

<sup>†</sup> After aeration the ground state absorption of **Acr<sup>•+</sup>-Mes** cannot be fully recovered (see Supporting Information).

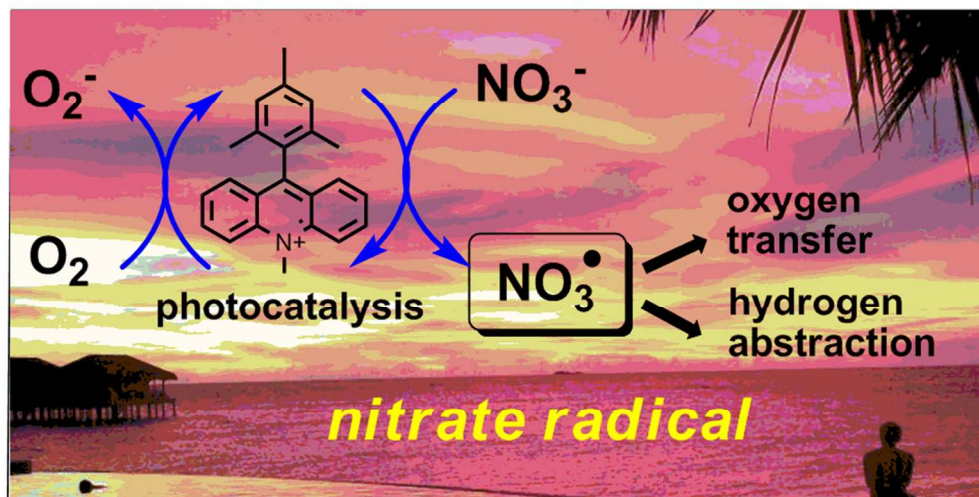
<sup>‡</sup> For the mechanism of this reaction see SI.

<sup>§</sup> The addition of different bases (LiNO<sub>3</sub>, LiOAc, pyridine, lutidine) did not influence the outcome of the reaction or the stability of the catalyst.

<sup>¶</sup> based on the assumption that both the initial hydrogen abstraction and the oxidation of **12** are done by nitrate radicals.

1. R. P. Wayne, I. Barnes, P. Biggs, J. P. Burrows, C. E. Canosa-Mas, J. Hjorth, G. Le Bras, G. K. Moortgat, D. Perner, G. Poulet, G. Restelli and H. Sidebottom, *Atmospheric Environment. Part A. General Topics*, 1991, **25**, 1-203.
2. M. P. Pérez-Casany, I. Nebot-Gil, J. Sánchez-Marín, F. Tomás-Vert, E. Martínez-Ataz, B. Cabañas-Galán and A. Aranda-Rubio, *J. Org. Chem.*, 1998, **63**, 6978-6983.
3. H. Gong, A. Matsunaga and P. J. Ziemann, *J. Phys. Chem. A*, 2005, **109**, 4312-4324.
4. J. C. Harrison and J. R. Wells, *Int. J. Chem. Kinet.*, 2012, **44**, 778-788.
5. D. Rousse and C. George, *Phys. Chem. Chem. Phys.*, 2004, **6**, 3408-3414.

6. S. Langer, E. Ljungstrom and I. Wangberg, *J. Chem. Soc., Faraday Trans.*, 1993, **89**, 425-431.
7. O. Ito, S. Akiho and M. Iino, *J. Phys. Chem.*, 1989, **93**, 4079-4083.
8. E. Baciocchi, T. D. Giacco, S. M. Murgia and G. V. Sebastiani, *J. Chem. Soc., Chem. Commun.*, 1987, 1246-1248.
9. H. Suzuki and T. Mori, *J. Chem. Soc., Perkin Trans. 2*, 1996, 677-683.
10. E. Baciocchi, I. Del Giacco, C. Rol and G. V. Sebastiani, *Tetrahedron Lett.*, 1985, **26**, 541-544.
11. T. Shono, M. Chuankamnerdkarn, H. Maekawa, M. Ishifune and S. Kashimura, *Synthesis*, 1994, 895-897.
12. Andrey A. Fokin, Sergey A. Peleshanko, Pavel A. Gunchenko, Dmitriy V. Gusev and Peter R. Schreiner, *Eur. J. Org. Chem.*, 2000, 3357-3362.
13. M. Mella, M. Freccero, T. Soldi, E. Fasani and A. Albini, *J. Org. Chem.*, 1996, **61**, 1413-1422.
14. U. Wille, *Chem. Eur. J.*, 2002, **8**, 340-347.
15. U. Wille, *J. Am. Chem. Soc.*, 2001, **124**, 14-15.
16. U. Wille, *Chem. Rev.*, 2012, **113**, 813-853.
17. U. Wille and L. Lietzau, *Tetrahedron*, 1999, **55**, 11465-11474.
18. U. Wille and L. Lietzau, *Tetrahedron*, 1999, **55**, 10119-10134.
19. L. F. Gamon, J. M. White and U. Wille, *Org. Biomol. Chem.*, 2014, **12**, 8280-8287.
20. D. C. E. Sigmund and U. Wille, *Chem. Commun.*, 2008, 2121-2123.
21. S. Fukuzumi, H. Kotani, K. Ohkubo, S. Ogo, N. V. Tkachenko and H. Lemmetyinen, *J. Am. Chem. Soc.*, 2004, **126**, 1600-1601.
22. K. Ohkubo, K. Mizushima, R. Iwata, K. Souma, N. Suzuki and S. Fukuzumi, *Chem. Commun.*, 2010, **46**, 601-603.
23. N. A. Romero and D. A. Nicewicz, *J. Am. Chem. Soc.*, 2014, **136**, 17024-17035.
24. K. Ohkubo, K. Mizushima and S. Fukuzumi, *Res. Chem. Intermed.*, 2013, **39**, 205-220.
25. S. Fukuzumi, K. Ohkubo and T. Suenobu, *Acc. Chem. Res.*, 2014, **47**, 1455-1464.
26. A. C. Benniston, A. Harriman, P. Li, J. P. Rostron, H. J. van Ramesdonk, M. M. Groeneveld, H. Zhang and J. W. Verhoeven, *J. Am. Chem. Soc.*, 2005, **127**, 16054-16064.
27. U. Wille and J. Andropof, *Aust. J. Chem.*, 2007, **60**, 420-428.
28. A. C. Benniston, K. J. Elliott, R. W. Harrington and W. Clegg, *Eur. J. Org. Chem.*, 2009, 253-258.
29. S. Langer and E. Ljungstrom, *J. Chem. Soc., Faraday Trans.*, 1995, **91**, 405-410.
30. D. Kyriacou, *Modern Electroorganic Chemistry*, Springer-Verlag, Berlin, Heidelberg, 1994.
31. S. A. Styler and D. J. Donaldson, *Environment. Sci. Techn.*, 2011, **45**, 10004-10012.
32. A. Thellend, P. Battioni, W. Sanderson and D. Mansuy, *Synthesis*, 1997, 1387-1388.



81x41mm (300 x 300 DPI)