

ChemComm

Accepted Manuscript



This is an *Accepted Manuscript*, which has been through the Royal Society of Chemistry peer review process and has been accepted for publication.

Accepted Manuscripts are published online shortly after acceptance, before technical editing, formatting and proof reading. Using this free service, authors can make their results available to the community, in citable form, before we publish the edited article. We will replace this *Accepted Manuscript* with the edited and formatted *Advance Article* as soon as it is available.

You can find more information about *Accepted Manuscripts* in the [Information for Authors](#).

Please note that technical editing may introduce minor changes to the text and/or graphics, which may alter content. The journal's standard [Terms & Conditions](#) and the [Ethical guidelines](#) still apply. In no event shall the Royal Society of Chemistry be held responsible for any errors or omissions in this *Accepted Manuscript* or any consequences arising from the use of any information it contains.



ChemComm

COMMUNICATION

Enantioselective hydrogenation of cyclic imines catalysed by Noyori-Ikariya half-sandwich complexes and their analogues†

Received 00th January 20xx,
Accepted 00th January 20xx

B. Vilhanová,^{*a} J. Václavík,^{bc} P. Šot,^a J. Pecháček,^a J. Zápál,^c R. Pažout,^d J. Maixner,^d M. Kuzma^c and P. Kačer^{*a}

DOI: 10.1039/x0xx00000x

www.rsc.org/

A method for enantioselective hydrogenation of cyclic imines with gaseous hydrogen has been developed. Easily accessible Noyori-Ikariya Ru(II) and Rh(III) complexes can be used directly without inert atmosphere. Substrate activation has been achieved by trifluoroacetic acid. A new hydroxyl-functionalized complex is reported, showing high activity in transfer hydrogenation.

Efficient methods toward optically enriched amines are in the forefront of modern synthetic chemistry.¹ One such method is the asymmetric transfer hydrogenation (ATH) of imines catalysed by chiral half-sandwich Ru(II),² Rh(III),^{3,4} and Ir(III)³ complexes. Asymmetric hydrogenation reactions directly using gaseous hydrogen (AH) are often preferred, and the existing ATH catalytic systems have thus been modified to be applicable under AH conditions.⁵ The first use of complexes [Ru(II)Cl(η^6 -arene)(*N*-*R*-sulfonyl-DPEN)] (where DPEN = 1,2-diphenylethylene-1,2-diamine and *R* = aryl or alkyl) in AH was reported by Ohkuma *et al.* in 2006 in the reduction of ketones.^{5a} The key difference from ATH was a switch from basic to mildly acidic conditions (*i.e.*, methanol as solvent). The authors found autodissociation of the Ru–Cl bond to be essential.^{5c} To facilitate this a Ru-triflate complex was used.^{5a–e} Wills's^{5f} and Ikariya's^{5g} tethered complexes proved useful in AH of ketones without modification, *i.e.* as Ru-chloride complexes.

The first AH of cyclic imines with this catalytic system was shown by Li *et al.* on a Cp*-Rh(III) (Cp* = 1,2,3,4,5-pentamethylcyclopentadienyl) catalyst.^{6a} They generated a [Rh]⁺SbF₆[–] complex *in situ* by reacting the Rh-chloride complex

with AgSbF₆. For acyclic imines, a Cp*-Ir(III) catalyst with a chiral phosphate anion was employed.^{6b} Ikariya and co-workers developed an alternative strategy for the AH of acyclic imines with an Ir(III) catalyst and AgSbF₆, proposing that Ag⁺ can activate the substrate.^{6c} Imine AH was further screened by Chen *et al.* by testing various counteranions.^{6d,e} They also synthesized enantioenriched 1,2,3,4-tetrahydroquinolines *via* AH of quinolines using the Ru-triflate complex under a variety of reaction conditions.^{6g–j}

In this work, we present a method for the AH of cyclic imines with the aim of simplifying the reaction conditions: standard metal-chloride complexes are employed and the necessity of an inert atmosphere is avoided.

For the initial experiments, catalyst [RuCl(η^6 -*p*-cymene)(*S,S'*-TsDPEN)] (**A**) and substrate 6,7-dimethoxy-1-methyl-3,4-dihydroisoquinoline (6,7-dimethoxy-1-methyl-DHIQ, **1**) were selected because both substances are very often used as benchmark ATH.⁷ Screening of solvents (Table S1[†]) revealed that the reaction did not proceed in acetonitrile whilst only minimal reactivity was observed in DMSO (<5% conversion) and methanol (10% conversion). In this catalytic system, it is presumed that imines require activation by polarization of the C=N bond in order to undergo reduction.⁸ This activation has been achieved by Brønsted^{8a} or Lewis acids,^{8a,9} electron withdrawing effect of a CF₃ group,¹⁰ or conversion of the imine to a quaternary iminium salt.¹¹ Therefore, we envisaged we could activate the C=N bond by adding a suitable acid (Table S2[†]). Using methanol as solvent, tetrafluoroboric acid (48% wt. solution in water, 1 equiv) enhanced the reaction only moderately (19% conversion) and trifluoromethanesulfonic acid (1 equiv) had no effect (9% conversion). Gratifyingly trifluoroacetic acid (1 equiv) increased the conversion to 57%. Lesser amounts were found to be insufficient, probably because the substrate could not be fully protonated.^{5,12} Excess trifluoroacetic acid gave no improvement, but could be detrimental by causing partial or full protonation of the TsDPEN ligand. Conversion was further improved to 96% by increasing temperature to 40 °C. At this point, it was found that the

^a Department of Organic Technology, University of Chemistry and Technology, Technická 5, CZ-166 28 Prague, Czech Republic. E-mail: vilhanob@vscht.cz, kacerp@vscht.cz

^b Institute of Organic Chemistry and Biochemistry, v.v.i., Academy of Sciences of the Czech Republic, Flemingovo nám. 2, CZ-166 10 Prague, Czech Republic.

^c Laboratory of Molecular Structure Characterization, Institute of Microbiology, v.v.i., Academy of Sciences of the Czech Republic, Vídeňská 1083, CZ-142 20 Prague, Czech Republic.

^d Central Laboratories, University of Chemistry and Technology, Technická 5, CZ-166 28 Prague, Czech Republic.

[†] Electronic Supplementary Information (ESI) available: experimental; Hydrogenation results, NMR and X-ray data. See DOI: 10.1039/x0xx00000x

reaction was equally feasible in dichloromethane under the conditions developed for methanol. However, this avenue was not pursued any further as it is not a preferred solvent in the pharmaceutical industry, mainly for environmental reasons. Dried and/or degassed solvents were not necessary since we obtained identical results both with and without paying attention to this aspect.

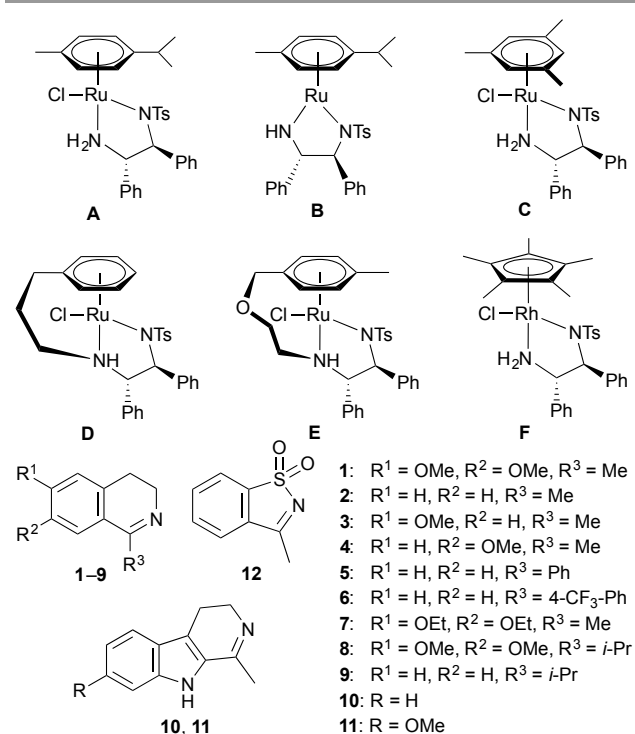


Fig. 1 Complexes A–F and substrates 1–12 used in this study.

We still could not achieve full conversion. Neither addition of acid or catalyst, increasing reaction temperature, nor prolongation of the reaction time led to significant improvements. Eventually, it was discovered that the order of addition of the reaction mixture components played a critical role. The original order was as follows: 1. substrate, 2. methanol, 3. catalyst, and 4. acid – after switching the catalyst and acid, the reaction proceeded to full conversion. Given that the substrate must be protonated, it is advisable for it to react with the acid first. Subsequently, the catalyst can be added with a significantly lower risk of deactivation.

Under optimized conditions, the method was tested on a mini-library containing six catalysts and twelve substrates (Fig. 1). Aside from complex **A**, its derivative, the 16e[−] amido complex **B** was selected to examine the role of the Ru–Cl bond in the autodissociation^{5c} and capability of **B** to react with hydrogen, e.g. in the AH of quinolines it was reported that **B** is catalytically inactive.⁶ⁱ Complex **C** was chosen as an alternative to **A**, bearing a different η⁶-arene. **D** and **E** were studied as representatives of the newer tethered complexes, and Rh(III) analogue **F** was included in order to show the applicability of the method on another metal. As substrates we tested nine DHIQs differing by substitutions in positions 1, 6 and 7 (**1–9**), 3,4-dihydro-β-carbolines harmalane (**10**) and harmaline (**11**), and cyclic N-sulfonyl imine **12**.

Full conversion was achieved with substrates **1–4** in 6 hours with complexes **A–D** and **F** (Table 1). **A** and **B** showed comparable activity and enantioselectivity, implying that the Ru–Cl autodissociation is not rate limiting and that **B** can react with molecular hydrogen under such conditions. Interestingly, differences emerged with **E** – the 6-methoxy substituted substrates **1** and **3** showed lower reactivity than **2** and **4**, which agrees with our previous ATH study on this set of substrates.¹³ 1-Aryl-DHIQs **5** and **6** were poorly reactive with the exception

Table 1 AH of imines 1–11 catalysed by complexes A–H. Conversion and ee values are given in %^a

Imine	Complex															
	A		B		C		D		E		F		G		H	
	cnv	ee	cnv	ee	cnv	ee	cnv	ee	cnv	ee	cnv	ee	cnv	ee	cnv	ee
1	>99	96	>99	96	>99	96	>99	78	44	94	>99	89	98	95	95	96
2	>99	87	>99	85	>99	81	>99	59	>99	84	>99	76	>99	87	>99	87
3	>99	92	>99	92	>99	89	96	68	84	90	>99	90	>99	92	90	91
4	>99	93	>99	92	>99	90	>99	74	>99	91	>99	75	>99	91	>99	91
5	1	n.d.	4	n.d.	3	n.d.	24	11	0	n.d.	>99	7	2	n.d.	6	n.d.
6	26	5	2	n.d.	1	n.d.	12	n.d.	0	n.d.	>99	9	2	n.d.	3	n.d.
7	>99	97	>99	96	98	97	70	83	31	95	98	96	98	97	99	97
8	>99	98	>99	98	98	98	90	96	27	98	>99	99	99	98	99	96
9	39	72	35	70	38	39	>99	66	23	61	>99	84	88	82	>99	81
10	>99	97	>99	97	>99	97	70	93	69	95	>99	95	99	96	99	96
11	>99	95	>99	95	98	92	71	88	90	91	>99	93	99	93	98	90

^a Amount of substrate *n* = 44 μmol, concentration of substrate *c* = 88 mM, catalyst loading 1 mol%, TFA-to-substrate molar ratio A/S = 1, *p*(H₂) = 15 bar, 40 °C, 6 h. Order of addition: imine-solvent-acid-catalyst.

of Rh(III) complex **F**, delivering nearly racemic products, which is in agreement with previously reported findings from ATH.³ Otherwise, maximum conversions (26% and 24%) were achieved with combinations **6-A** and **5-D**, respectively. 1-Aryl-substituted DHIQs thus require different reaction conditions and most likely different, more reactive catalysts. Experiments towards efficient extension of our methodology to these substrates are currently underway.

6,7-Diethoxy-substituted imine **7** performed similarly like those described above, except with **D** and **E** we observed lower reactivity. Imines **8** and **9**, bearing an isopropyl group in position 1, showed quite dissimilar performance: just like **7**, the 6,7-dimethoxy derivative **8** gave very high conversions with all complexes apart from **D** and **E**. On the contrary, **9** exhibited sluggish reactivity and surprisingly, only the tethered complex **D** afforded full conversion out of the **A-E** Ru(II) series. β -Carbolines **10** and **11** behaved in line with the previously described substrates. Apparently, the structurally more complex imines (containing bulkier substituents in positions 1, 6 or 7, or having the β -carboline scaffold) are less reactive when using tethered catalysts **D** and **E**. Eventually we attempted the AH of *N*-sulfonyl imine **12** – unfortunately, it was not soluble under the reaction conditions in methanol, and did not react in dichloromethane.

Good-to-excellent enantioselectivity was achieved in most cases (Table 1). Lower *ee* values were typically obtained with complexes **D** and **F**, and imine **9** gave only moderate enantioselectivity.

One reaction was performed on a ten-fold scale with complex **A** and substrate **1** (0.44 mmol of **1**; all other components scaled up accordingly) to show the synthetic utility of these reactions. The product was obtained at 92% yield, 97% *ee* and >95% purity. In the course of this project, we also synthesized a complex bearing a 4-hydroxybutyl group at the η^6 -arene (**G**, see Fig. 2). Such a functionalization offers the possibility of its immobilization – unlike heterogenization *via* the DPEN ligand, which has been shown on many examples,⁷ the arene ligand has been utilized much less often.¹⁴

We employed the [4+2] cycloaddition reaction^{5g,15,16} of a terminal alkyne (5-hexyn-1-ol) with a 1,3-diene (isoprene) to conveniently synthesize cyclohexadiene **13** (Scheme S1[†]). In the original procedure,^{5g} the authors suggested that along with 1,4-substituted cyclohexa-1,4-diene (**13a**), only analogous 1,3-substituted cyclohexa-1,4-diene (**13c**) was formed (>80:20 ratio). However, with the aid of 2D NMR spectroscopy (Fig. S2[†]), we identified that three regioisomers **13a**, **13b** (being a 1,4-substituted cyclohexa-1,3-diene) and **13c** were formed in a ratio of 74:19:7. As these could not be separated, the mixture served for the synthesis of Ru(II) dimer (**14a**),¹⁷ which further afforded **G** by complexation with the (*S,S*)-TsDPEN ligand (Scheme S1[†]). As expected, dimer **14a** contained around 7% of the *meta*-substituted analogue (**14b**) originating from **13c**. In the spectra of **G** this could no longer be resolved due to signal broadening. Complex **G** was further characterized by single-crystal X-ray diffraction (Figs. S3, S4).[‡]

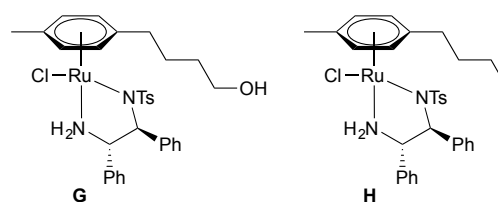


Fig. 2 Complexes **G** and **H**.

In the context of this study, we were interested in both AH and ATH with **G** to evaluate its eligibility for its use as a modular substitute for **A**. Monitoring the ATH of imines **1-4**, **8-10** and **12** by ¹H NMR,¹⁸ we observed enhanced reactivity in comparison to complex **A** (Table 2, Fig. S1[†]). To probe whether the hydroxyl group of **G** was responsible for this, we synthesized complex **H** (Fig. 2, Scheme S1[†]), which does not contain any heteroatom on the η^6 -arene. Surprisingly, ATH using **H** revealed similar or only slightly lower performance than **G**, except for *N*-sulfonyl imine **12**, which can form an O-H...O=S hydrogen bond with **G**. This may increase the reactivity. Therefore, the hydroxyl group was not the key parameter responsible for the enhanced reactivity of **G**. The reaction kinetics (one example in Fig. 3, complete set of results in Fig. S1[†]) suggest the hydrogenations with **A** to be first order, while **G** and **H** are closer to zero-order kinetics. Systematic studies to clarify this phenomenon are currently underway in our laboratories.

Both **G** and **H** were also tested in AH under optimised conditions (Table 1), and their activity was comparable or higher than that of Ru(II) complexes **A-E**. Particularly, the poorly reactive imine **9** was hydrogenated with high conversions. The AH method was thus extended to a complex containing a hydroxyl, and has the potential to be operable with heterogenized catalysts derived from **G**, which are being developed in our laboratories.

The *ees* delivered by **G** and **H** were very similar to those obtained with **A-F** in both AH (Table 1) and ATH (Table 2) for all substrates, again with the exception of **9**, in which case we observed a significant increase. This means that replacing the isopropyl group of *p*-cymene with butyl or hydroxybutyl had no negative effect on *ee*. A similar observation was made earlier on a complex bearing a 2-hydroxyethoxy group on the η^6 -arene.¹ In conclusion, we present a simple method for the AH of cyclic imines catalysed by Ru(II) and Rh(III) half-sandwich complexes using trifluoroacetic acid for substrate activation. The catalysts were used in the standard Ru-chloride forms, which are easily accessible and non-air sensitive. In contrast to other reported approaches to imine AH with hydrogen gas, this method does not require air-sensitive additives nor inert atmosphere. New hydroxybutyl-arene-functionalized Ru(II) catalyst was synthesized – such functionalization gives the possibility of modular heterogenization. This complex (and its congener lacking the hydroxyl group) showed enhanced reactivity in imine ATH and performed similarly to the existing catalysts under the newly-developed AH conditions. Asymmetric hydrogenation of imines is still a discussed topic. By this work, we wish to add one more option to the highly versatile collection of possibilities offered by the Noyori-Ikariya class of catalysts.

Table 2 ATH of imines 1–4, 8–10 and 12 catalysed by complexes A, G and H^a

	ee (%)			TON ^b			TOF (h ⁻¹) ^b		
	A	G	H	A	G	H	A	G	H
1	93	94	92	142	174	154	178	195	175
2	85	86	85	108	138	135	136	155	157
3	90	91	90	110	138	126	146	163	162
4	87	88	87	125	134	114	160	153	145
8	93	95	95	78	160	150	111	207	198
9	50	70	68	29	82	68	32	102	83
10	92	93	93	148	200	146	183	209	187
12	92	92	92	37	76	39	45	97	46

^a Amount of substrate $n = 55 \mu\text{mol}$, concentration of substrate $c = 75 \text{ mM}$, catalyst loading 0.5 mol%, hydrogen source HCOOH/Et₃N (5:2), 30 °C. ^b Turnover number calculated after 50 min. ^c Turnover frequency calculated at 20% conversion.

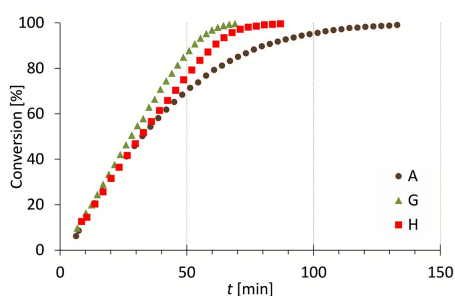


Fig. 3 ATH of imine 1 catalysed by complexes A, G and H using HCOOH/Et₃N (5:2) in CD₃CN at 0.5 mol% catalyst loading and a temperature of 30 °C.

This work was financially supported by the Czech Science Foundation (P106/12/1276 and 15-08992S), grant for long-term conceptual development of the Institute of Microbiology (RVO: 61388971) and the National Program of Sustainability (NPU I (LO-2015) MSMT – 34870/2013). The research was conducted within the infrastructure built up from the support of the Operational Program Prague – Competitiveness (projects CZ.2.16/3.1.00/22197, CZ.2.16/3.1.00/24501 and CZ.2.16/3.1.00/24023).

Notes and references

† See the Electronic Supplementary Information.

§ Fan *et al.*¹² found that the addition of trifluoroacetic acid promoted the AH of quinolines with Ir(III)-triflate complexes. However, Ir(III) are much more reactive and their activity is further enhanced by the triflate counteranion. Therefore, we could not employ these reaction conditions in our work.

- 1 T. C. Nugent and M. El-Shazly, *Adv. Synth. Catal.*, 2010, **352**, 753–819.
- 2 R. Noyori and S. Hashiguchi, *Acc. Chem. Res.*, 1997, **30**, 97–102.
- 3 J. Mao and D. C. Baker, *Org. Lett.*, 1999, **1**, 841–843.
- 4 K. Murata and T. Ikariya, *J. Org. Chem.*, 1999, **64**, 2186–2187.
- 5 (a) T. Ohkuma, N. Utsumi, K. Tsutsumi, K. Murata, C. Sandoval and R. Noyori, *J. Am. Chem. Soc.*, 2006, **128**, 8724–8725; (b) C. A. Sandoval, T. Ohkuma, N. Utsumi, K. Tsutsumi, K. Murata and R. Noyori, *Chem. Asian J.*, 2006, **1**, 102–110; (c) C. A. Sandoval, F. Bie, A. Matsuoka, Y. Yamaguchi, H. Naka, Y. Li, K. Kato, N. Utsumi, K. Tsutsumi, T. Ohkuma and R. Noyori, *Chem. Asian J.*, 2010, **5**, 806–816; (d) T. Ohkuma, K.

- 6 (a) C. Li and J. Xiao, *J. Am. Chem. Soc.*, 2008, **130**, 13208–13209; (b) C. Li, C. Wang, B. Villa-Marcos and J. Xiao, *J. Am. Chem. Soc.*, 2008, **130**, 14450–14451; (c) S. Shirai, H. Nara, Y. Kayaki and T. Ikariya, *Organometallics*, 2009, **28**, 802–809; (d) F. Chen, T. Wang, Y. He, Z. Ding, Z. Li, L. Xu and Q.-H. Fan, *Chem. Eur. J.*, 2011, **17**, 1109–1113; (e) F. Chen, Z. Ding, Y. He, J. Qin, T. Wang and Q.-H. Fan, *Tetrahedron*, 2012, **68**, 5248–5257; (f) C. Wang, B. Villa-Marcos and J. Xiao, *Chem. Commun.*, 2011, **47**, 9773–9785; (g) H. Zhou, Z. Li, Z. Wang, T. Wang, L. Xu, Y. He, Q.-H. Fan, J. Pan, L. Gu and A. S. C. Chan, *Angew. Chem. Int. Ed.*, 2008, **47**, 8464–8467; (h) Z.-L. Wang, H.-F. Zhou, T.-L. Wang, Y.-M. He and Q.-H. Fan, *Green Chem.*, 2009, **11**, 767–769; (i) T. Wang, L.-G. Zhuo, Z. Li, F. Chen, Z. Ding, Y. He, Q.-H. Fan, J. Xiang, Z.-X. Yu and A. S. C. Chan, *J. Am. Chem. Soc.*, 2011, **133**, 9878–9891; (j) Z.-Y. Ding, T. Wang, Y.-M. He, F. Chen, H.-F. Zhou, Q.-H. Fan, Q. Guo and A. S. C. Chan, *Adv. Synth. Catal.*, 2013, **355**, 3727–3735; (k) Y.-M. He and Q.-H. Fan, *Org. Biomol. Chem.*, 2010, **8**, 2497–2504.
- 7 J. Václavík, P. Kačer, M. Kuzma and L. Červený, *Molecules*, 2011, **16**, 5460–5495.
- 8 (a) J. B. Åberg, J. S. M. Samec and J.-E. Bäckvall, *Chem. Commun.*, 2006, 2771–2773; (b) J. E. D. Martins, G. J. Clarkson and M. Wills, *Org. Lett.*, 2009, **11**, 847–850; (c) J. Václavík, M. Kuzma, J. Přeč, P. Kačer, *Organometallics*, 2011, **30**, 4822–4829.
- 9 L. Evanno, J. Ormala and P. M. Pihko, *Chem. Eur. J.*, 2009, **15**, 12963–12967.
- 10 X. Dai and D. Cahard, *Adv. Synth. Catal.*, 2014, **356**, 1317–1328.
- 11 J. Wu, F. Wang, Y. Ma, X. Cui, L. Cun, J. Zhu, J. Deng and B. Yu, *Chem. Commun.*, 2006, 1766–1768.
- 12 Z.-W. Li, T.-L. Wang, Y.-M. He, Z.-J. Wang, Q.-H. Fan, J. Pan and L.-J. Xu, *Org. Lett.*, 2008, **10**, 5265–5268.
- 13 J. Václavík, J. Pecháček, B. Vilhanová, P. Šot, J. Januščák, V. Matoušek, J. Přeč, S. Bártová, M. Kuzma and P. Kačer, *Catal. Lett.*, 2013, **143**, 555–562.
- 14 (a) M. A. N. Virboul and R. J. M. K. Gebbink, *Organometallics*, 2012, **31**, 85–91; (b) S. B. Wendicke, E. Burri, R. Scopelliti and K. Severin, *Organometallics*, 2003, **22**, 1894–1897. (c) G. J. Sherborne, M. R. Chapman, A. J. Blacker, R. A. Bourne, T. W. Chamberlain, B. D. Crossley, S. J. Lucas, P. C. McGowan, M. J. Newton, T. E. O. Screen, P. Thompson, C. E. Willans and B. N. Nguyen, *J. Am. Chem. Soc.*, 2015, **137**, 4151–4157.
- 15 V. Parekh, A. Ramsden and M. Wills, *Catal. Sci. Technol.*, 2012, **2**, 406–414.
- 16 (a) G. Hilt and F.-X. du Mesnil, *Tetrahedron Lett.*, 2000, **41**, 6757–6761; (b) F. K. Cheung, A. M. Hayes, D. J. Morris and M. Wills, *Org. Biomol. Chem.*, 2007, **5**, 1093–1103.
- 17 T. Reiner, M. Waibel, A. N. Marziale, D. Jantke, F. J. Kiefer, T. F. Fässler and J. Eppinger, *J. Org. Chem.*, 2010, **695**, 2667–2672.
- 18 J. Václavík, J. Pecháček, J. Přeč, M. Kuzma, P. Kačer and L. Červený, *Chem. Listy*, 2012, **106**, 206–210.
- 19 J. Soleimannejad, A. Sisson and C. White, *Inorganica Chim. Acta*, 2003, **352**, 121–128.