

# PCCP

Accepted Manuscript



This is an *Accepted Manuscript*, which has been through the Royal Society of Chemistry peer review process and has been accepted for publication.

*Accepted Manuscripts* are published online shortly after acceptance, before technical editing, formatting and proof reading. Using this free service, authors can make their results available to the community, in citable form, before we publish the edited article. We will replace this *Accepted Manuscript* with the edited and formatted *Advance Article* as soon as it is available.

You can find more information about *Accepted Manuscripts* in the [Information for Authors](#).

Please note that technical editing may introduce minor changes to the text and/or graphics, which may alter content. The journal's standard [Terms & Conditions](#) and the [Ethical guidelines](#) still apply. In no event shall the Royal Society of Chemistry be held responsible for any errors or omissions in this *Accepted Manuscript* or any consequences arising from the use of any information it contains.

# Wavelet Formulation of the Polarizable Continuum Model. II. Use of Piecewise Bilinear Boundary Elements

MONICA BUGEANU<sup>1</sup>, ROBERTO DI REMIGIO<sup>2</sup>, KRZYSZTOF MOZGAWA<sup>2</sup>, SIMEN SOMMERFELT REINE<sup>3</sup>, HELMUT HARBRECHT<sup>1</sup>, AND LUCA FREDIANI<sup>2</sup>

<sup>1</sup>*Department for Mathematics and Computer Science, University of Basel, Basel, Switzerland*

<sup>2</sup>*Department of Chemistry, Centre for Theoretical and Computational Chemistry, University of Tromsø, Tromsø, Norway*

<sup>3</sup>*Department of Chemistry, Centre for Theoretical and Computational Chemistry, University of Oslo, Oslo, Norway*

July 17, 2015

## Abstract

The simplicity of dielectric continuum models has made them a standard tool in almost any Quantum Chemistry package. Despite being intuitive from a physical point of view, the actual electrostatic problem at the cavity boundary is challenging: the underlying boundary integral equations depend on singular, long-range operators. The parametrization of the cavity boundary should be molecular-shaped, smooth and differentiable. Even the most advanced implementations, based on the Integral Equation Formalism (IEF) of the Polarizable Continuum Model (PCM) generally lead to working equations, which do not guarantee convergence to the exact solution and/or might become numerically unstable in the limit of large refinement of the molecular cavity (small tesserae). This is because they generally make use of a surface parametrization with cusps (interlocking spheres) and employ collocation methods for the discretization (point charges). Wavelets on a smooth cavity are an attractive alternative to consider: for the operators involved, they lead to highly sparse matrices and precise error control. Moreover, by making use of a bilinear basis for the representation of operators and functions on the cavity boundary, all equations can be differentiated, to enable the computation of geometrical derivatives. In this contribution, we present our implementation of the IEFPCM with bilinear wavelets on a smooth cavity boundary. The implementation has been carried out in our module `PCMSolver` and interfaced with `LSDa1ton`, demonstrating the accuracy of the method both for the electrostatic solvation energy and for linear response properties. In addition, the implementation in a module makes our framework readily available to any Quantum Chemistry (QC) software with minimal effort.

## 1 Introduction

One of the grand challenges of quantum chemistry is the ability to describe molecular behavior in complex realistic environments, far from the ideal picture of an isolated molecule: the overall system is far too large to allow for a full quantum chemical treatment, but the inclusion of the environment is unavoidable to achieve a realistic picture of the molecular processes under investigation. Overcoming such a challenge will most likely never be fully accomplished but several strategies are being pursued in that direction. One important consideration about chemical processes which guides such a development is their localized

nature: only a small fraction of the system must be modelled with quantum chemistry, whereas the remainder is required only to provide a realistic environmental effect. This consideration is the basis for the so-called focused models. Within focused models, two strategies are the most widespread: on the one hand are models which retain the atomistic description of the environment, such as Molecular Mechanics (MM) or Polarizable Embedding (PE) [1–3]; on the other hand are the Dielectric Continuum (DC) models [4, 5] where the environment is described as a structureless medium with well defined properties (dielectric permittivity and refractive index are among such properties).

Both strategies date back to the 70's with the pioneering work of Rivail *et al.* [6] on the one hand and Warshel *et al.* [7] on the other. They have since known a steady development, and most quantum chemistry softwares feature at least one of them among their methods. MM and PE models are appealing because they retain the atomistic description of the system, but on the other hand their parametrization and application require dedicated skills, preventing their inclusion in any black-box approach. Continuum models are by nature more approximate, disregarding the atomistic structure of the environment altogether, but they are more suited for a black-box approach, requiring only a handful of parameters, defining the molecular cavity and the properties of the continuum. The simplicity of the model is attractive and has spurred several developments in order to make the model more accurate, keeping at the same time the underlying simplicity in the parametrization. One milestone in such a development has been the introduction of a molecular-shaped cavity instead of a simpler but less accurate analytic form (sphere or ellipsoid), pioneered by Miertuš *et al.* [8], with the PCM. PCM has made it possible to employ continuum models for molecules of arbitrary shape. The development of efficient and accurate methods to represent a molecular cavity has since become a research topic in its own right [9]. Most algorithms construct the cavity surface from interlocking atom-centered spheres, although a formulation based on molecular isodensity surfaces has been proposed [10]. When atom-centered spheres are used, the radii are chosen among suitable sets, for example, the Bondi set [11, 12]. The radii are most of the times scaled by a factor greater than one, to account for the Solvent-Accessible Surface (SAS). The most appropriate description of the molecular surface is however given by the Solvent-Excluded Surface (SES), that is the surface described by the contact point of a tiny probe sphere, mimicking a solvent molecule, rolling over the SAS. An algorithm for the generation of the SES was first devised by Connolly [13, 14] in the context of the modelling of the molecular surface and volume of large proteins and nucleic acids. Unlike the SAS, the Connolly surface features toroidal and concave spherical sections for which it is difficult to formulate a numerically stable and efficient discretization procedure into small patches. Most of the currently used algorithms thus approximate the Connolly surface by employing only convex spherical sections. This is done for example in GEPO with the addition of extra, not atom-centered spheres [15–17]. Such an algorithm can be symmetry-adapted [18, 19]. Another strategy to generate the Solvent-Excluded Surface (SES) has been provided by the DefPol algorithm [20, 21]. Not until recently the exact Connolly parametrization of the surface has been used in quantum chemistry [22].

In addition to a proper description of the molecular cavity, it is necessary to provide a corresponding description of the solute-solvent interactions. The lack of atomic structure on the solvent side is here challenging. In practice, the solute-solvent interaction is separated in different contributions, which are connected to the underlying intermolecular interactions: electrostatics, polarization, dispersion, repulsion, exchange, and cavitation are the contributions which are generally considered [23]. The first two are classical electromagnetic interactions, the last one is the energy involved in the creation of the molecular cavity, and the remaining three are contributions stemming from quantistic interactions between the solute and the solvent [24–26]. Due to a fortuitous cancellation, the non-electromagnetic interactions (all besides the first two) often have a much smaller impact on the total solvation energy than the

electromagnetic ones (electrostatics and polarization). Therefore, a large body of work has focused on electrostatics and polarization. This amounts to the solution of the Poisson equation in the presence of a dielectric medium [27]. The problem can then be recast as a boundary problem at the cavity surface: the boundary integral equations arising from the Poisson problem are discretized and the resulting system of linear equations can be solved by making use of an appropriate linear algebra technique [28]. The most critical point of such a procedure is the discretization method that is employed, because its choice affects the final solution in terms of accuracy, stability and efficiency [29]. The original procedure, which is still employed in most implementations, is a simple collocation method: the cavity is discretized in elements called *tesserae* and functions on the cavity surface are represented by their values on the collocation points, selected as the *tesserae* centroids. The representation of integral operators is straightforward, except for the diagonal elements where special care must be taken by either using some form of analytic integration or a numerical quadrature [9]. Increased accuracy in the electrostatic energy can be achieved by a careful selection of the procedure by which the matrix representation of the integral operators is obtained. Purisima *et al.* [30] showed that the diagonal matrix entries play a crucial role in this respect. More recently, Bardhan *et al.* have thoroughly investigated the discretization procedure and the solution method for the resulting linear system [31–33]. In particular, a simple interchange of the the integration order in the centroid collocation quadrature formulas was found to lead to substantial increases in accuracy. This method was first proposed by Tausch *et al.* [34] and is termed *qualocation*. Very recently an altogether different approach has been proposed by Lipparini *et al.* [35]. A domain decomposition method was used to achieve a formally exact solution for a cavity made of interlocking spheres within the COSMO-PCM approximation [36].

However, in order to guarantee accuracy of the numerical solution and to provide the necessary stability, for the general problem (IEFPCM for an arbitrary cavity), a Galerkin approach shall be employed [37]. In a previous work, we presented the first wavelet-based implementation of the IEFPCM, which is making use of piecewise constant wavelets as basis functions [38]. In this work, we have extended the approach to the use of a piecewise bilinear wavelet basis. The additional flexibility provided by piecewise bilinear functions has two main advantages: on the one hand, the convergence towards the limiting result is much faster; on the other hand, it allows to compute the shape gradient [39]. The first point makes the approach more efficient, for any given target precision, whereas the second point will allow to compute the solvent contribution to the molecular gradient, which is required both to optimize molecular geometries and to compute molecular properties requiring geometrical derivatives, such as Raman Optical Activity (ROA), Coherent Antistokes Raman Scattering (CARS) and Sum-Frequency Generation (SFG).

## 2 Theory

### 2.1 IEFPCM

When describing solvent effects by a continuum model, the solvent degrees of freedom are replaced by a structureless continuum characterized by the dielectric permittivity of the bulk solvent. The solute is then placed in a cavity inside this continuum. The mutual polarization between the solute charge density  $\rho$  and the infinite continuum dielectric is taken into account in a classical fashion, by solving the Poisson

equation for the electrostatic potential  $u(\mathbf{r})$  with the appropriate boundary conditions:

$$\begin{cases} \nabla^2 u(\mathbf{r}) = -\rho(\mathbf{r}) & \forall \mathbf{r} \in C \\ \varepsilon \nabla^2 u(\mathbf{r}) = 0 & \forall \mathbf{r} \notin C \\ \lim_{|\mathbf{r}| \rightarrow \partial C^+} u(\mathbf{r}) = \lim_{|\mathbf{r}| \rightarrow \partial C^-} u(\mathbf{r}) \\ \varepsilon \lim_{|\mathbf{r}| \rightarrow \partial C^+} \frac{\partial u(\mathbf{r})}{\partial \mathbf{n}} = \lim_{|\mathbf{r}| \rightarrow \partial C^-} \frac{\partial u(\mathbf{r})}{\partial \mathbf{n}} \end{cases} \quad (1)$$

Here  $C \subset \mathbb{R}^3$  is the cavity with boundary  $\partial C$ . The last two equations above represent the boundary conditions. The former is the usual requirement of continuity for the electrostatic potential at the boundary, while the latter is the jump condition on the normal derivative of the potential [27]. The subscripts + and - refer to the direction, relative to the cavity boundary, in which the limits are taken: from the outside or the inside, respectively. SI-based atomic units have been used and will be used throughout the text.

The solution of the Poisson problem can be achieved by its reformulation in terms of a boundary integral equation [40]. The apparent surface charge (ASC)  $\sigma(\mathbf{s})$  is introduced to represent the reaction potential:

$$u(\mathbf{r}) = \int_C d\mathbf{r}' \frac{\rho(\mathbf{r}')}{|\mathbf{r} - \mathbf{r}'|} + \int_{\partial C} d\mathbf{s} \frac{\sigma(\mathbf{s})}{|\mathbf{r} - \mathbf{s}|} = \mathcal{N}_\rho + \xi, \quad (2)$$

where we have implicitly defined the Newton potential  $\mathcal{N}_\rho$  and the solvent reaction potential  $\xi$  as the first and second integral, respectively. Notice that the polarization in the continuum is now represented by a surface charge, a scalar function of the surface coordinate  $\mathbf{s}$ . As shown by Cancès and Mennucci [28], the ASC is the unique solution to the following integral equation

$$\left[ \left( \frac{1}{2} - \mathcal{D}_e \right) \mathcal{S}_i + \mathcal{S}_e \left( \frac{1}{2} + \mathcal{D}_i^\dagger \right) \right] \sigma = \left( \mathcal{D}_e - \frac{1}{2} \right) \mathcal{N}_\rho - \mathcal{S}_e \frac{\partial \mathcal{N}_\rho}{\partial \mathbf{n}} \quad (3)$$

where the integral operators are the components of the Calderón projector:

$$\begin{aligned} \mathcal{S}_\star f(\mathbf{s}) &= \int_{\partial C} d\mathbf{s}' G_\star(\mathbf{s}, \mathbf{s}') f(\mathbf{s}') \\ \mathcal{D}_\star f(\mathbf{s}) &= \int_{\partial C} d\mathbf{s}' \varepsilon [\nabla_{\mathbf{s}'} G_\star(\mathbf{s}, \mathbf{s}') f(\mathbf{s}')] \cdot \mathbf{n}_{\mathbf{s}'} \\ \mathcal{D}_\star^\dagger f(\mathbf{s}) &= \int_{\partial C} d\mathbf{s}' \varepsilon [\nabla_{\mathbf{s}} G_\star(\mathbf{s}, \mathbf{s}') f(\mathbf{s}')] \cdot \mathbf{n}_{\mathbf{s}} \end{aligned} \quad (4)$$

Here, the subscript  $\star \in \{i, e\}$  differentiates between the internal and external Calderón projector. As apparent, knowledge of the Green's function for the differential operators is necessary in setting up the proper integral operators. Despite the fact that the Poisson problem has been formulated for a uniform, homogeneous dielectric, the boundary integral equation approach is rather general and can be exploited on a more vast class of physical problems, such as ionic liquids, liquid crystals [28] and dielectric interfaces [41].

For a uniform, homogeneous dielectric the Green's functions are given as

$$G_i(\mathbf{r}, \mathbf{r}') = \frac{1}{4\pi|\mathbf{r} - \mathbf{r}'|}, \quad G_e(\mathbf{r}, \mathbf{r}') = \frac{G_i(\mathbf{r}, \mathbf{r}')}{\varepsilon} \quad (5)$$

and the boundary integral equation (4) is simplified to

$$\mathcal{S}_i \sigma = \frac{1}{\varepsilon - 1} \left( \frac{\varepsilon + 1}{2(\varepsilon - 1)} - \mathcal{D}_i \right)^{-1} \mathcal{N}_\rho - \mathcal{N}_\rho \quad (6)$$

where only the single-layer  $\mathcal{S}_i$  and double-layer  $\mathcal{D}_i$  operators are involved. Since  $\mathcal{S}_i$  is a symmetric operator [40], the solution of equation (6) could be achieved by use of the conjugate gradient (CG) method [42], whilst the right hand side is obtained by applying a generalized minimal residual (GMRES) method [43]. In a more general setting one can apply the GMRES method directly to equation (3).

## 2.2 Wavelet IEFPCM

Boundary integral equations, such as the IEFPCM Eq. (6), can conveniently be solved numerically by the application of the boundary element method (BEM). Both the integral operators and the functions on which these act are defined solely on the boundary of the cavity.

The application of the boundary element method requires that the boundary of the molecular cavity is discretized by a number of suitable finite elements. The discretization of the boundary leads to a discretization of the integral operators. This discretization can be carried out by using either the *collocation* or the *Galerkin* approach [29]. In both cases, the integral equation is transformed to a system of linear equations whose dimension is related to the number of finite elements used in the discretization of the boundary. The resulting system matrix is, in general, a dense matrix. The boundary element method thus suffers from limitations imposed by the number of matrix elements to be stored and the memory and time requirements of solving the resulting linear system.

The use of a wavelet basis in the Galerkin approach has been proven beneficial in this respect [44–46]. The resulting system matrices are quasi-sparse and can be further reduced to a sparse form by discarding negligible entries without considerable loss of precision.

The wavelet boundary element method starts by defining a sequence of hierarchical trial spaces, spanned by standard finite element ansatz functions:

$$\{0\} = V_{-1} \subset V_0 \subset V_1 \subset \dots \subset V_J, \quad V_j = \text{span}\{\phi_{j,k} : k \in \Delta_j\}. \quad (7)$$

Here,  $\Delta_j$  is an index set for the single-scale basis of the space  $V_j$ . In the wavelet method, the trial space  $V_j$  is split into the direct sum  $V_j = V_{j-1} \oplus W_j$ . The resulting complementary space  $W_j$  is called the wavelet space and is not necessarily orthogonal to  $V_{j-1}$ . Recursive splitting of the trial spaces leads to the wavelet decomposition  $V_j = \bigoplus_{l=0}^j W_l$ .

The complementary space is spanned by the wavelet basis:

$$W_j = \text{span}\{\psi_{j,k} : k \in \Delta_{j+1} \setminus \Delta_j\}. \quad (8)$$

The choice of this basis turns out to be very convenient, since we can exploit the compression technique described in [45] to build up the sparse system matrix in the wavelet basis directly, avoiding the computation of non-relevant matrix entries. The *a priori* compression is carried out in two steps. In the first step, contributions from basis functions sufficiently far away from each other are discarded. In the following, elements of the matrix where one wavelet is in the smooth part of the other one are ignored. The number of relevant matrix entries scales proportional to  $O(N_J)$  with  $N_J$  the number of degrees of freedom for a refinement of the geometry up to level  $J$ .

In order to understand the compression steps, let us introduce some notation. Let the *convex hull* of the support of the wavelet  $\psi_{j,k}$  be:

$$\Omega_{j,k} = \text{conv hull}(\text{supp } \psi_{j,k}). \quad (9)$$

Moreover, let the *singular support* of the wavelet  $\psi_{j,k}$  be:

$$\Omega'_{j,k} = \text{sing supp } \psi_{j,k} \quad (10)$$

It contains all the points in the support where the wavelet is not smooth. The compression steps are then governed by the following set of equations

$$[A_J]_{(j,k)(j',k')} = \begin{cases} 0 & \text{dist}(\Omega_{j,k}, \Omega_{j',k'}) > B_{j,j'} \text{ and } j, j' \geq 0, \\ 0 & \text{dist}(\Omega_{j,k}, \Omega_{j',k'}) \lesssim 2^{-\min\{j,j'\}} \text{ and} \\ & \text{dist}(\Omega'_{j,k}, \Omega'_{j',k'}) > B'_{j,j'} \text{ if } j' > j \geq 0, \\ & \text{dist}(\Omega_{j,k}, \Omega'_{j',k'}) > B'_{j,j'} \text{ if } j > j' \geq 0, \\ \langle A\psi_{j',k'}, \psi_{j,k} \rangle, & \text{otherwise} \end{cases} \quad (11)$$

where  $\text{dist}(\cdot, \cdot)$  denotes the distance, either between the bounding boxes of the wavelets or between the singular support and the bounding box. The first and second conditions represent the first and second compression step, respectively. The parameters  $j, j'$  are the levels of the wavelets under consideration and the level-dependent cut-off parameters  $B_{j,j'}$  and  $B'_{j,j'}$  are given by

$$B_{j,j'} = a \max \left\{ 2^{-\min\{j,j'\}}, 2^{\frac{J(2d'-op)-(j+j')(d'+\tilde{d})}{(2\tilde{d}+op)}} \right\} \text{ and}$$

$$B'_{j,j'} = a \max \left\{ 2^{-\min\{j,j'\}}, 2^{\frac{J(2d'-op)-(j+j')d'-\max\{j,j'\}\tilde{d}}{(d+op)}} \right\}$$

with  $op$  being the order of the integral operator under consideration. For the first kind integral equation  $op = -1$ , while  $op = 0$  for the second kind integral equation. The integer  $\tilde{d}$  is related to the vanishing moments of the wavelet basis:

$$\int d\mathbf{x} \mathbf{x}^r \psi_{j,k}(\mathbf{x}) = 0, \quad r = 0, \dots, \tilde{d} - 1 \quad (12)$$

In the particular implementation,  $\tilde{d} = 3$  for the piecewise constant wavelet basis, while  $\tilde{d} = 4$  for the piecewise bilinear parametrization [47]. The compression can thus be adjusted by the parameters  $a$  and  $d'$ :

$$a \geq 1, \quad d < d' < \tilde{d} + op \quad (13)$$

where  $d$  is the approximation order of the trial spaces  $V_j$ :  $d = 1, 2$  for piecewise constant and piecewise bilinear ansatz functions, respectively. Note that, if the interaction between two wavelets,  $\psi_{j,k}$  and  $\psi_{j',k'}$ , on level  $j$  and  $j'$  is neglected in the system matrix, all other interactions between wavelets resulting from the refinement of  $\psi_{j,k}$  and  $\psi_{j',k'}$  can also be ignored. Thus, the compression pattern of the system matrix is calculated hierarchically starting from the coarsest level.

Once the compressed system matrix is assembled, we arrive at a sparse system matrix in the wavelet basis which can be compressed further by leaving out the sufficiently small elements. This post-processing step is governed by the rule

$$[A_J]_{(j,k)(j',k')} \begin{cases} 0 & \text{if } |[A_J]_{(j,k)(j',k')}| \leq \epsilon_{j,j'} \\ [A_J]_{(j,k)(j',k')} & \text{otherwise,} \end{cases} \quad (14)$$

where the coefficients  $\epsilon_{j,j'}$  are given by

$$\epsilon_{j,j'} = b \min \left\{ 2^{-|j-j'|}, 2^{-(2J-(j+j'))\frac{2d'-op}{2\tilde{d}+op}} \right\} 2^{-2d'(J-\frac{j+j'}{2})} \quad (15)$$

with the *a posteriori* compression parameter  $b < 1$ .



### 2.3 The quantum mechanical problem

Modelling the solvent as a classical continuum requires that the quantum mechanical Hamiltonian be modified. The mutual polarization of the quantum mechanical molecular charge density distribution and the dielectric continuum can be accounted for by introducing a suitable operator in the Hamiltonian:

$$H = H_0 + V_{\sigma\rho}[\rho] \quad (16)$$

The PCM operator  $V_{\sigma\rho}[\rho]$  depends linearly on the solute charge density, thus introducing a scalar non-linearity into the quantum mechanical problem. It can be shown that variational minimization of the functional

$$G[\Psi] = \frac{\langle \Psi | H_0 + \frac{1}{2} V_{\sigma\rho}[\rho] | \Psi \rangle}{\langle \Psi | \Psi \rangle} \quad (17)$$

leads to the ground state of the nonlinear Hamiltonian [48]. The physical quantity associated with the functional is a free energy, as it also takes into account the irreversible work spent in the process of polarizing the solvent.

The derivation of the quantum mechanical equations is beyond the scope of this work and the reader is thus referred to the existing literature [4, 5]. The expressions reported are in the molecular orbital (MO) basis. The usual notation for the indices is adopted:  $i, j, k, \dots$  are used for occupied orbitals and  $a, b, c, \dots$  for virtual orbitals, while  $p, q, r, \dots$  are reserved for general orbitals. It is here necessary to remark that the use of a different strategy for the solution of the integral equation arising from the classical electrostatic problem does not affect the derivations. In the self-consistent field approximation (SCF) for the electronic wave function (the Born-Oppenheimer approximation is assumed), the Fock matrix has the form

$$f_{pq} = f_{pq}^{\text{vac}} + (\sigma, \varphi_{pq})_{\partial C} \quad (18)$$

where the usual vacuum terms are augmented by a solvent term:

$$(\sigma, \varphi_{pq})_{\partial C} = \int_{\partial C} d\mathbf{s} \sigma(\mathbf{s}) \varphi_{pq}(\mathbf{s}) \quad (19)$$

The notation used here is general. We avoid making any reference to the discretization scheme for the integral equation, thus keeping the derivations transparent with respect to the choices made in the solution of the classical problem. The vacuum-like term is given as

$$f_{pq}^{\text{vac}} = h_{pq} + \sum_j (g_{pqjj} - \gamma g_{pjqq}) + v_{xc;pq} \quad (20)$$

and encompasses also the case of Kohn-Sham DFT with possibly hybrid functionals. The reader is referred to the existing literature for the explicit form of the above terms [49]. The integrals  $\varphi_{pq}(\mathbf{s})$  are called charge-attraction integrals:

$$\varphi_{pq}(\mathbf{s}) = \int d\mathbf{r} \frac{-\chi_p(\mathbf{r})\chi_q(\mathbf{r})}{|\mathbf{r} - \mathbf{s}|} = \int d\mathbf{r} \frac{-\Omega_{pq}(\mathbf{r})}{|\mathbf{r} - \mathbf{s}|} \quad (21)$$

In our notation, the polarization energy contribution can be rewritten as:

$$\begin{aligned} U_{\text{pol}} &= \frac{1}{2}(\sigma, \varphi)_{\partial C} = \frac{1}{2}(\sigma_e, \varphi_e)_{\partial C} + \frac{1}{2}(\sigma_N, \varphi_e)_{\partial C} + \frac{1}{2}(\sigma_e, \varphi_N)_{\partial C} + \frac{1}{2}(\sigma_N, \varphi_N)_{\partial C} \\ &= U_{ee} + U_{Ne} + U_{eN} + U_{NN} \end{aligned} \quad (22)$$



The ASC and MEP have here been separated into their electronic-induced – e – and nuclear-induced – N – components. The electronic and nuclear electrostatic potential are expressed as

$$\varphi_e(\mathbf{s}) = \sum_{pq} D_{pq} \varphi_{pq}(\mathbf{s}), \quad \varphi_N(\mathbf{s}) = \sum_A \frac{Z_A}{|\mathbf{R}_A - \mathbf{s}|} \quad (23)$$

where  $D_{pq}$  is the density matrix and  $Z_A$ ,  $\mathbf{R}_A$  are the charge and position of nucleus  $A$ , respectively.

Turning our attention to the formulation of the linear response function, introduction of the coupling with the continuum leads to response equations of the usual form:

$$\left[ \mathbf{E}^{[2]} - \omega \mathbf{S}^{[2]} \right] \mathbf{X}_B = -\mathbf{E}_B^{[1]} \quad (24)$$

Limiting ourselves to electric properties, only the electronic Hessian

$$\mathbf{E}^{[2]} = \begin{pmatrix} \mathbf{A} & \mathbf{B} \\ \mathbf{B}^* & \mathbf{A}^* \end{pmatrix} \quad (25)$$

has additional contributions from the continuum solvent. The matrices  $\mathbf{A}$  and  $\mathbf{B}$  are now defined as:

$$\begin{aligned} A_{ai,bj} &= \delta_{ij} f_{ab} - \delta_{ab} f_{ji} + g_{aijb} - \gamma g_{abji} + w_{xc;ai,jb} + (\sigma_{ai}, \varphi_{jb})_{\partial C} \\ B_{ai,bj} &= g_{aibj} - \gamma g_{ajbi} + w_{xc;ai,bj} + (\sigma_{ai}, \varphi_{bj})_{\partial C} \end{aligned} \quad (26)$$

Since explicit formation and inversion of the electronic Hessian is too costly, the solution of the response equations is achieved by means of subspace iteration methods [50]. The solution vector is expanded in terms of  $n$  trial vectors chosen in a proper subspace. The reduced response equations are solved iteratively by repeated calculation of the  $\sigma$  vector  $\mathbf{E}^{[2]} \mathbf{X}_B$ , i. e. the linear transformation of the given subspace by the electronic Hessian which assumes the form of a generalized Fock matrix [51]. From Eq. (26), one can see that the solvent contributions are now included implicitly, via the unperturbed Fock matrix term, and explicitly, via the last term. When a nonequilibrium response formalism for the PCM is adopted, formation of the explicit term in Eq. (26) requires the use of the dynamic apparent surface charge: the optical permittivity  $\varepsilon_\infty$  is used in the PCM matrix, instead of the static one  $\varepsilon_0$  [52].

### 3 Implementation

As apparent from Sec. 2.3, the solution of the PCM problem is independent of the particular strategy employed to tackle the quantum mechanical problem. The PCM functionality can be then abstracted into a module, fully agnostic of the details of the quantum mechanical problem at hand. Our current implementation of the PCM makes use of a recently developed application programming interface (API) called `PCMSolver` [53]. The API implements all the functionality needed to set up a PCM calculation: cavity, Green’s functions and solver. The implementation is completely independent of the details in the quantum mechanical host program. This is in line with the idea of a *modular programming* paradigm, described already in the early ’70s by Dijkstra [54] and Parnas [55]. The low coupling between the host QM code and the API effectively allows to quickly introduce a PCM implementation into codes that are intrinsically different in their internal structure. For this paper, we introduced the PCM functionality into the `LSDalton` program [56], in much the same way as described in [57] for the `DIRAC` program [58].

Figure 1 shows a schematic view of the internal structure of the API. `PCMSolver` is developed in C++, but legacy C and Fortran codes coexist within the main object-oriented infrastructure. Thanks to the polymorphism, available as a language mechanism, the API is modular in itself: the cavity, Green’s functions and solver are independent of each other. Coupling between the three is achieved by means of abstract interfaces [59–61]. The module has some external dependencies. The Boost C++

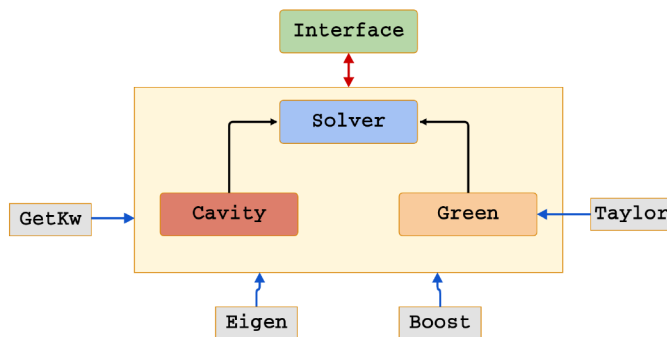


Figure 1 Internal structure of the PCMSolver module.

libraries [62] are used for a number of tasks, unit testing and metaprogramming, among others. Boost libraries are a highly reliable framework: many of their functions are reference implementations. The Eigen linear algebra library [63] is extensively used for the manipulation of vectors and matrices. The GetKw library provides the input parsing facility [64]. Finally, the header-only Taylor library is used to implement automatic differentiation (AD) of the Green's function objects [65]. Notice that AD relies on template programming, i.e. static polymorphism, which is coupled to the dynamic polymorphism, implemented by inheritance, through the metaprogramming algorithm of Langr *et al.* [66]. Despite the internal complexity of the API, only a handful of functions (around 10) are exposed to the QM code programmer.

Finally, let us remark that the API is publicly available as an open-source project, licensed under the terms of the GNU Lesser General Public License (LGPL).

### 3.1 The Wavelet Solver

The wavelet solver can be used to tackle any problem where the Green's function and the surface are known. The parameters that play a role in the solution are: the number  $J$  of levels of refinement given by the cavity generator, the *a priori* and *a posteriori* compression parameters  $a$ ,  $b$ ,  $d'$ , and the number  $\bar{d}$  of vanishing moments of the wavelets.

The wavelet solver flow chart is depicted in Fig. 2. We start by building an interpolation structure of the points on the quadrangular mesh as computed by the cavity generator for the selected molecular surface, cf. Fig. 5. The interpolation of these points will then be used to calculate the quadrature points needed in the integration and the computation of the normal derivatives.

The interpolation class is based on a tensorized Newton interpolation which assumes that each patch is refined uniformly. The number of polynomials used in the interpolation is determined by the degree of the polynomials and the level of refinement of each patch. It is assumed that the patch can be divided in disjunct polynomials, yielding a relation between the refinement levels and the degree of the polynomials,  $2^J \bmod \text{grade} = 0$ . A simple picture showing the situation in case of  $J = 2$  and  $\text{grade} = 2$  for one patch is found in Fig. 3. Having determined the coefficients of the Newton polynomial, we can then easily compute the derivatives with respect to  $x$ ,  $y$  or the normal derivative by the Horner scheme as described in [42].

After constructing the element list and the wavelet list, the element-wise computation of the system matrix is carried out. The elements of the matrix computed are determined by the compression rule described in Eq. (11). The integration is done by using tensor product Gaussian quadrature rules and the Green's function definition in PCMSolver. The last step in the computation of the sparse system

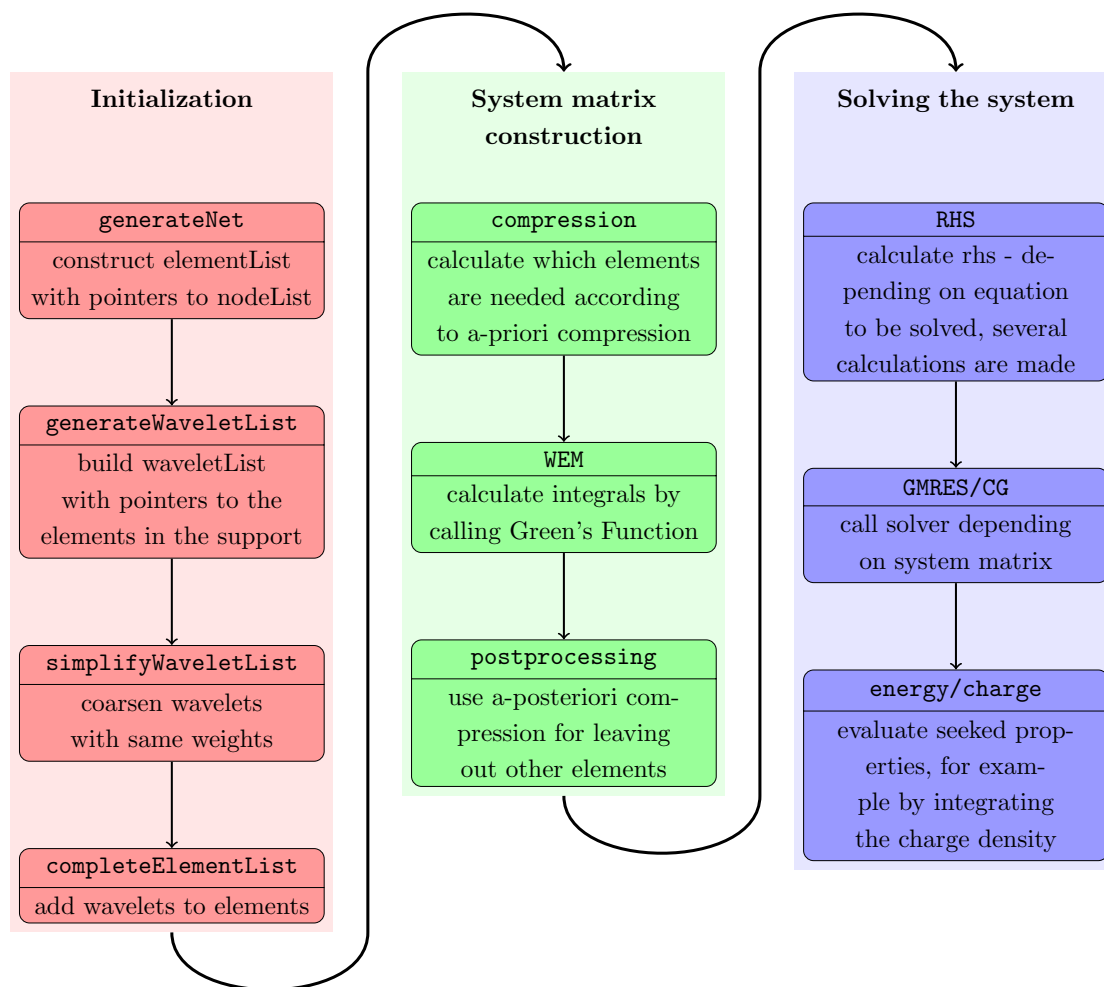


Figure 2 Control flow for the wavelet solver.

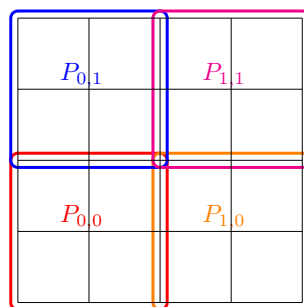


Figure 3 Example of 2D interpolation. The number of refinement of the underlying patch is  $J = 2$  and the degree of the polynomials in each coordinate is  $grade = 2$ .

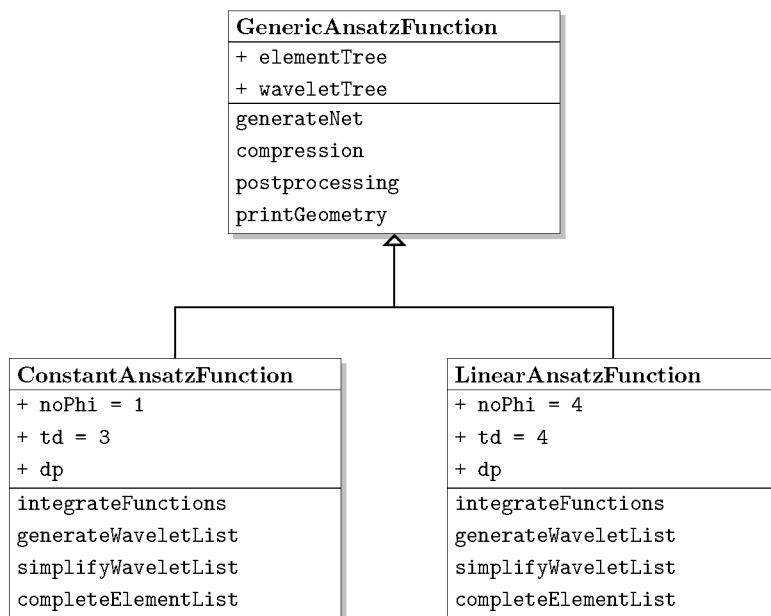


Figure 4 Class diagram for the wavelet solver.

matrix is the application of the *a posteriori* compression described in Eq. (14).

Having computed the system matrix, the right hand side is assembled according to the boundary integral equation (6). To that end, the Generalized Minimal Residual (GMRES) solver, [43] is used with an inner iteration number set to 100. Finally, the linear system of equations is solved by employing a CG solver, [67]. The precision used for the solver is  $\epsilon = 10^{-6}$ .

The class diagram of the wavelet solver can be seen in Fig. 4. It is based on the implementation of an abstract class, the `GenericAnsatzFunction` class, which implements only common aspects of the code, for example the construction of the element list and the *a priori* and *a posteriori* compression. The derived classes `ConAnsatzFunction` and `LinAnsatzFunction` initialize the implementation specific constants, that are  $a$ ,  $b$ ,  $\tilde{d}$ , and  $d'$ , for the piecewise constant discretization and the piecewise bilinear discretization. Furthermore the specific functions, for example the integration functions, are found in the derived classes as well.

## 4 Applications


The current implementation of the IEFPCM wavelet code within `PCMSolver` has been interfaced with a development version of `LSDalton`. The wavelet code reimplements the piecewise constant discretization presented in [38] together with the piecewise bilinear discretization [44], as presented in Section 3.

To keep consistency with Weijo et al., we used benzene as our test molecule. All calculations have been carried out at the Hartree–Fock level of theory. Two different Gaussian basis sets were employed: 6-31G and 6-311++G\*\*, the latter to analyze how the wavelet solver performs when a more realistic description of the electronic charge distribution is sought.

The PCM calculations employ water as solvent ( $\epsilon = 78.39$ ) and the solvent-accessible surface (SAS). The radii used to generate the SAS are the ones reported by Bondi [11], unscaled: 1.70 Å for carbon and 1.20 Å for hydrogen.

All `LSDalton` calculations employed the augmented Roothaan-Hall algorithm in combination with the

ATOMS starting guess [68] for density optimizations, and the linear-response solver of Coriani et al. [51] with the atomic orbital (AO) basis preconditioner. For efficient integral evaluation, LSDa1ton combines J-engine [69–71] acceleration for the Coulomb and LinK [72] for the exchange contributions.



**Figure 5** Quadrangulation of the solvent-excluded surface (SES) for the  $C_{32}H_{66}$  molecule. The quadrangulation was generated by the code described in [22, 73] at patch level 4.

Being the first such implementation, we have devoted our attention to the following aspects: testing the intrinsic accuracy of the bilinear wavelet solver with respect to the choice of the compression parameters ( $a$  and  $d'$ ); comparing to our previous piecewise constant implementation; assessing the overall performance of the method. In addition, we have for the first time calculated static electric dipole polarizabilities with a wavelet based PCM implementation.

All calculations were carried out on a single Intel E5-2670 processor, compiled with the Intel compiler suite version 14.0.2 in combination with OpenMPI version 1.6.5. For the standalone version used for timing and convergence results found in the Sec. 4.3 the GNU g++ compiler version 4.6.3 was employed.

#### 4.1 Accuracy and compression parameters

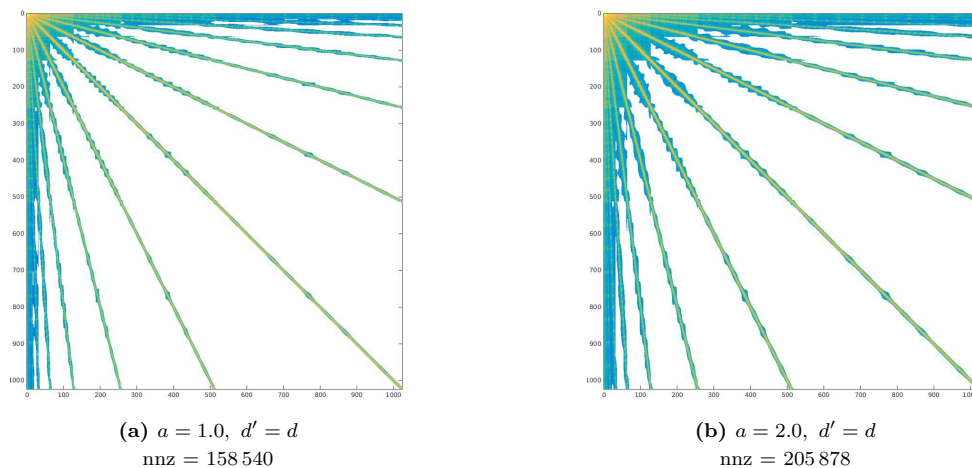
The accuracy and memory requirements of the wavelet solver depend on the chosen compression parameters. It is thus important to determine the best set of compression parameters triplet  $a$ ,  $d'$  and  $b$  that, for fixed patch level (PL), limits the memory requirements, while retaining the highest accuracy. We will first look at the behaviour of the wavelet Galerkin BEM for the Laplace equation on 6 patches, in order to explore the impact of the compression on the sparsity pattern and draw some conclusions on the relative importance of the various compression steps. A more thorough assessment of the accuracy will then be given based on quantum mechanical calculations of benzene. Finally, the convergence behavior with increasing patch level will be discussed for the  $C_{32}H_{66}$  polyalkane system.

Table 1 contains a summary of the number of non-zero elements retained in the system matrix for different choices of the *a priori* compression parameters. The impact of the first and second *a priori* compressions is also summarized. In all cases, the first *a priori* compression already discards most of the negligible entries (80% on average), achieving the desired sparsity in the system matrix. The combination with the second *a priori* compression discards additional negligible entries (8% on average) but does not significantly affect the sparsity pattern. This is reflected in Figs. 6 and 7, which show the patterns obtained by applying only the first or the complete *a priori* compression, respectively.

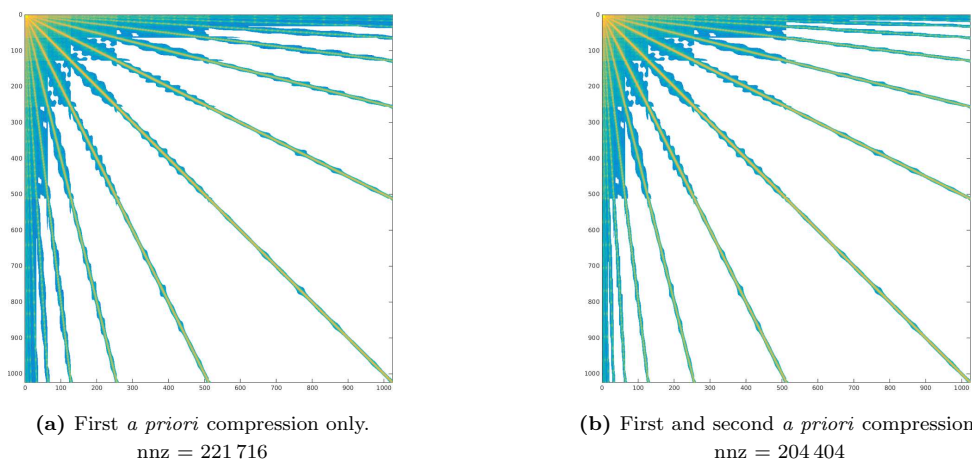
Table 2 shows the number of non-zero elements for different values of the *a posteriori* parameters  $b$  and  $d'$ . The main conclusion is that choice of the parameters for the *a posteriori* compression is not as critical as for the *a priori* compression.

The comparison of the sparsity pattern for the piecewise constant and piecewise bilinear wavelets in Fig. 8 shows that indeed sparsity and linear memory requirements are a general feature of the wavelet Galerkin scheme, although the piecewise bilinear wavelets features a larger number of non-zero matrix entries.

The effect of the matrix compression on the accuracy was evaluated by performing quantum mechanical calculations on benzene. The calculations were repeated at PL-2 and PL-3, varying the compression parameters. The nuclear and electronic components of the polarization energy  $U_{NN}$  and  $U_{ee}$  together



**Figure 6** Sparsity pattern for the system matrix representing the single layer operator  $\mathcal{S}$  in a piecewise bilinear wavelet basis. The effect of the parameter  $a$  on the first *a priori* compression is shown.  $d'$  is kept fixed at its minimum value:  $d' = d$ . The number of non-zero elements (nnz) is reported under each matrix.



**Figure 7** Sparsity pattern for the system matrix representing the single layer operator  $\mathcal{S}$  in a piecewise bilinear wavelet basis. The effect of the first *a priori* compression (left panel) is compared to the combined effect of the first and second *a priori* compression (right panel). Both parameters are kept fixed:  $a = 2.0$  and  $d' = d'_{1/2}$ . The number of non-zero elements (nnz) is reported under each matrix.

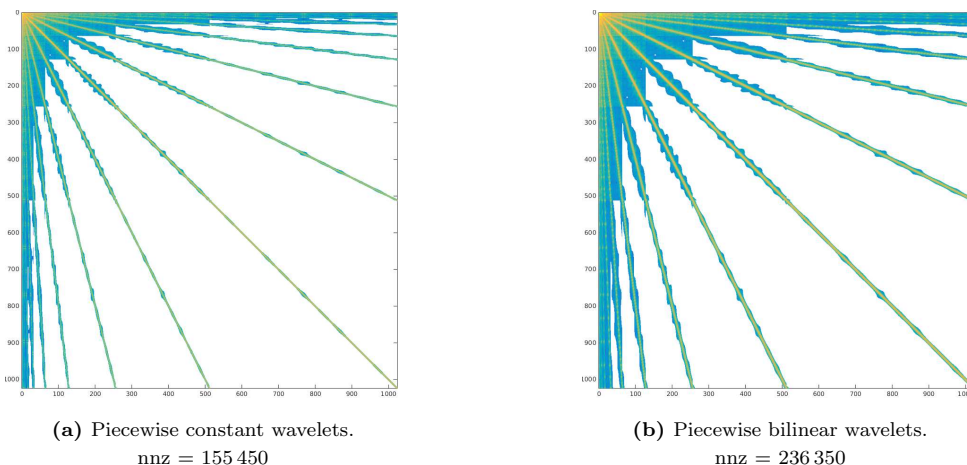
**Table 1** Number of non-zero elements for the single layer operator  $\mathcal{S}$  in a piecewise bilinear wavelet basis. The effect of the first *a priori* and first and second *a priori* compressions is shown, as adjusted by the *a priori* compression parameters  $a$  and  $d'$ . The value  $d'_{1/2} = \frac{\bar{d} + \sigma p + d}{2}$  is selected as an intermediate value for  $d'$ . The total number of elements of the full matrix would be 1 048 576.

		$d$	$d'_{1/2}$	$d'_{\max}$
First compression	$a = 1$	158 540	169 550	180 022
	$a = 2$	205 878	221 716	236 350
Complete compression	$a = 1$	136 456	155 214	170 082
	$a = 2$	181 470	204 404	227 930



**Table 2** Number of non-zero elements for the single layer operator  $\mathcal{S}$  in a piecewise bilinear wavelet basis. The effect of the *a posteriori* compression is shown, as adjusted by the parameters  $b$  and  $d'$ . The parameter  $a$  is set to  $a = 1$ . The value  $d'_{1/2} = \frac{d+op+d}{2}$  is selected as an intermediate value for  $d'$ . The total number of elements of the full matrix would be 1 048 576.

	$d$	$d'_{1/2}$	$d'_{\max}$
$b = 0.1$	121 678	145 782	163 602
$b = 0.01$	131 852	152 218	168 186
$b = 0.001$	135 642	154 634	169 920
$b = 0$	136 456	155 214	170 082



**Figure 8** Sparsity pattern for the system matrix representing the single layer operator  $\mathcal{S}$  as resulting from the first *a priori* compression only. The piecewise constant (left panel) and piecewise bilinear (right panel) wavelet bases are compared. In both cases the *a priori* compression parameters are kept fixed:  $a = 2.0$  and  $d' = d'_{\max}$ .

with the static isotropic polarizability  $\alpha_{\text{iso}}$  were considered.

Given that the *a posteriori* compression has a rather limited influence on the memory requirements (see Table 2), only two values of the  $b$  parameter were considered: 0.01 and 0.001. The *a priori* compression parameters instead were varied in a wider range:  $a \in [1.0, 1.5, 2.0, 2.5, 3.0, 3.5, 4.0, 4.5, 5.0]$ , while  $d' \in [2.0, 2.25, 2.5, 2.75, 3.0]$ . Results are only presented for a number of selected  $a, d'$  pairs. The reader is referred to the Supporting Information (SI) for the complete results of the parameter study.

The most important conclusion from Tables 3 and 5 is that a higher accuracy can always be achieved by a further refinement of the Galerkin discretization of the cavity surface. In passing from PL-2 to PL-3, there is a significant gain in accuracy, regardless of the compression parameter triplet chosen. This is a general feature of Galerkin BEM schemes: mesh refinement ensures convergence to the exact solution. A similar conclusion was reached by Weijo et al. [38] in their analysis of the wavelet solver based on piecewise constant wavelets. The calculations reported there were repeated in this study, but with our wider parameter set. Results using piecewise constant wavelets are though only reported for the calculations on  $\alpha_{\text{iso}}$ . See SI for the complete set of results.

A comparison of the results obtained with the different *a posteriori* compression parameters shows that the more conservative choice  $b = 0.001$  leads to a PL-2 reference result deviating by at most 0.001% from the PL-3 values for both energies and isotropic polarizabilities. It is however to be noted that the



**Table 3** Effect of the *a priori* and the *a posteriori* matrix compression parameters  $a$ ,  $d'$  and  $b$  on the nuclear and electronic polarization energies for benzene. Results were obtained at the Hartree–Fock level of theory either using a 6-31G or a large 6-311++G\*\* basis set. The *piecewise bilinear* wavelet basis was used in the Galerkin discretization of the PCM integral operators. All the energies reported are differences, expressed in Hartrees, with respect to the case where  $a = 5.0$ ,  $d' = 3.0$ , which is the upper limit in (13). Only selected compression parameter triplets are shown. The number of points on the cavity where the electrostatic potential has to be evaluated are 23 040 and 92 160 at PL-2 and PL-3, respectively.

$U_{\text{NN}}$									
	$a$	$d'$	PL-2	PL-3		$a$	$d'$	PL-2	PL-3
$b = 0.01$	1.0	2.0	-0.15413	-0.03528	$b = 0.001$	1.0	2.0	-0.25131	-0.03519
	2.0	2.25	-0.07127	-0.00410		2.0	2.25	-0.14905	-0.00412
	3.0	2.5	-0.03865	-0.00313		3.0	2.5	-0.05442	-0.00332
	4.0	2.75	-0.01925	-0.00137		4.0	2.75	-0.01133	-0.00161
Reference	5.0	3.0	-177.71475	-177.60140	Reference	5.0	3.0	-177.60327	-177.60147
$U_{\text{ee}, 6-31\text{G}}$									
	$a$	$d'$	PL-2	PL-3		$a$	$d'$	PL-2	PL-3
$b = 0.01$	1.0	2.0	-0.15310	-0.03461	$b = 0.001$	1.0	2.0	-0.24965	-0.03451
	2.0	2.25	-0.07091	-0.00402		2.0	2.25	-0.14804	-0.00405
	3.0	2.5	-0.03850	-0.00310		3.0	2.5	-0.05372	-0.00329
	4.0	2.75	-0.01918	-0.00131		4.0	2.75	-0.01111	-0.00155
Reference	5.0	3.0	-177.90179	-177.78866	Reference	5.0	3.0	-177.79100	-177.78873
$U_{\text{ee}, 6-311++\text{G}^{**}}$									
	$a$	$d'$	PL-2	PL-3		$a$	$d'$	PL-2	PL-3
$b = 0.01$	1.0	2.0	-0.15290	-0.03454	$b = 0.001$	1.0	2.0	-0.24933	-0.03445
	2.0	2.25	-0.07085	-0.00403		2.0	2.25	-0.14787	-0.00405
	3.0	2.5	-0.03847	-0.00310		3.0	2.5	-0.05364	-0.00329
	4.0	2.75	-0.01916	-0.00132		4.0	2.75	-0.01109	-0.00155
Reference	5.0	3.0	-177.78503	-177.67204	Reference	5.0	3.0	-177.67438	-177.67210

relative accuracy, i. e. the absolute difference with respect to the reference value at the same patch level and choice of  $b$ , is worsened for the polarization energy components analyzed here. From the results in Tables 1 and 2, it is easy to see that the number of matrix elements that are discarded by the *a posteriori* compression is largely inferior to the compression that is achieved *a priori*. Based on the relative accuracy results in Table 3, we can however advocate for the use of the less conservative setting  $b = 0.01$ . This choice is further justified by the relative accuracy results for the isotropic polarizability, reported in Table 4 for piecewise constant wavelets and in Table 5 for piecewise bilinear wavelets.

Comparing the results for  $\alpha_{\text{iso}}$  obtained with the two different discretizations (piecewise constant wavelets in Table 4 and piecewise bilinear wavelets in Table 5) it is evident that a higher accuracy can be achieved already at PL-2 by use of the latter wavelet basis. However, the high accuracy comes at the cost of roughly twice as many points where the electrostatic potential has to be evaluated: 10 240 vs. 23 040 at PL-2, 40 960 vs. 92 160 at PL-3.

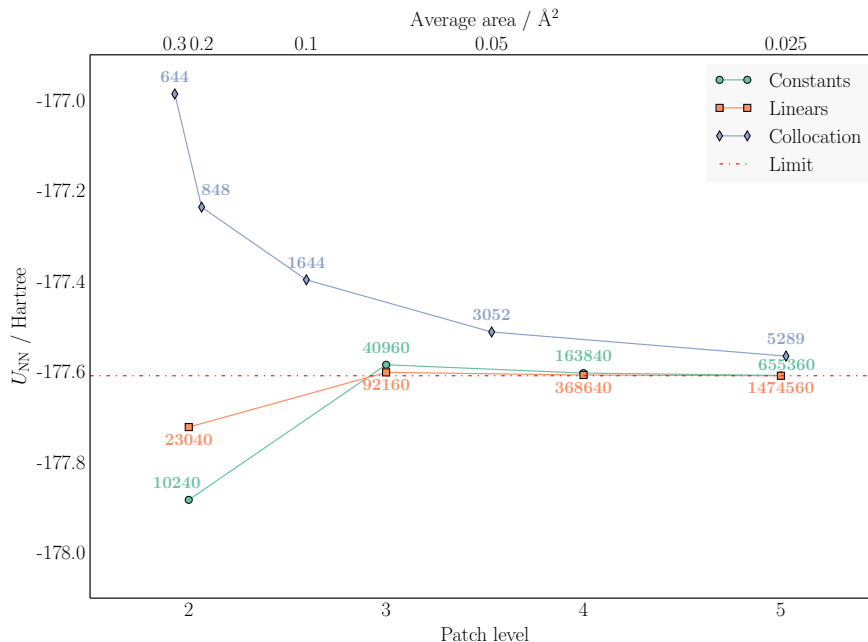
As a result of the accuracy analysis, we conclude that a sensible choice of default compression parameters is  $a = 2.5$ ,  $d' = 3.0$ ,  $b = 0.01$  for piecewise bilinear wavelets and  $a = 2.5$ ,  $d' = 2.0$ ,  $b = 0.01$  for piecewise constant wavelets. This choice has been adopted in the rest of the present work.

**Table 4** Effect of the *a priori* and *a posteriori* matrix compression parameters  $a$ ,  $d'$  and  $b$  on the static isotropic polarizability of benzene. Results were obtained at the Hartree–Fock level of theory either using a 6-31G or a large 6-311++G\*\* basis set. The *piecewise constant* wavelet basis was used in the Galerkin discretization of the PCM integral operators. All the values reported are differences, expressed in  $a_0^3$ , with respect to the case where  $a = 5.0$ ,  $d' = 2.0$ , which is the upper limit in (13). Only selected compression parameter triplets are shown. The number of points on the cavity where the electrostatic potential has to be evaluated are 10 240 and 40 960 at PL-2 and PL-3, respectively.

$\alpha_{\text{iso}}, 6\text{-}31\text{G}$									
	$a$	$d'$	PL-2	PL-3		$a$	$d'$	PL-2	PL-3
$b = 0.01$	1.0	1.0	1.56827	0.42493	$b = 0.001$	1.0	1.0	1.58092	0.42590
	2.0	1.25	0.54138	0.02795		2.0	1.25	0.55476	0.02786
	3.0	1.5	0.10108	0.00005		3.0	1.5	0.10212	-0.00003
	4.0	1.75	0.02073	0.00002		4.0	1.75	0.02050	-0.00001
Reference	5.0	2.0	76.72553	76.67398	Reference	5.0	2.0	76.72438	76.67395
$\alpha_{\text{iso}}, 6\text{-}311\text{++G}^{**}$									
	$a$	$d'$	PL-2	PL-3		$a$	$d'$	PL-2	PL-3
$b = 0.01$	1.0	1.0	2.18743	0.55107	$b = 0.001$	1.0	1.0	2.20332	0.55214
	2.0	1.25	0.73558	0.02995		2.0	1.25	0.74963	0.02973
	3.0	1.5	0.13414	0.00022		3.0	1.5	0.13420	0.00002
	4.0	1.75	0.02799	0.00001		4.0	1.75	0.02732	-0.00004
Reference	5.0	2.0	99.15263	99.08674	Reference	5.0	2.0	99.14895	99.08655

**Table 5** Effect of the *a priori* and *a posteriori* matrix compression parameters  $a$ ,  $d'$  and  $b$  on the static isotropic polarizability of benzene. Results were obtained at the Hartree–Fock level of theory either using a 6-31G or a large 6-311++G\*\* basis set. The *piecewise bilinear* wavelet basis was used in the Galerkin discretization of the PCM integral operators. All the values reported are differences, expressed in  $a_0^3$ , with respect to the case where  $a = 5.0$ ,  $d' = 3.0$ , which is the upper limit in (13). Only selected compression parameter triplets are shown. The number of points on the cavity where the electrostatic potential has to be evaluated are 23 040 and 92 160 at PL-2 and PL-3, respectively.

$\alpha_{\text{iso}}, 6\text{-}31\text{G}$									
	$a$	$d'$	PL-2	PL-3		$a$	$d'$	PL-2	PL-3
$b = 0.01$	1.0	2.0	0.01442	0.00076	$b = 0.001$	1.0	2.0	0.01696	0.00078
	2.0	2.25	0.00498	0.00017		2.0	2.25	0.00640	0.00021
	3.0	2.5	0.00227	0.00016		3.0	2.5	0.00245	0.00019
	4.0	2.75	0.00103	0.00014		4.0	2.75	0.00011	0.00016
Reference	5.0	3.0	76.67687	76.67714	Reference	5.0	3.0	76.67300	76.67713
$\alpha_{\text{iso}}, 6\text{-}311\text{++G}^{**}$									
	$a$	$d'$	PL-2	PL-3		$a$	$d'$	PL-2	PL-3
$b = 0.01$	1.0	2.0	0.01924	0.00275	$b = 0.001$	1.0	2.0	0.02503	0.00278
	2.0	2.25	0.00797	0.00036		2.0	2.25	0.01207	0.00042
	3.0	2.5	0.00384	0.00026		3.0	2.5	0.00487	0.00032
	4.0	2.75	0.00181	0.00026		4.0	2.75	0.00083	0.00031
Reference	5.0	3.0	99.09592	99.09154	Reference	5.0	3.0	99.08813	99.09153

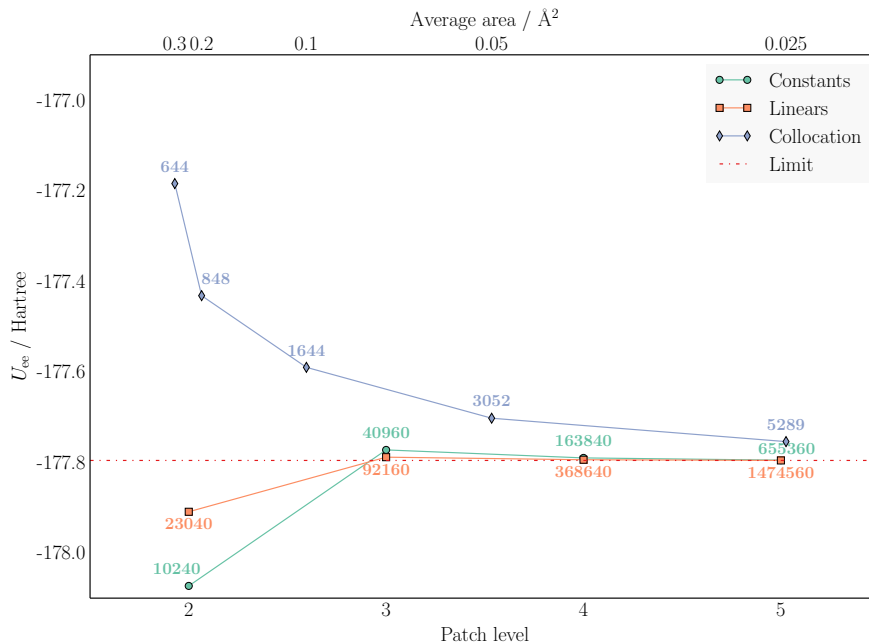


**Figure 9** Convergence of  $U_{\text{NN}}$  with respect to the number of molecular electrostatic potential (MEP) evaluation points on the cavity surface. The values reported are in Hartree and refer to benzene. The upper axis reports the average area for the collocation tessellation, while the lower axis refers to the patch level in the wavelet Galerkin discretization. The annotation report the number of MEP evaluation points. The compression parameter triplet was set to  $a = 2.5$ ,  $d' = 2.0$ ,  $b = 0.01$  for piecewise constant wavelets and to  $a = 2.5$ ,  $d' = 3.0$ ,  $b = 0.01$  for piecewise bilinear wavelets. The limit value is extrapolated from the results obtained from the piecewise bilinear wavelet Galerkin scheme.

## 4.2 Piecewise bilinear wavelets vs. piecewise constant wavelets and standard PCM

In order to compare our piecewise bilinear wavelet implementation with previous ones, we have considered both our previous piecewise constant wavelet implementation [38] and a standard IEFPCM implementation [28], which makes use of a collocation method and the GEPO algorithm for the cavity construction. This comparison is illustrated in Fig. 9 for the nuclear part of the solvation energy, in Fig. 10 for the electronic part, and in Fig. 11 for the total solvation energy. Finally, the isotropic polarizability results are displayed in Fig. 12.

The nuclear and electronic components of the solvation energy show very similar trends. In particular, the piecewise bilinear basis shows a faster convergence to the limiting value, although it uses twice as many function evaluations as the corresponding piecewise constant wavelet solver at the same PL. Concerning the comparison with standard IEFPCM, it is more difficult to compare calculations *vis-à-vis*, because the cavity discretization is here significantly different and because a fitted parametrization for the diagonal elements is employed. Therefore, a standard PCM calculation is able to achieve a good accuracy even with much coarser cavity parametrization. On the other hand, the most accurate result is still different from the wavelet one. Further refinement of the cavity description would expose the instabilities of the collocation method. The values for the electronic part are very similar and identical considerations apply. Turning our attention to the total solvation energy, it is evident that the piecewise bilinear wavelets are much more accurate: already at PL-2 the result is practically converged. A similar result requires PL-



**Figure 10** Convergence of  $U_{ee}$  with respect to the number of molecular electrostatic potential (MEP) evaluation points on the cavity surface. The values reported are in Hartree and refer to benzene. The Gaussian basis 6-31G was used. The upper axis reports the average area for the collocation tessellation, while the lower axis refers to the patch level in the wavelet Galerkin discretization. The annotation report the number of MEP evaluation points. The compression parameter triplet was set to  $a = 2.5$ ,  $d' = 2.0$ ,  $b = 0.01$  for the piecewise constant wavelets and to  $a = 2.5$ ,  $d' = 3.0$ ,  $b = 0.01$  for piecewise bilinear wavelets. The limit value is extrapolated from the results obtained from the piecewise bilinear wavelet Galerkin scheme.

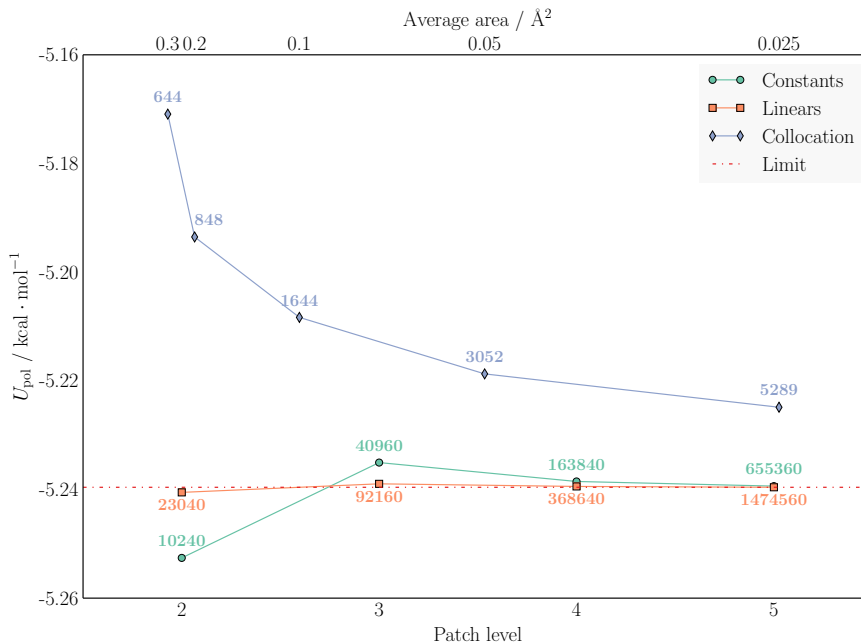
4 with piecewise constants wavelets and almost 8 times as many elements. The comparison with the collocation method shows that there is going to be a gap between the converged IEFPCM results and the wavelet results. For the electrostatic solvation energy of benzene the gap is not large ( $0.02 \text{ kcal} \cdot \text{mol}^{-1}$ ), but more polar substrates might show wider gaps.

Concerning the isotropic polarization, similar findings to the total solvation energies are obtained: the piecewise bilinear wavelets yield a practically converged result at PL-2, whereas the piecewise constant wavelets are converged at PL-3 and the “best” standard IEFPCM displays again a small gap with respect to the converged wavelet results.

In conclusion, both wavelet methods converge to the same result: the piecewise bilinear wavelets converge faster and require a lower PL to attain a given accuracy, both for the overall solvation energy and the polarizability. The traditional collocation method is able to achieve a reasonable accuracy with fewer points. However, the limit of large refinement is slightly different than the wavelet one, indicating a limitation of the collocation method. One possible explanation for such a discrepancy could be the fitting of the diagonal elements [74], introducing a bias at large refinements.

### 4.3 Performance of the wavelet solver

The convergence properties and memory requirements of the wavelet solver were assessed by performing calculations on the four linear polyalkane chains  $C_nH_{2n+2}$ , ( $n = 8, 16, 32, 64$ ), using a standalone version of the wavelet solver. The interpolation parameter *grade* is set to 4 for levels = 2, 3, 4 and 8 for level 5.



**Figure 11** Convergence of  $U_{\text{pol}}$  with respect to the number of molecular electrostatic potential (MEP) evaluation points on the cavity surface. The values reported are in  $\text{kcal} \cdot \text{mol}^{-1}$  and refer to benzene. The Gaussian basis 6-31G was used. The upper axis reports the average area for the collocation tessellation, while the lower axis refers to the patch level in the wavelet Galerkin discretization. The annotation report the number of MEP evaluation points. The compression parameter triplet was set to  $a = 2.5$ ,  $d' = 2.0$ ,  $b = 0.01$  for the piecewise constant wavelets and to  $a = 2.5$ ,  $d' = 3.0$ ,  $b = 0.01$  for piecewise bilinear wavelets. The limit value is extrapolated from the results obtained from the piecewise bilinear wavelet Galerkin scheme.

Only the nuclear charge distribution was considered. The total apparent surface charge (ASC) can thus be compared to the exact analytical value as obtained by the Gauss' theorem

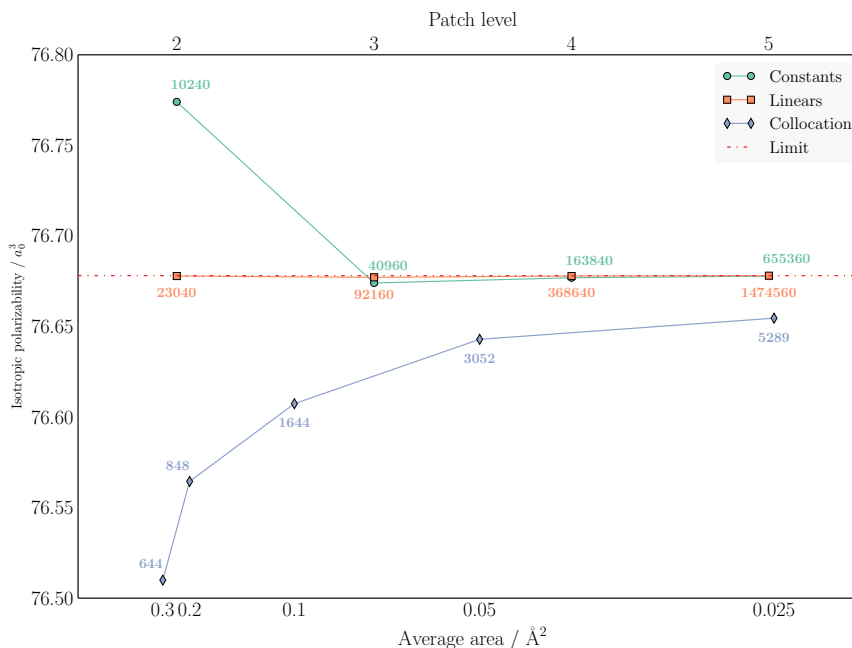
$$\Delta\sigma = \sigma_{\text{calc}} - \sigma_{\text{exact}}, \quad \sigma_{\text{exact}} = -\frac{\varepsilon - 1}{\varepsilon} Q \quad (27)$$

where  $\varepsilon$  is the permittivity and  $Q$  is the total charge enclosed by the cavity. A similar analysis for the piecewise constant parametrization was presented by Weijo et al. [38].

The influence of the patch level on the ASC convergence is shown in Fig. 13, for three different sets of *a priori* compression parameters. Only the graph for  $\text{C}_{32}\text{H}_{64}$  is shown because similar trends were observed also for the other polyalkanes. See SI for the complete set.

From Figure 13 we see that by increasing the patch level leads to convergence towards  $\sigma_{\text{exact}}$ , a general feature of any Galerkin BEM method. Such convergence is achieved somewhat faster when a less aggressive *a priori* compression is applied to the system matrix. As discussed in Sec. 2.2, higher values of the *a priori* compression parameters lead to a higher accuracy in the calculated ASC since a larger number of matrix elements is retained.

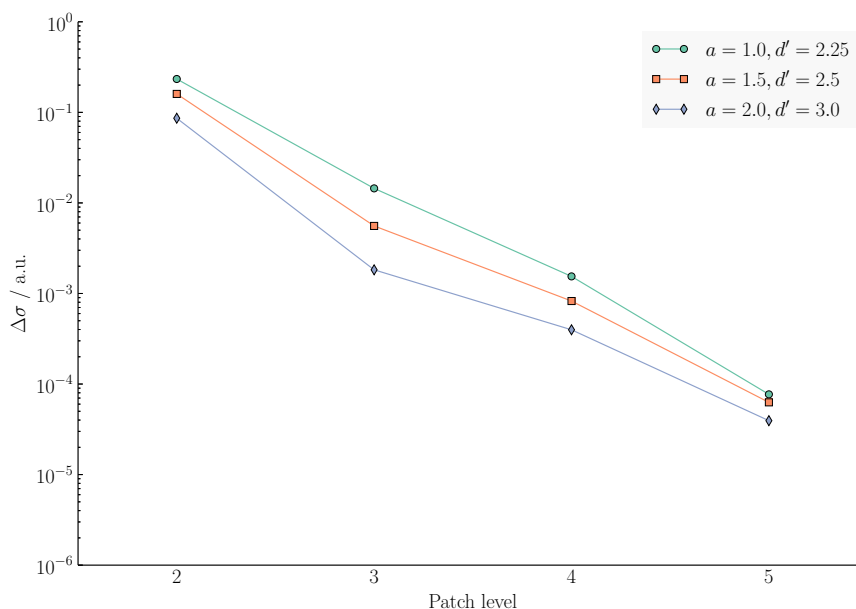
In the wavelet PCM formalism, both the construction of the system matrix and the solution of the linear equations scale linearly with the mesh size, given the same initial set of patches. In Fig. 14, we see a summary of the convergence analysis for the polyalkane chains  $\text{C}_n\text{H}_{2n+2}$  ( $n = 8, 16, 32, 64$ ), which also contains the total computational time. In all cases, the compression parameters were kept fixed:  $a = 1.0$ ,  $d' = 2.25$  and  $b = 0.01$ . Since we are still in the preasymptotic regime, the observed scaling is  $N^{1.5}$  instead of the proven linear behaviour  $N_J$ , where  $J$  is the refinement level as described in Sec. 2.2.



**Figure 12** Convergence of  $\alpha_{\text{iso}}$  with respect to the number of molecular electrostatic potential (MEP) evaluation points on the cavity surface. The values reported are in  $a_0^3$  and refer to benzene. The lower axis reports the average area for the collocation tessellation, while the upper axis refers to the patch level in the wavelet Galerkin discretization. The annotation report the number of MEP evaluation points. The compression parameter triplet was set to  $a = 2.5$ ,  $d' = 2.0$ ,  $b = 0.01$  for the piecewise constant wavelets and to  $a = 2.5$ ,  $d' = 3.0$ ,  $b = 0.01$  for piecewise bilinear wavelets. The limit value is extrapolated from the results obtained from the piecewise bilinear wavelet Galerkin scheme.

The time spent for assembling the system matrix, discarding unnecessary elements by compression and solving the linear system of equations is shown in Fig. 15 for different choices of the compression parameters. Only the results obtained in the case of  $\text{C}_{16}\text{H}_{34}$  are shown, as similar trends are exhibited by the other molecules. For the other molecules the reader is referred to the Supporting Information. Clearly, assembling the system matrix is the most time consuming portion of the currently implemented version of the wavelet algorithm. It is also evident that this takes longer when the compression of the matrix is less aggressive and more elements are to be retained. For example, up to 93% of the time is spent in assembling the system matrix when  $a = 2.0$ ,  $d' = 3.0$  and  $b = 0.01$ . The solution of the system of linear equations is much less demanding and also less affected by the requested accuracy. On the other hand, a finer mesh (higher PL) implies an increased number of integral evaluations to obtain the electrostatic potential.

Another crucial aspect to be considered is the construction of the initial set of patches. The system matrix is indeed dense for the scaling part and the algorithm scales quadratically with number of original patches. In order to achieve linear scaling with respect to the molecular size, it will be necessary to devise a cavity generator which scales sub-linearly (ideally  $O(N^{1/2})$  where  $N$  is the number of atoms) with the molecular size. This is however not the case for the current implementation, as already shown in our previous work [38] and therefore the scaling with the molecular size is almost quadratic.



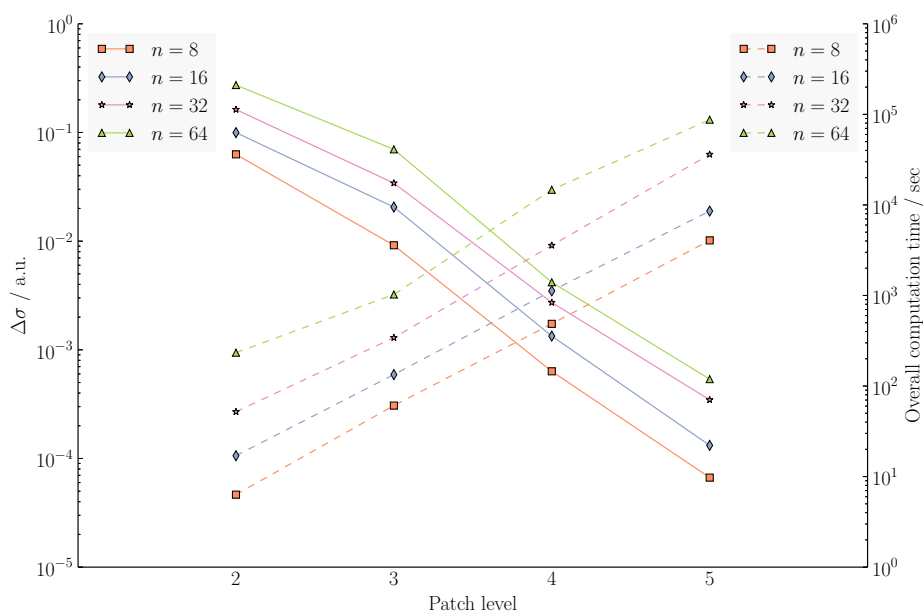
**Figure 13** Convergence with respect to the patch level for the piecewise bilinear wavelet Galerkin scheme. Different *a priori*  $a$  and  $d'$  compression parameters were chosen, while the *a posteriori* compression parameter was fixed to  $b = 0.01$ . The nuclear charge distribution of the  $C_{32}H_{66}$  molecule was considered. Convergence is estimated with respect to the theoretical surface charge, i. e. the difference with respect to the value obtained by applying Gauss' theorem  $\sigma_{\text{exact}} = -\frac{\epsilon-1}{\epsilon}Q$ , where  $Q$  is the total nuclear charge. The axis has a logarithmic scale.

## 5 Conclusions

We have presented the first implementation of the Polarizable Continuum Model which combines the Integral Equation Formalism with a wavelet solver with piecewise bilinear wavelets for the solution of the underlying boundary integral equation. This is a further development of a previous work, [38] which made use of piecewise constant wavelets. Thanks to the construction of the system matrix within the wavelet formalism, the solution of the boundary integral equation exhibits fast and guaranteed convergence to the exact limiting values of the problem, which cannot be achieved with a collocation method. Due to the high modularity of `PCMSolver`, linear response was immediately available (both with piecewise constant wavelets and piecewise linear wavelets) and we have demonstrated that the accuracy attained for energy calculations is reflected in the response calculations as well.

The robustness of the wavelet formalism makes our implementation an important reference benchmark for accurate calculations, which has so far been missing. In order to make the implementation competitive also on the performance side the two most important bottlenecks will have to be addressed. The accuracy achieved with wavelets depends on the evaluation of electrostatic potentials in a large number of mesh points. Speeding up this part will require the use of interpolation techniques (integrals are calculated at a coarser mesh and interpolated at a finer one) and fast multipole methods. The second bottleneck is constituted by the construction of the initial parameterization of the cavity into patches. The current implementation does not guarantee linear scaling with the molecular size, which could only be achieved if the number of patches scales sub-linearly with the molecule size.





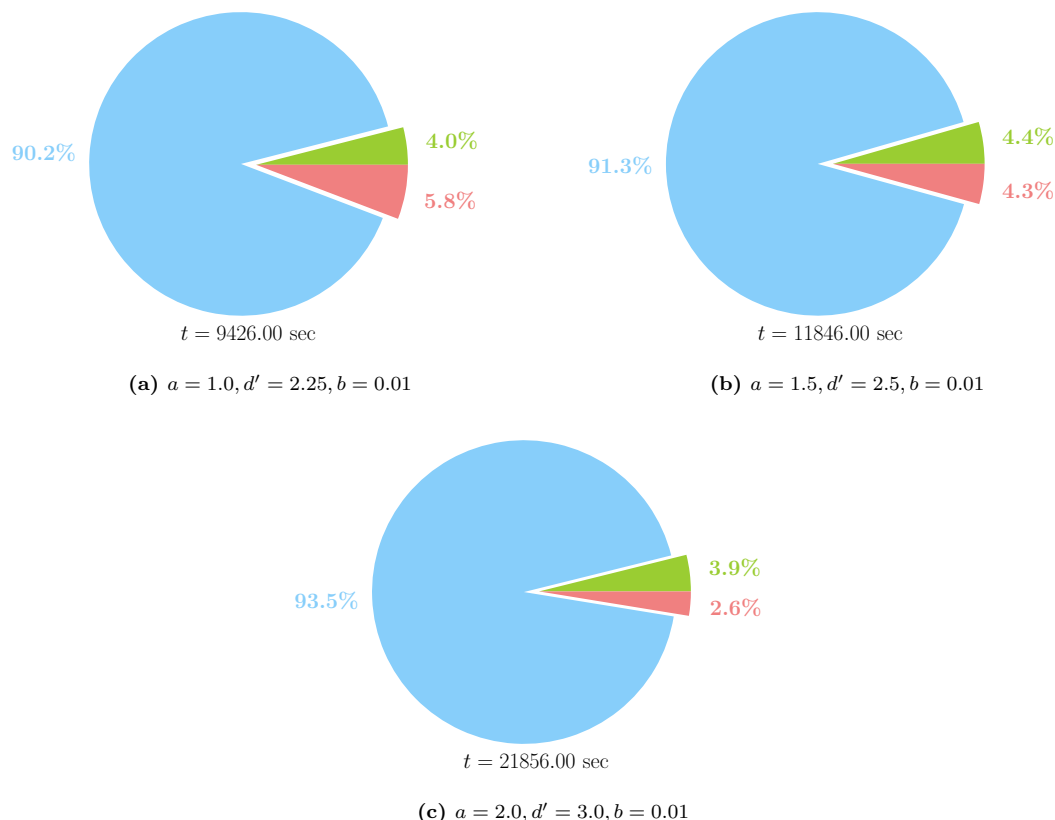
**Figure 14** Convergence with respect to the patch level for the piecewise bilinear wavelet Galerkin scheme. The compression parameters were set to  $a = 1.0$ ,  $d' = 2.25$  and  $b = 0.01$ . The nuclear charge distributions of the polyalkane systems  $C_nH_{2n+2}$  were considered. Solid lines show the difference with respect to the theoretical surface charge, i. e. the difference with respect to the value obtained by applying Gauss' theorem  $\sigma_{\text{exact}} = -\frac{\epsilon-1}{\epsilon}Q$ , where  $Q$  is the total nuclear charge. Dashed lines show the overall computation times. Both, the left and right axes, have a logarithmic scale.

## Acknowledgments

The authors are grateful for the financial support by the Research Council of Norway through a Centre of Excellence Grant (Grant No. 179568/V30) and by the Tromsø Research Foundation (SURFINT grant). Computer time from the Norwegian Supercomputing Program (NOTUR) is also gratefully acknowledged.

## References

- [1] Hans Martin Senn and Walter Thiel. QM/MM Methods for Biomolecular Systems. *Angew. Chem. Int. Edit.*, 48(7):1198–1229, 2009. ISSN 1521-3773. doi: 10.1002/anie.200802019.
- [2] Carles Curutchet, Aurora Muñoz Losa, Susanna Monti, Jacob Kongsted, Gregory D. Scholes, and Benedetta Mennucci. Electronic Energy Transfer in Condensed Phase Studied by a Polarizable QM/MM Model. *J. Chem. Theory Comput.*, 5(7):1838–1848, 2009. doi: 10.1021/ct9001366.
- [3] Jógvan Magnus Olsen, Kęstutis Aidias, and Jacob Kongsted. Excited States in Solution through Polarizable Embedding. *J. Chem. Theory Comput.*, 6(12):3721–3734, 2010. doi: 10.1021/ct1003803.
- [4] Jacopo Tomasi, Benedetta Mennucci, and Roberto Cammi. Quantum Mechanical Continuum Solvation Models. *Chem. Rev.*, 105(8):2999–3094, 2005. doi: 10.1021/cr9904009.
- [5] Benedetta Mennucci and Roberto Cammi, editors. *Continuum Solvation Models in Chemical Physics*. John Wiley & Sons, Ltd, 2007.



**Figure 15** Timings for  $C_{16}H_{34}$  at patch level 5 for different values of the compression parameters. The time portions spent in assembling the system matrix, performing its compression and for the solution of the linear system are reported in blue, green and red, respectively. Total times are reported below each chart.

- [6] Rivail, Jean-Louis and Rinaldi, Daniel. A Quantum Chemical Approach to Dielectric Solvent Effects in Molecular Liquids. *Chem. Phys.*, 18(1-2):233–242, 1976. doi: 10.1016/0301-0104(76)87050-4. URL <http://linkinghub.elsevier.com/retrieve/pii/0301010476870504>.
- [7] Warshel, A and Levitt, M. Theoretical Studies of Enzymic Reactions: Dielectric, Electrostatic and Steric Stabilization of the Carbonium Ion in the Reaction of Lysozyme. *J. Mol. Biol.*, 103(2):227–249, 1976. doi: 10.1016/0022-2836(76)90311-9. URL <http://linkinghub.elsevier.com/retrieve/pii/0022283676903119>.
- [8] Miertuš, Stanislav and Scrocco, Eolo and Tomasi, Jacopo. Electrostatic Interaction of a Solute with a Continuum. A Direct Utilization of Ab Initio Molecular Potentials for the Prevision of Solvent Effects. *Chem. Phys.*, 55(1):117–129, 1981. ISSN 0301-0104. doi: 10.1016/0301-0104(81)85090-2. URL <http://www.sciencedirect.com/science/article/pii/0301010481850902>.
- [9] C. S. Pomelli. Cavity Surfaces and their Discretization. In Benedetta Mennucci and Roberto Cammi, editors, *Continuum Solvation Models in Chemical Physics*, pages 49–63. John Wiley & Sons, Ltd, 2007.
- [10] Foresman, James B. and Keith, Todd A. and Wiberg, Kenneth B. and Snoonian, John and Frisch, Michael J. Solvent Effects. 5. Influence of Cavity Shape, Truncation of Electrostatics, and Electron

- Correlation on ab Initio Reaction Field Calculations. *J. Phys. Chem.*, 100(40):16098–16104, 1996. doi: 10.1021/jp960488j. URL <http://dx.doi.org/10.1021/jp960488j>.
- [11] A. Bondi. van der Waals Volumes and Radii. *J. Phys. Chem.*, 68(3):441–451, 1964. doi: 10.1021/j100785a001.
- [12] Manjeera Mantina, Adam C. Chamberlin, Rosendo Valero, Christopher J. Cramer, and Donald G. Truhlar. Consistent van der Waals Radii for the Whole Main Group. *J. Phys. Chem. A*, 113: 5806–5812, 2009. doi: 10.1021/jp8111556.
- [13] Connolly, M. L. Solvent-Accessible Surfaces of Proteins and Nucleic Acids. *Science*, 221(4612): 709–713, 1983. doi: 10.1126/science.6879170. URL <http://www.sciencemag.org/content/221/4612/709.abstract>.
- [14] Michael L Connolly. Computation of Molecular Volume. *J. Am. Chem. Soc.*, 107(5):1118–1124, 1985. doi: 10.1021/ja00291a006. URL <http://dx.doi.org/10.1021/ja00291a006>.
- [15] Silla, E. and Pascual-Ahuir, J. L. and Tomasi, J. and Bonaccorsi, R. Electrostatic Interaction of a Solute with a Continuum. Improved Description of the Cavity and of the Surface Cavity Bound Charge Distribution. *J. Comp. Chem.*, 8(6):778–787, 1987. doi: 10.1002/jcc.540080605. URL <http://doi.wiley.com/10.1002/jcc.540080605>.
- [16] Pascual-Ahuir, Juan Luis and Silla, Estanislao. GEPOL: An Improved Description of Molecular Surfaces. I. Building the Spherical Surface Set. *J. Comp. Chem.*, 11(9):1047–1060, 1990. doi: 10.1002/jcc.540110907. URL <http://doi.wiley.com/10.1002/jcc.540110907>.
- [17] Pomelli, Christian Silvio and Tomasi, Jacopo. Variation of Surface Partition in GEPOL: Effects on Solvation Free Energy and Free-Energy Profiles. *Theor. Chem. Acc.*, 99(1):34–43, 1998. doi: 10.1007/s002140050300. URL <http://www.springerlink.com/openurl.asp?genre=article&id=doi:10.1007/s002140050300>.
- [18] Pomelli, Christian Silvio and Tomasi, Jacopo and Cammi, Roberto. A Symmetry Adapted Tessellation of the GEPOL Surface: Applications to Molecular Properties in Solution. *J. Comp. Chem.*, 22(12):1262–1272, 2001. doi: 10.1002/jcc.1083. URL <http://doi.wiley.com/10.1002/jcc.1083>.
- [19] Frediani, Luca and Cammi, Roberto and Pomelli, Christian Silvio and Tomasi, Jacopo and Ruud, Kenneth. New Developments in the Symmetry-Adapted Algorithm of the Polarizable Continuum Model. *J. Comp. Chem.*, 25(3):375–85, 2004. doi: 10.1002/jcc.10381.
- [20] Pomelli, Christian Silvio and Tomasi, Jacopo. DefPol: New procedure to build molecular surfaces and its use in continuum solvation methods. *J. Comp. Chem.*, 19(15):1758–1776, 1998. doi: 10.1002/(SICI)1096-987X(19981130)19:15<1758::AID-JCC8>3.0.CO;2-M. URL [http://doi.wiley.com/10.1002/\(SICI\)1096-987X\(19981130\)19:15<1758::AID-JCC8>3.0.CO;2-M](http://doi.wiley.com/10.1002/(SICI)1096-987X(19981130)19:15<1758::AID-JCC8>3.0.CO;2-M).
- [21] Pomelli, Christian Silvio and Tomasi, Jacopo and Cossi, Maurizio and Barone, Vincenzo. Effective Generation of Molecular Cavities in Polarizable Continuum Model by DefPol Procedure. *Journal of Computational Chemistry*, 20(16):1693–1701, 1999. doi: 10.1002/(SICI)1096-987X(199912)20:16<1693::AID-JCC2>3.0.CO;2-B. URL [http://doi.wiley.com/10.1002/\(SICI\)1096-987X\(199912\)20:16<1693::AID-JCC2>3.0.CO;2-B](http://doi.wiley.com/10.1002/(SICI)1096-987X(199912)20:16<1693::AID-JCC2>3.0.CO;2-B).
- [22] H. Harbrecht and M. Randrianarivony. Wavelet BEM on Molecular Surfaces: Solvent Excluded Surfaces. *Computing*, 92:335–364, 2011. ISSN 0010-485X. doi: 10.1007/s00607-011-0147-y.

- [23] Jacopo Tomasi. The Physical Model. In Benedetta Mennucci and Roberto Cammi, editors, *Continuum Solvation Models in Chemical Physics*, pages 1–28. John Wiley & Sons, Ltd, 2007. ISBN 9780470515235. doi: 10.1002/9780470515235.ch1.
- [24] Amovilli, Claudio and Mennucci, Benedetta. Self-Consistent-Field Calculation of Pauli Repulsion and Dispersion Contributions to the Solvation Free Energy in the Polarizable Continuum Model. *J. Phys. Chem. B*, 5647(96):1051–1057, 1997. URL <http://pubs.acs.org/doi/abs/10.1021/jp9621991>.
- [25] Weijo, Ville and Mennucci, Benedetta and Frediani, Luca. Toward a General Formulation of Dispersion Effects for Solvation Continuum Models. *J. Chem. Theory Comput.*, 6(11):3358–3364, 2010. ISSN 1549-9618. doi: 10.1021/ct1004565. URL <http://pubs.acs.org/doi/abs/10.1021/ct1004565>.
- [26] Mozgawa, Krzysztof and Mennucci, Benedetta and Frediani, Luca. Solvation at Surfaces and Interfaces: A Quantum-Mechanical/Continuum Approach Including Nonelectrostatic Contributions. *J. Phys. Chem. C*, 118(9):4715–4725, 2014. doi: 10.1021/jp4117276. URL <http://dx.doi.org/10.1021/jp4117276>.
- [27] John David Jackson. *Classical Electrodynamics*. Wiley, New York, NY, 3rd ed. edition, 1999. ISBN 9780471309321.
- [28] Eric Cancès and Benedetta Mennucci. New Applications of Integral Equations Methods for Solvation Continuum Models: Ionic Solutions and Liquid Crystals. *J. Math. Chem.*, 23:309–326, 1998. ISSN 0259-9791. doi: 10.1023/A:1019133611148.
- [29] Wolfgang Hackbusch. *Integral Equations – Theory and Numerical Treatment*. Birkhäuser, 1995.
- [30] Purisima, E. O. and Nilar, S. H. A Simple Yet Accurate Boundary Element Method for Continuum Dielectric Calculations. *J. Comput. Chem.*, 16(6):681–689, 1995. URL <http://onlinelibrary.wiley.com/doi/10.1002/jcc.540160604/abstract>.
- [31] Bardhan, Jaydeep P and Altman, Michael D and Willis, David J and Lippow, Shaun M and Tidor, Bruce and White, Jacob K. Numerical Integration Techniques for Curved-Element Discretizations of Molecule-Solvent Interfaces. *J. Chem. Phys.*, 127(1):014701, July 2007. doi: 10.1063/1.2743423.
- [32] Bardhan, Jaydeep P. Numerical Solution of Boundary-Integral Equations for Molecular Electrostatics. *J. Chem. Phys.*, 130(9):094102, 2009. doi: 10.1063/1.3080769. URL <http://scitation.aip.org/content/aip/journal/jcp/130/9/10.1063/1.3080769><http://www.ncbi.nlm.nih.gov/pubmed/19275391>.
- [33] Bardhan, Jaydeep and Eisenberg, Robert and Gillespie, Dirk. Discretization of the Induced-Charge Boundary Integral Equation. *Phys. Rev. E*, 80(1):011906, 2009. ISSN 1539-3755. doi: 10.1103/PhysRevE.80.011906. URL <http://link.aps.org/doi/10.1103/PhysRevE.80.011906>.
- [34] Tausch, Johannes and Wang, Junfeng and White, Jacob. Improved Integral Formulations for Fast 3-D Method-of-Moments Solvers. *IEEE Trans. Comput.-Aided Des. Integr. Circuits Syst.*, 20(12):1398–1405, 2001. URL [http://ieeexplore.ieee.org/xpls/abs\\_all.jsp?arnumber=969433](http://ieeexplore.ieee.org/xpls/abs_all.jsp?arnumber=969433).
- [35] Lipparini, Filippo and Stamm, Benjamin and Cancès, Eric and Maday, Yvon and Mennucci, Benedetta. Fast Domain Decomposition Algorithm for Continuum Solvation Models: Energy and First Derivatives. *J. Chem. Theory Comput.*, 9(8):3637–3648, August 2013. ISSN 1549-9618. doi: 10.1021/ct400280b. URL <http://pubs.acs.org/doi/abs/10.1021/ct400280b>.

- [36] Cancès, Eric and Maday, Yvon and Stamm, Benjamin. Domain Decomposition for Implicit Solvation Models. *J. Chem. Phys.*, 139(5):054111, 2013. doi: 10.1063/1.4816767. URL <http://scitation.aip.org/content/aip/journal/jcp/139/5/10.1063/1.4816767>.
- [37] Ern, Alexandre and Guermond, Jean-Luc. *Theory and Practice of Finite Elements*. Applied Mathematical Sciences. Springer, New York, 2004. ISBN 0-387-20574-8.
- [38] Ville Weijo, Maharavo Randrianarivony, Helmut Harbrecht, and Luca Frediani. Wavelet Formulation of the Polarizable Continuum Model. *J. Comput. Chem.*, 31(7):1469–1477, 2010. ISSN 1096-987X. doi: 10.1002/jcc.21431.
- [39] Harbrecht, Helmut. On Analytical Derivatives for Geometry Optimization in the Polarizable Continuum Model. *J. Math. Chem.*, 49(9):1928–1936, 2011. doi: 10.1007/s10910-011-9865-9. URL <http://www.springerlink.com/index/10.1007/s10910-011-9865-9>.
- [40] George C. Hsiao and Wolfgang L. Wendland. *Boundary Integral Equations*, volume 164 of *Applied Mathematical Sciences*. Springer Berlin Heidelberg, 2008. ISBN 978-3-540-68545-6.
- [41] Luca Frediani, Roberto Cammi, Stefano Corni, and Jacopo Tomasi. A Polarizable Continuum Model for Molecules at Diffuse Interfaces. *J. Chem. Phys.*, 120(8):3893–3907, 2004. doi: 10.1063/1.1643727. URL <http://link.aip.org/link/?JCP/120/3893/1>.
- [42] J. Stoer and R. Bulirsch. *Introduction to Numerical Analysis*. Texts in Applied Mathematics. Springer, 2002. ISBN 9780387954523.
- [43] Y. Saad. *Iterative Methods for Sparse Linear Systems*. SIAM, 2003.
- [44] Helmut Harbrecht and Reinhold Schneider. Biorthogonal Wavelet Bases for the Boundary Element Method, 2004. URL <http://dx.doi.org/10.1002/mana.200310171>.
- [45] Wolfgang Dahmen, Helmut Harbrecht, and Reinhold Schneider. Compression Techniques for Boundary Integral Equations—Asymptotically Optimal Complexity Estimates. *SIAM J. Numer. Anal.*, 43(6):2251–2271, 2006. doi: 10.1137/S0036142903428852.
- [46] Helmut Harbrecht and Reinhold Schneider. Wavelet Galerkin Schemes for Boundary Integral Equations—Implementation and Quadrature. *SIAM J. Sci. Comput.*, 27(4):1347–1370, 2006. doi: 10.1137/S1064827503429387.
- [47] H. Harbrecht and M. Peters. Comparison of Fast Boundary Element Methods on Parametric Surfaces. *Comput. Methods Appl. Mech. Eng.*, 261-262:39–55, 2013. doi: 10.1016/j.cma.2013.03.022. URL <http://linkinghub.elsevier.com/retrieve/pii/S0045782513000819>.
- [48] J. E. Sanhueza, O. Tapia, W. G. Laidlaw, and M. Trsic. On the Application of the Variational Principle to a Type of Nonlinear "Schrödinger Equation". *J. Chem. Phys.*, 70(6):3096–3098, 1979. doi: 10.1063/1.437797. URL <http://link.aip.org/link/?JCP/70/3096/1>.
- [49] Trygve Helgaker, Poul Jørgensen, and Jeppe Olsen. *Molecular Electronic-Structure Theory*. John Wiley & Sons., 2000.
- [50] Joanna Kauczor, Poul Jørgensen, and Patrick Norman. On the Efficiency of Algorithms for Solving Hartree–Fock and Kohn–Sham Response Equations. *J. Chem. Theory Comput.*, 7(6):1610–1630, June 2011. doi: 10.1021/ct100729t.

- [51] Sonia Coriani, Stinne Høst, Branislav Jansík, Lea Thøgersen, Jeppe Olsen, Poul Jørgensen, Simen Reine, Filip Pawłowski, Trygve Helgaker, and Paweł Sałek. Linear-Scaling Implementation of Molecular Response Theory in Self-Consistent Field Electronic-Structure Theory. *J. Chem. Phys.*, 126(15):154108, 2007. doi: 10.1063/1.2715568.
- [52] Roberto Cammi, Luca Frediani, Benedetta Mennucci, and Kenneth Ruud. Multiconfigurational Self-Consistent Field Linear Response for the Polarizable Continuum Model: Theory and Application to Ground and Excited-State Polarizabilities of Para-Nitroaniline in Solution. *J. Chem. Phys.*, 119(12):5818, 2003. ISSN 00219606. doi: 10.1063/1.1603728. URL <http://link.aip.org/link/JCPSA6/v119/i12/p5818/s1&Agg=doi>.
- [53] PCMSolver, an Application Programming Interface for the Polarizable Continuum Model electrostatic problem, written by R. Di Remigio, L. Frediani and K. Mozgawa, (see <http://pcmsolver.github.io/pcmsolver-doc>).
- [54] Edsger W. Dijkstra. The Structure of the "THE"-Multiprogramming System. *Commun. ACM*, 11(5):341–346, 1968. doi: 10.1145/363095.363143.
- [55] Parnas, D. L. On the Criteria to Be Used in Decomposing Systems into Modules. *Commun. ACM*, 15(12):1053–1058, 1972. ISSN 0001-0782. doi: 10.1145/361598.361623.
- [56] Kestutis Aidas, Celestino Angeli, Keld L. Bak, Vebjørn Bakken, Radovan Bast, Linus Boman, Ove Christiansen, Renzo Cimiraglia, Sonia Coriani, Pål Dahle, Erik K. Dalskov, Ulf Ekström, Thomas Enevoldsen, Janus J. Eriksen, Patrick Ettenhuber, Berta Fernández, Lara Ferrighi, Heike Fliegl, Luca Frediani, Kasper Hald, Asger Halkier, Christof Hättig, Hanne Heiberg, Trygve Helgaker, Alf Christian Hennum, Hinne Hettema, Eirik Hjertenæs, Stinne Høst, Ida-Marie Høyvik, Maria Francesca Iozzi, Branislav Jansík, Hans Jørgen Aa. Jensen, Dan Jonsson, Poul Jørgensen, Joanna Kauczor, Sheela Kirpekar, Thomas Kjærgaard, Wim Klopper, Stefan Knecht, Rika Kobayashi, Henrik Koch, Jacob Kongsted, Andreas Krapp, Kasper Kristensen, Andrea Ligabue, Ola B Lutnæs, Juan I. Melo, Kurt V. Mikkelsen, Rolf H. Myhre, Christian Neiss, Christian B. Nielsen, Patrick Norman, Jógvan Magnus H. Jeppe Olsen, Anders Osted, Martin J. Packer, Filip Pawłowski, Thomas B. Pedersen, Patricio F. Provasi, Simen Reine, Zilvinas Rinkevicius, Torgeir a. Ruden, Kenneth Ruud, Vladimir V. Rybkin, Paweł Sałek, Claire C. M. Samson, Alfredo Sánchez de Merás, Trond Saue, Stephan P. a. Sauer, Bernd Schimmelpfennig, Kristian Sneskov, Arnfinn H. Steindal, Kristian O. Sylvester-Hvid, Peter R. Taylor, Andrew M. Teale, Erik I. Tellgren, David P. Tew, Andreas J. Thorvaldsen, Lea Thøgersen, Olav Vahtras, Mark a. Watson, David J. D. Wilson, Marcin Ziolkowski, and Hans Ågren. The Dalton quantum chemistry program system. *Wiley Interdiscip. Rev. Comput. Mol. Sci.*, 4(3):269–284, 2014. doi: 10.1002/wcms.1172.
- [57] Roberto Di Remigio, Radovan Bast, Luca Frediani, and Trond Saue. Four-Component Relativistic Calculations in Solution with the Polarizable Continuum Model of Solvation: Theory, Implementation, and Application to the Group 16 Dihydrides H<sub>2</sub>X (X = O, S, Se, Te, Po). *J. Phys. Chem. A*, December 2014. ISSN 1520-5215. doi: 10.1021/jp507279y.
- [58] DIRAC, a relativistic ab initio electronic structure program, Release DIRAC14 (2014), written by T. Saue, L. Visscher, H. J. Aa. Jensen, and R. Bast. with contributions from V. Bakken, K. G. Dyall, S. Dubillard, U. Ekström, E. Eliav, T. Enevoldsen, E. Faßhauer, T. Fleig, O. Fossgaard, A. S. P. Gomes, T. Helgaker, J. K. Lærdahl, Y. S. Lee, J. Henriksson, M. Iliaš, Ch. R. Jacob, S. Knecht, S. Komorovský, O. Kullie, C. V. Larsen, H. S. Nataraj, P. Norman, G. Olejniczak,

- J. Olsen, Y. C. Park, J. K. Pedersen, M. Pernpointner, R. Di Remigio, K. Ruud, P. Salek, B. Schimmelpennig, J. Sikkema, A. J. Thorvaldsen, J. Thyssen, J. van Stralen, S. Villaume, O. Visser, T. Winther, and S. Yamamoto (see <http://www.diracprogram.org>).
- [59] Gamma, Erich and Helm, Richard and Johnson, Ralph and Vlissides, John. *Design Patterns: Elements of Reusable Object-Oriented Software*. Addison-Wesley Longman Publishing Co., Inc., 1995. ISBN 0-201-63361-2. URL <http://dl.acm.org/citation.cfm?id=186897>.
- [60] Alexandrescu, Andrei. *Modern C++ Design: Generic Programming and Design Patterns Applied*. Addison-Wesley Longman Publishing Co., Inc., 2001. ISBN 0-201-70431-5. URL <http://dl.acm.org/citation.cfm?id=377789>.
- [61] Martin Reddy. *API Design for C++*. Morgan Kaufmann Publishers Inc., 2011. ISBN 9780123850034. URL <http://dl.acm.org/citation.cfm?id=1971974>.
- [62] *Boost C++ Libraries*. URL <http://www.boost.org>.
- [63] Guennebaud, Gaël and Jacob, Benoît and others. Eigen v3, 2010. URL <http://eigen.tuxfamily.org>.
- [64] Jonas Jusélius. libGetKw, a Python library for input parsing with C, C++ and Fortran bindings.
- [65] Ulf Ekström. Libtaylor, 2009.
- [66] Daniel Langr, Pavel Tvrđík, Tomáš Dytrych, and Jerry P. Draayer. Fake Run-Time Selection of Template Arguments in C++. In Carlo A. Furia and Sebastian Nanz, editors, *Objects, Model. Components, Patterns SE - 11*, volume 7304 of *Lecture Notes in Computer Science*, pages 140–154. Springer Berlin Heidelberg, 2012. ISBN 978-3-642-30560-3. doi: 10.1007/978-3-642-30561-0\\_11.
- [67] Hestenes, Magnus Rudolph and Stiefel, Eduard. Methods of conjugate gradients for solving linear systems. *J. Res. Natl. Stand.*, 49(6), 1952.
- [68] Jansík, Branislav and Høst, Stinne and Johansson, Mikael P. and Olsen, Jeppe and Jørgensen, Poul and Helgaker, Trygve. Robust and Reliable Multilevel Minimization of the Kohn–Sham Energy. *J. Chem. Theory Comput.*, 5(4):1027–1032, 2009. doi: 10.1021/ct800562h.
- [69] G. Reza Ahmadi and Jan Almlöf. The Coulomb Operator in a Gaussian Product Basis. *Chem. Phys. Lett.*, 246(4–5):364 – 370, 1995. doi: [http://dx.doi.org/10.1016/0009-2614\(95\)01127-4](http://dx.doi.org/10.1016/0009-2614(95)01127-4).
- [70] White, Christopher A. and Head-Gordon, Martin. A J Matrix Engine for Density Functional Theory Calculations. *J. Chem. Phys.*, 104(7):2620–2629, 1996. doi: <http://dx.doi.org/10.1063/1.470986>.
- [71] Yihan Shao and Martin Head-Gordon. An Improved J Matrix Engine for Density Functional Theory Calculations. *Chem. Phys. Lett.*, 323(5–6):425 – 433, 2000. doi: [http://dx.doi.org/10.1016/S0009-2614\(00\)00524-8](http://dx.doi.org/10.1016/S0009-2614(00)00524-8).
- [72] Ochsenfeld, Christian and White, Christopher A. and Head-Gordon, Martin. Linear and Sublinear Scaling Formation of Hartree–Fock-Type Exchange Matrices. *J. Chem. Phys.*, 109(5):1663–1669, 1998. doi: <http://dx.doi.org/10.1063/1.476741>.
- [73] Helmut Harbrecht and Maharavo Randrianarivony. Wavelet BEM on Molecular Surfaces: Parametrization and Implementation. *Computing*, 86:1–22, 2009. ISSN 0010-485X. doi: 10.1007/s00607-009-0050-y.



- [74] A. Klamt and G. Schüürmann. COSMO: A New Approach to Dielectric Screening in Solvents with Explicit Expressions for the Screening Energy and its Gradient. *J. Chem. Soc., Perkin Trans. 2*, pages 799–805, 1993. doi: 10.1039/P29930000799.