

Catalysis Science & Technology

Accepted Manuscript



This is an *Accepted Manuscript*, which has been through the Royal Society of Chemistry peer review process and has been accepted for publication.

Accepted Manuscripts are published online shortly after acceptance, before technical editing, formatting and proof reading. Using this free service, authors can make their results available to the community, in citable form, before we publish the edited article. We will replace this *Accepted Manuscript* with the edited and formatted *Advance Article* as soon as it is available.

You can find more information about *Accepted Manuscripts* in the [Information for Authors](#).

Please note that technical editing may introduce minor changes to the text and/or graphics, which may alter content. The journal's standard [Terms & Conditions](#) and the [Ethical guidelines](#) still apply. In no event shall the Royal Society of Chemistry be held responsible for any errors or omissions in this *Accepted Manuscript* or any consequences arising from the use of any information it contains.



www.rsc.org/catalysis

Kinetic Regimes in the Tandem Reactions of H-BEA Catalyzed Formation of *p*-Xylene from Dimethylfuran

C. Luke Williams^{2,4,†}, Katherine P. Vinter^{1,4,†}, Chun-Chih Chang^{2,4}, Ruichang Xiong^{3,4}, Sara K. Green^{2,4}, Stanley I. Sandler^{3,4}, Dionisios G. Vlachos^{3,4}, Wei Fan^{2,4}, Paul J. Dauenhauer^{1,4*}

¹University of Minnesota, Department of Chemical Engineering and Materials Science, 421 Washington Ave. SE, Minneapolis, MN USA 55455

²University of Massachusetts Amherst, Department of Chemical Engineering, 686 North Pleasant Street, Amherst, MA USA 01003

³University of Delaware, Department of Chemical and Biomolecular Engineering, 150 Academy Street, Colburn Laboratory, Newark, DE USA 19716

⁴Catalysis Center for Energy Innovation, a U.S. Department of Energy Frontier Research Center, www.efrc.udel.edu

*Corresponding Author: hauer@umn.edu

†Authors contributed equally.

Abstract: Reaction kinetics and pathways were characterized of *p*-xylene formation from 2,5-dimethylfuran (DMF) and ethylene via cascade reactions of Diels-Alder cycloaddition and subsequent dehydration over H-BEA zeolite (Si/Al=12.5). Two distinct kinetic regimes were discovered corresponding to the rate limiting reaction, namely Diels-Alder cycloaddition and cycloadduct dehydration, as the concentration of Brønsted acid sites decreases. At catalyst loadings with effective acid site concentrations exceeding a critical value (~2.0 mM), the rate of formation of Diels-Alder products becomes constant. At these conditions, the measured activation energy of 17.7±1.4 kcal/mol and reaction orders correspond to the [4+2] Diels-Alder cycloaddition reaction of DMF and ethylene. Conversely, at catalyst loadings below the critical value, the formation rate of *p*-xylene becomes first order in catalyst loading, and the measured activation energy of 11.3±3.5 kcal/mol is consistent with dehydration of the Diels-Alder cycloadduct to *p*-xylene. Experimental comparison between H-BEA and H-Y zeolite catalysts at identical conditions indicates that micropore structure controls side reactions such as furan dimerization and hydrolysis; the latter is supported via molecular simulation revealing substantially higher loading of DMF within H-Y than H-BEA zeolites at reaction conditions.

1.0 Introduction. Production of renewable chemicals is currently of international interest due to increasing consumer demand for sustainable products combined with the need for national energy independence^[1,2]. Global energy demand for the chemical industry is 15 EJ per year, comprising 30% of total industrial energy demand worldwide^[3]. Only five major products dominate chemical production in terms of volume and energy consumption: benzene/toluene/xylenes (BTX), methanol, ethylene, ammonia, and propylene^[3]. The North American shale gas revolution can significantly contribute to four of these products, with high production of low molecular weight chemicals (e.g. C2 and C3 compounds)^[4,5]. However, production of larger molecules in the BTX family will not likely be replaced with shale gas derivatives and increased capacity will rely on the larger chemicals, such as C6 sugars, obtained from biomass^[6,7].

One important BTX chemical requiring a low-cost, thermochemical process for renewable production is *p*-xylene^[8]. *p*-Xylene is currently oxidized to terephthalic acid (PTA), the building block for polyethylene terephthalate (PET), which is used to manufacture plastic bottles, clothing, automobiles, and food packaging. Production of *p*-xylene or PTA directly from biomass has the benefit that it can be directly integrated into the existing chemical and product infrastructure^[9,25]. As such, there exist numerous ongoing research programs to produce renewable PET and its monomer precursors^[10,11,12].

Diels-Alder reactions of biomass-derived furans have recently demonstrated potential for producing renewable six-carbon aromatic chemicals including *p*-xylene and PTA. In the first step, a furan diene, 5-hydroxymethylfurfural (HMF), is produced by isomerization of glucose to fructose, performed using either base catalysts^[13,14] or heterogeneous Lewis acid catalysts, such as Sn-BEA^[15]. Subsequent dehydration of fructose produces HMF, with yields as high as 70%^[16,17,18]; HMF is currently manufactured at a scale of 20 tons per year^[19]. It has recently been proposed that oxidized variants of HMF can undergo Diels-Alder (DA) addition of ethylene, producing six-carbon ring aromatic chemicals with 1,4-substitution. For example, oxidation of HMF to 2,5-furandicarboxylic acid (FDCA) and subsequent DA addition of ethylene can produce PTA; however, this reaction has resulted in negligible yields of PTA^[20,21,22]. The DA reaction of ethylene with other oxidized variants has been reported but with only limited yield of six-carbon aromatic ring products^[20].

A more selective route to *p*-xylene and PTA first reduces HMF to 2,5-dimethylfuran (DMF)^[23,24]. As shown in Figure 1, the reaction of DMF and ethylene (itself produced from ethanol dehydration^[25,26,27]) undergoes the cascade reactions of Diels-Alder cycloaddition to 1,4-dimethyl-7-oxabicyclo[2.2.1]hept-2-ene (oxa-norbornene), followed by dehydration to *p*-xylene in a single reactor^[28]. *p*-Xylene can then be integrated within the existing chemical process where it is oxidized to PTA.

Conversion of DMF and ethylene to *p*-xylene has been demonstrated using H-Y and H-BEA zeolites at yields of 75 and 90%, respectively, in the presence of n-heptane solvent^[26,29]. In competition

with the pathway to *p*-xylene are three side reactions: (a) hydrolysis of dimethylfuran, (b) multiple additions of ethylene to form alkylated aromatic chemicals, and (c) dimerization of the furan feedstock and/or aromatic products^[30,31]. Density functional theory (DFT) studies have highlighted the benefit of strong acids for promoting the main pathway and facilitating a high yield to *p*-xylene^[30]. Dehydration of the DA cycloadduct of DMF/C₂H₄ occurs in three steps, the first of which is prohibitive ($E_a \sim 60$ kcal/mol) at moderate reaction conditions ($T < 300$ °C)^[26]. Strong Brønsted acids have been predicted to dramatically lower the cycloadduct dehydration barrier ($E_a \sim 10$ -20 kcal/mol), providing a low-energy pathway to *p*-xylene^[30]. However, strong Brønsted acids have been predicted to have negligible impact on the rate of Diels-Alder cycloaddition of DMF and ethylene, while Lewis acids, such as lithium, can potentially lower the dimethylfuran DA energy barrier reaction from the value of ~ 25 kcal/mol to as low as ~ 15 kcal/mol when binding with ethylene^[30].

The reaction of DMF and ethylene on aluminum-substituted Faujasite (H-Y) exhibits complex cascade kinetics of DA addition and dehydration. Initial studies of the DMF-ethylene reaction indicated wide variation in reaction rate dependence on acid concentration, such as zero order rate dependence on H-Y catalyst^[26], while Dumesic and co-workers reported first-order dependence on the concentration of sites with tungstated zirconia^[27]. Using strong acid sites in Faujasite, it was recently shown that both interpretations of dependence on catalyst concentration are possible, as the reaction can shift between overall rate limitation in either the Diels-Alder cycloaddition reaction or subsequent multi-step dehydration.

In this work, we evaluate the kinetics of the reaction of dimethylfuran and ethylene with H-BEA zeolite and demonstrate a reaction pathway of tandem homogeneous Diels-Alder cycloaddition followed by Brønsted acid catalyzed dehydration to *p*-xylene, consistent with the overall mechanism occurring in H-Y zeolite. Improved catalytic selectivity to *p*-xylene with H-BEA was evaluated by comparison with H-Y at identical experimental conditions and the results were interpreted via Grand Canonical Monte Carlo simulations, which revealed the distribution of reactants, intermediates and products within the different zeolite frameworks at reaction conditions.

2.0 Research Methods. Experiments consisted of reactions within a stirred-tank reactor with liquid sampling and ex situ characterization by gas chromatography-mass spectrometry. In addition, Grand Canonical Monte Carlo simulations were performed to evaluate the loading of organic species at reaction conditions over a range of dimethylfuran conversions.

2.1 Batch Reactions. Reactions were performed in Parr 4560 series reactors equipped with 4848 controllers and gas entrainment impellers. Chemicals were used without further purification and

consisted of 2,5-dimethylfuran (Alfa Aesar 98+%), n-heptane (Alfa Aesar 99+%), ethylene gas (Airgas UHP), and n-tridecane (Sigma-Aldrich 98+%) as an internal standard.

Ammonium-form BEA catalyst with a $\text{SiO}_2/\text{Al}_2\text{O}_3$ ratio of 25 (Zeolyst CP814E) was calcined in flowing air at 550 °C for 12 hours to obtain an H-BEA zeolite with an acid site density of 0.64 mmol/g as measured by isopropylamine temperature programmed desorption. H-Y zeolite catalyst (Zeolyst CBV600) with $\text{SiO}_2/\text{Al}_2\text{O}_3$ ratio of 5.2 exhibited acid site density of 0.36 mmol/g. Catalyst was stored in a desiccator and dried in a furnace at 200 °C prior to use in all reactions to minimize adsorbed water. For a typical reaction the Parr vessel was charged with DMF, heptane, tridecane, and catalyst prior to purging the reaction vessel with nitrogen. The reactor was then heated and the reaction was initiated by adding 13.6 atm (200 psi) of ethylene gas once the desired temperature was reached. Reaction pressures were held constant throughout the experiment through repressurization of the reaction vessel with ethylene after sampling.

2.2 Kinetic Experiments. Reaction rates were measured at various conditions including catalyst loading, DMF concentration, and ethylene partial pressure to determine activation energies and reaction rate orders with respect to DMF and ethylene. Reactions investigating the rate of products (*p*-xylene, alkylated six-carbon ring aromatics, and dimers), shown in Figure 2, utilized 1.4 M DMF in n-heptane with 0.082 M n-tridecane as an internal standard and 13.6 atm (200 psi) ethylene at either 200 or 250 °C. In these experiments, the mass of catalyst charged to the reactor varied from 0.15 to 0.75 g in 100 ml of reaction solution to yield effective Brønsted acid site concentrations between 0.96 mM and 4.8 mM. Experiments to determine activation energy (Figures 2B and 2C) were performed at both low (0.7 mM) and high (3.2 mM) catalyst loading over a temperature range of 200 to 250 °C. Experiments determining reaction orders for DMF and ethylene (Figures 3 and 4) were conducted at low (1.3 mM) and high (3.2 mM) catalyst loadings with DMF concentrations from 0.46 M to 2.3 M and ethylene pressures from 6.8 to 34 atm, respectively.

2.3 Characterization of Reaction Products. Characterization of chemical components within the reaction mixture was performed with an Agilent 6890 gas chromatograph equipped with a G1513A autosampler, HP-Innowax column (to achieve separation of *o*, *m*, and *p*-xylene isomers), and a flame ionization detector. Samples were collected under reaction conditions at high temperature and pressure utilizing a double block sampling system, which allows for samples to be taken at high pressures and temperature without opening the reaction vessel directly to the atmosphere. Major species were identified by matching retention times with pure standards and/or comparison with a library of MS spectra. Reported data have a carbon balance closure greater than or equal to 90%.

2.4 Zeolite Models. Adsorption simulations were performed for two zeolites, H-BEA (Si/Al=15) and H-Y (Si/Al=2.6). Zeolite beta is an intergrowth of two closely related polymorphs

(polymorph A^[32] with a P4₁22 or P4₃22 space group and polymorph B^[33] with space group C2/c), both of which have a three-dimensional pore structure of 12-membered rings. Minor differences were found between the two polymorphs in simulating CO₂ and N₂ adsorption^[34]. Therefore, the model of H-BEA was constructed using the crystallographic atomic positions of all-silica polymorph A determined by Newsam *et al.*^[32]. The simulation cell containing a 2×2×1 unit cell structure of all-silica polymorph A^[32] was composed of 256 Si and 512 O atoms with cell lattice parameters of 25.322Å×25.322Å×26.406Å. After constructing the simulation cell composed of only silicon and oxygen atoms, 16 of the total of 256 Si atoms were randomly replaced with Al atoms to obtain a Si/Al ratio of 15. To make the entire H-BEA system neutral, 16 H atoms were added to the O atoms connected to the Al atoms to form hydroxyl groups, which leads to the chemical composition of the H-BEA simulation cell of Si₂₄₀Al₁₆O₅₁₂H₁₆. The H-Y (Si/Al=2.6) zeolite was modeled as in our previous work^[35] and similar to the H-BEA zeolite. It was constructed based on the neutron diffraction data of Czjzek *et al.*^[36] characterized using the Fd3m space group with a cubic lattice parameter of 24.7665 Å. The simulation cell contains one unit cell of the structure^[36] with the chemical composition of Si₁₃₉Al₅₃O₃₈₄H₅₃.

The active sites (Al atoms and protons) are distributed homogeneously in the H-BEA and H-Y zeolites, subject to the following constraints: application of the Lowenstein's rule^[37] (no Al-O-Al is allowed), no two hydroxyl groups can be linked to the same Si atom, and certain separation distance constraints between two protons and/or two Al atoms were applied depending on Si/Al ratios. For example, no proton can be closer than 4.0 Å to another in H-Y (Si/Al=2.6), and no Al atoms can be closer to each other than 7.0 Å and no protons can be closer than 5.0 Å in H-BEA (Si/Al=15). The final configuration of the protons without any high-energy regions were obtained by performing an energy minimization of the fixed (except for the protons) zeolite structures using the conjugate gradient method^[38]. The final simulation cells for the two zeolites are shown in Figure 5.

2.5 Simulation Methods. The reaction of 2,5-dimethylfuran (DMF) and ethylene was carried out in a constant pressure reactor with the continuous addition of ethylene^[26,29]. Calculations were designed to mimic the experimental system^[26,29]. The side products are not considered here because of their relatively small fractions. Adsorption isotherms were calculated using configurational-bias Grand Canonical Monte Carlo (CB-GCMC)^[39,40] simulations, which were carried out in the above-created simulation cells for the H-BEA (Si/Al=15) and H-Y (Si/Al=2.6) zeolites with periodic boundary conditions applied in all three dimensions. At equilibrium the chemical potential of each species in the zeolite is equal to that in the bulk phase. The chemical potential values required for the CB-GCMC simulations were calculated with the ASPEN Plus[®] commercial software package using the Soave-Redlich-Kwong-Kabadi-Danner (SRK-KD) equation of state (EOS), which is suitable for calculating the phase behavior of mixtures of hydrocarbons and water^[41]. The procedure to determine the bulk

phase equilibria and the force fields used for the adsorption simulations are as in our previous work^[35]. We used the TraPPE-zeo force fields^[42,43] that have been shown to be transferrable among various zeolites including a faujasite-type zeolite^[43] and a beta zeolite^[44]. Literature force fields were used for the sorbates: *p*-xylene^[45,46,47] and DMF^[45,48], ethylene^[49], water^[50] and n-heptane^[51]. All sorbate-sorbate and sorbate-zeolite interactions were described using 12-6 Lennard-Jones (LJ) plus Coulombic point-charge potentials. The Lorentz–Berthelot combining rules were used to calculate the cross-term interaction parameters. The intermolecular interactions were truncated at a fixed cutoff distance of 12.0 Å with the long-range tail correction applied. The electrostatic interactions were computed using the Ewald summation method^[52]. Further simulation and force field details can be found in our previous work^[35].

3.0 Results and discussion. Kinetics of *p*-xylene production from DMF and ethylene with H-BEA zeolite (Si/Al=12.5) catalyst have been investigated using semi-batch Parr pressure vessels and analyzed with gas chromatography. Experimental data reveal the existence of two kinetic reaction regimes that coincide with the rate in each regime controlled by a different reaction, either: (i) Diels-Alder cycloaddition or (ii) dehydration. Insight into both the cycloaddition-limited and dehydration-limited kinetic regimes has been obtained through the determination of activation energies and reaction orders of the DMF and ethylene in each regime. Enhanced catalytic performance of the H-BEA zeolite catalyst is further elucidated relative to H-Y zeolites using molecular simulation.

3.1 Characteristics of Reactor Transport. Ethylene gas-liquid mass transfer experiments were conducted to eliminate the potential for interphase mass transfer limitations. Experiments depicted in Figure S1A were performed by adding 60-100 mL of n-heptane to a reaction vessel and rapidly pressurizing to 54.4 atm (800 psi) with ethylene. Once pressurized, the gas dispersion impeller was turned on and operated at 1000 rpm; the system pressure was then monitored with 1/24th of a second precision. A least squares fit of the data provided a gas-liquid mass transfer coefficient of $k_L a = 0.066 \text{ sec}^{-1}$. The Damköhler number was calculated from $Da = k_{rxn}/k_L a$ resulting in values of the order 10^{-4} to 10^{-3} , providing quantitative support that no ethylene uptake limitation exists at any of the considered experimental conditions.

Additional experiments were conducted to measure the rate of reaction of DMF and ethylene as a function of particle size of H-BEA zeolite. As shown in Figure S1B, the overall reaction rate was determined at 1.38 M DMF in n-heptane, 250 °C, and 37.4 atm (550 psi) ethylene for four particle sizes of H-BEA: (i) 20 nm, (ii) 0.2 µm, (iii) 0.95 µm, and (iv) 4.5 µm. Synthesis of these particles is described in the Supplementary Information. The two smallest particles achieved the same overall reaction rate, indicating that intraparticle diffusion limitations were not rate determining at the considered reaction conditions. All kinetic experiments used to determine reaction rates, activation energies, and reaction orders utilized a commercial H-BEA containing mesopores; this commercial catalyst exhibited identical

reaction rate to the smallest synthesized zeolites indicating that no intraparticle diffusion limitations exist for the considered experimental conditions.

3.2 Reaction Kinetics. The reaction of DMF and ethylene via the cascade reactions of Diels-Alder cycloaddition and dehydration exhibits two distinct kinetic regimes for the production of *p*-xylene and total Diels-Alder products (*p*-xylene, alkylated C6-aromatic chemicals, and dimers containing C6-aromatic chemicals). As shown in Figure 2, the DA product rate as a function of total Brønsted acid sites per volume of reactor liquid exhibits first order behavior (linear). As the Brønsted acid concentration increases, the reaction rate eventually achieves a maximum rate. At 250 °C (solid black squares, left hand axis), the maximum rate of production of Diels-Alder compounds is about 13 mM/hr, while at 200 °C (open squares, right hand axis), the maximum reaction rate is 1.6 mM/hr. The transition between the two regimes occurs at a Brønsted acid site concentration between 2.0 and 2.5 mM, which corresponds to a catalyst loading of approximately 0.35 g H-BEA (Si/Al=12.5) in 100 mL of reaction solution. The same trend is also observed at 200 °C, even though the overall reaction rate is lower by nearly an order of magnitude.

Arrhenius plots were generated in each kinetic regime identified in Figure 2A to evaluate the rate-limiting chemistry. Figure 2B depicts an Arrhenius plot generated at the experimental conditions of Figure 2A with an acid site concentration of 1.3 mM and variation in the temperature between 200 and 250 °C. Linear least squares fit reveals an activation energy of $E_a = 11.7 \pm 3.5$ kcal/mol for the conditions exhibiting first order dependence on Brønsted acid concentration. Figure 2C depicts an Arrhenius plot generated at the experimental conditions of Figure 2A with an acid site concentration of 3.2 mM and variation in the temperature between 200 and 250 °C. Linear least squares fit indicates an activation energy to $E_a = 17.7 \pm 1.4$ kcal/mol for the conditions exhibiting zero order dependence on Brønsted acid site concentration (the plateau regime of Figure 2A).

The high activation energy kinetic regime was further characterized for its dependence on the DMF and ethylene reactant concentrations. Figure 3 depicts the reaction rate dependence for Diels-Alder products at a Brønsted acid site concentration of 3.2 mM and a temperature of 200 °C. As shown in Figure 3A, variation of the initial concentration of DMF from 0.44 to 2.56 mM indicates a reaction close to first order (1.13 ± 0.06). Similarly, Figure 3B shows reaction rate dependence for ethylene is close to first order (1.17 ± 0.12) at a DMF concentration of 1.38 M (18 wt%) in n-heptane with ethylene partial pressure varying from 6.8 to 34 atm. Ethylene concentration in Figure 3B was determined from the data provided by Zhuze et.al.^[53]. Selectivity to products in the high activation energy kinetic regime depends on the DMF and ethylene reactant concentrations as shown in Figure 3C. Increasing initial DMF concentration decreases selectivity to *p*-xylene from 85% to 45% and increases selectivity towards dimer products from 15% to 55%. Negligible change in selectivity to alkylated species was detected. In

contrast, as illustrated in Figure 3D, variation in initial ethylene pressure from 6.8 to 34 atm (100 to 500 psi) does not have a significant effect on selectivity to *p*-xylene or other products.

Reaction rate orders of DMF and ethylene with H-BEA (Si/Al=12.5) were also determined in the low activation energy kinetic regime at a Brønsted acid concentration of 1.3 mM and 200 °C, as shown in Figure 4A and 4B. Variation in DMF concentration with fixed ethylene concentration of 1.38 M (18 wt%), shown in Figure 4A, exhibited first order behavior (1.04 ± 0.05). Variation of the initial concentration of ethylene from 0.44 to 2.56 mM in the dehydration limited regime indicates a reaction rate close to first order (1.09 ± 0.08), as shown in Figure 4B.

The effect of variation in initial DMF concentration or ethylene pressure on selectivity to Diels-Alder products in the low activation energy kinetic regime is illustrated in Figure 4C. Increasing initial DMF concentration decreases selectivity to *p*-xylene from 80% to 55% and increases selectivity towards dimers and trimers from 18% to over 50%; no significant variation in alkylated products was observed. Variation in initial ethylene pressure from 6.8 to 34 atm (100 to 500 psi) shown in Figure 4D resulted in no significant difference in selectivity to any of the major products.

3.3 Simulation Results. Simulations using the H-BEA and H-Y unit cells shown in Figure 5 resulted in the adsorption isotherms for the reactants and products in the presence of the solvent n-heptane as a function of DMF conversion under the reaction conditions (250 °C and 56.1 atm) shown in Figure 6. Four different extents of the reaction were studied, equivalent to 0, 10, 50 and 95% conversion of DMF. The adsorption trends of the reactants and products are similar in both the H-BEA and H-Y zeolites. As DMF is consumed and *p*-xylene is produced, the amount of adsorbed DMF is reduced and that of *p*-xylene increases.

In our previous work^[Error! Bookmark not defined.], we have shown that the amount of water adsorbed in H-Y is significantly reduced in the presence of the solvent n-heptane. Since water causes DMF hydrolysis and the resulting 2,5-hexanedione can participate in side reactions, we have attributed the increased selectivity to *p*-xylene in heptane to this effective enhanced hydrophobicity of the zeolite. The amount of water adsorbed decreases further in H-BEA (Si/Al=15) to be about one-fifth that in H-Y (Si/Al=2.6) at 95% DMF conversion. The amount of DMF adsorbed in H-BEA also decreases from one-half to one-third compared to that in H-Y at all the DMF conversions studied. Since the heat of adsorption of DMF is higher in H-BEA than in H-Y, as shown in Table 1, the amount of DMF adsorbed is expected to be higher in H-BEA where the adsorption is dominated by the energetic interactions rather than the free pore volume. Therefore, we conclude that the decrease in the amount of DMF adsorbed is due to the less free pore volume in H-BEA than in H-Y. The decrease of DMF and water adsorption in H-BEA reduces the probability of the hydrolysis and dimerization side reactions. As a result, the selectivity to *p*-xylene is increased in H-BEA, providing rationale for the experimental observations^[2].

3.4 Comparison of Faujasite and Beta Zeolites. H-BEA and H-Y zeolites were also compared experimentally to evaluate the differences in selectivity to products at identical experimental conditions as depicted in Figure 7. Using a catalyst concentration at the transition between kinetic regimes ($[H^+] = 2.0$ mM), the concentration of DMF was varied between about 0.25-2.0 M while fixing the temperature (200 °C), and ethylene pressure (19.7 atm). For these conditions, the selectivity to products was measured at a conversion of DMF less than 10%. For H-Y zeolite in Figure 7A, it is clear that the maximum *p*-xylene yield occurs at lower concentrations of DMF. As the DMF initial concentration increases, the production of *p*-xylene reduces and the yield of dimers and trimers increases, while the production of alkylated species remains small (<5%). In comparison, utilization of H-BEA zeolite results in higher *p*-xylene production than in H-Y for all initial DMF concentrations as shown in Figure 7B. The improved performance is due to significantly reduced production of dimers and trimers.

3.5 Interpretation of kinetics and reaction pathways. Catalytic conversion of DMF and ethylene in H-BEA zeolites is consistent with a recently published mechanism to describe the same reaction in H-Y [Error! Bookmark not defined.]. In that work, a microkinetic model considered the following reactions: (a) uncatalyzed Diels-Alder reaction of DMF and ethylene to form oxanorbornene, (b) uncatalyzed dehydration of oxanorbornene to *p*-xylene and water, (c) Brønsted acid catalyzed Diels-Alder reaction of DMF and ethylene to oxanorbornene, (d) Brønsted acid catalyzed dehydration of oxanorbornene to *p*-xylene and water, (e) catalytic hydrolysis of DMF to 2,5-hexanedione, and (f) all associated adsorption and desorption steps of reactants, intermediates, and products. From insights obtained from sensitivity analysis of the complete mechanism, it was determined that the Diels-Alder reaction of DMF and ethylene proceeds uncatalyzed, while dehydration of the Diels-Alder cycloadduct is catalyzed by the Brønsted acid sites. The resulting simplified mechanism was subsequently described by a rate expression using the liquid-phase concentration of dimethylfuran [DMF], liquid concentration of ethylene [C_2H_4], acid site concentration [H^+], water concentration [H_2O]:

$$r_{pX} = \frac{k_2 K_1 K_4 [DMF] [C_2H_4] [H^+]}{K_6 (1 + K_3 [H_2O]) [DMF] + \left(\frac{k_2}{k_{-1}}\right) K_4 [H^+]} \quad (1)$$

where k_2 is the reaction rate coefficient of Diels-Alder cycloadduct dehydration, K_1 is the equilibrium constant for Diels-Alder cycloaddition reaction of DMF and ethylene, K_3 is the equilibrium constant for the hydrolysis reaction of DMF and water, K_4 is the adsorption constant of the Diels-Alder cycloadduct, K_6 is the adsorption constant of DMF, and k_{-1} is the reverse reaction rate coefficient for the Diels-Alder cycloaddition reaction of DMF and ethylene.

The simplified rate equation 1 developed for H-form Faujasite is consistent with the kinetics of the reaction of DMF and ethylene with H-BEA, as depicted in Figure 2A. At high Brønsted acid site concentration ($[H^+] > 2.0$ mM), the rate expression for formation of *p*-xylene (r_{pX}) reduces to

$r_{pX} \sim [\text{DMF}][\text{C}_2\text{H}_4]$. The reaction rate should be independent of acid site concentration with first order dependence on dimethylfuran and ethylene; this rate behavior is observed in the ‘plateau region’ of Figure 2A and the first-order kinetics shown in Figure 3A and 3B. Within this kinetic regime, the overall rate is limited by the rate of Diels-Alder cycloaddition of dimethylfuran and ethylene. In contrast, at low Brønsted acid site concentration ($[\text{H}^+] < 2.0 \text{ mM}$), the rate expression for the formation of *p*-xylene (r_{pX}) reduces to first order rate dependence on acid site concentration and ethylene, $r_{pX} \sim [\text{H}^+][\text{C}_2\text{H}_4]$, and variable order rate dependence on dimethylfuran (from zero to one). Consistent with this kinetic extreme, first order rate dependence on acid site concentration is observed in the low catalyst loading conditions of Figure 2A, and first order reaction rate dependence is observed for dimethylfuran and ethylene in Figure 4A and 4B. Due to the similar behavior of the H-BEA and H-Y catalysts with the DMF and ethylene reaction, it can be concluded that the reaction proceeds by the same pathway; DMF and ethylene react uncatalyzed to form oxanorbornene, which adsorbs on acid sites and dehydrates to water and *p*-xylene.

3.6 Interpretation of the Differences between H-BEA and H-Y. While the reaction kinetics of DMF and ethylene point the identical reaction pathway to *p*-xylene and water for both H-BEA and H-Y regarding the main reaction paths, the difference in selectivity to *p*-xylene and side products indicate the importance of pore properties and micropore framework. As previously shown, the maximum demonstrated selectivity to *p*-xylene at high conversion of DMF was 90% with H-BEA^[29] and only 75%^[26] with H-Y. By comparing the two catalysts at identical conditions in Figure 7, the difference in catalyst performance is clear; H-Y catalyst promotes significantly higher formation of dimer and trimer species of DMF than H-BEA catalyst. The origin of this difference is seen in the distribution of molecules predicted by simulation to exist within the micropores during reaction as shown in Figure 6. While the pores of MFI catalysts are too small to permit formation of oxanorbornene and eventually *p*-xylene, the simulated quantities of DMF and *p*-xylene inside H-Y reveals that the supercages are too large. DMF and *p*-xylene are present within the faujasite pores at nearly twice the amount as within H-BEA, allowing for increased formation of dimers and trimers. Moreover, H-Y contains more water and has a higher concentration of the ethylene reactant; higher ethylene concentration will promote alkylation, while water leads to ring opening of DMF to 2,5-hexanedione. The results of our simulations indicate that the zeolite exhibits a ‘Goldilocks effect,’ whereby the most desirable pore for promotion of *p*-xylene formation is H-BEA, which is small enough to exclude the large oxanorbornene intermediate, but not too large to allow for significant formation of dimeric and trimeric side products.

Despite small differences in product selectivity between the zeolite structures, it is worth speculating about the effect of the amount of DMF inside the zeolite on the overall reaction rate. In the dehydration limited regime (linear, $[\text{H}^+] < 2.0 \text{ mM}$ in Figure 2), the rate of *p*-xylene formation is determined by the concentration of cycloadduct inside the zeolite and its dehydration rate constant on the

Brønsted acid sites. The former is determined from the equilibrium of the Diels-Alder reaction between DMF and ethylene in solution, since the volume of the zeolite is small in comparison to that of the solution. The latter is similar in value within H-Y and H-BEA. As a result, the reduction in the amount of DMF inside the zeolite should not affect the reaction rate in a significant way, which is what is observed. Additionally, in the Diels-Alder regime (plateau, $[H^+] > 2.0$ mM), the rate-limiting Diels-Alder reaction occurs primarily in solution. The differences in micropore framework should have no apparent effect on the overall reaction rate, which is what is observed under identical experimental conditions. Consequently, our molecular simulations support the view that both the presence of heptane and the different frameworks mainly affect the side reactions, and thus on the yield, rather than on the main reaction of DMF to *p*-xylene.

5.0 Conclusions

Experiments reveal the existence of two kinetic reaction regimes dependent on the loading of H-BEA catalyst for the formation of *p*-xylene and water from 2,5-dimethylfuran (DMF) and ethylene. At low catalyst loading ($[H^+] < 2.0$ mM) the overall reaction is limited by the rate of dehydration of the Diels-Alder cycloadduct of DMF and ethylene. As catalyst loading increases past an acid site concentration in solution of 2.0 mM, the formation of *p*-xylene becomes limited by the rate of Diels-Alder cycloaddition of DMF and ethylene. It was also shown that lowering the initial concentration of DMF increases the selectivity towards *p*-xylene by decreasing the formation of dimer/trimer and alkylated products. Increasing the pressure of the reactant ethylene serves to increase the production rate of Diels-Alder compounds in both the cycloaddition and dehydration limited regimes without having a statistically significant effect on selectivity to products. Differences in experimentally-observed selectivity to products between BEA and FAU H-form zeolites was attributed to differences in the reactant DMF, product *p*-xylene and water concentrations within the pores as determined from molecular simulation. Based on this study, maximum reaction rates with optimal selectivity to *p*-xylene occurs at higher temperatures, lower DMF concentrations, higher ethylene pressures, and an effective Brønsted acid site concentration above 2.5 mM.

Associated Content

Supporting Information: Electronic supplementary information (ESI) available: Catalyst and reactor information. See DOI: 10.1039/xxx

Author Information

Corresponding Author

*Email: hauer@umn.edu

Acknowledgements

This material is supported as part of the Catalysis Center for Energy Innovation, an Energy Frontier Research Center funded by the U.S. Department of Energy, Office of Science, Office of Basic Energy Sciences under Award No. DE-SC0001004.

Table 1. Heats of adsorption (kcal/mol) in H-BEA (Si/Al=15) and H-Y (Si/Al=2.6) at zero coverage and 0 K from grand canonical Monte Carlo simulations.

Species	Heats of Adsorption at zero coverage (kcal/mol)	
	H-Y (Si/Al=2.6)	H-BEA (Si/Al = 15)
PX	14.3	19.7
Water	8.5	7.2
Ethylene	4	5.4
Heptane	10.3	15.6
DMF	12.9	17

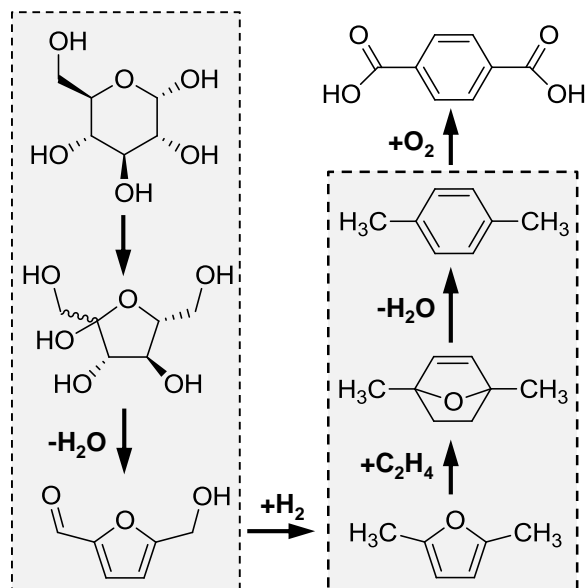


Figure 1. Catalytic Process Converting Biomass-Derived Glucose to Terephthalic Acid. One-pot conversion of glucose to 2,5-hydroxymethylfurfural (left grey box) occurs through fructose, and subsequent hydrogenolysis produces 2,5-dimethylfuran (bottom of the graph). Diels-Alder cycloaddition of dimethylfuran and subsequent dehydration to *p*-xylene are highlighted in the right grey box. A final reaction oxidizes *p*-xylene to terephthalic acid.

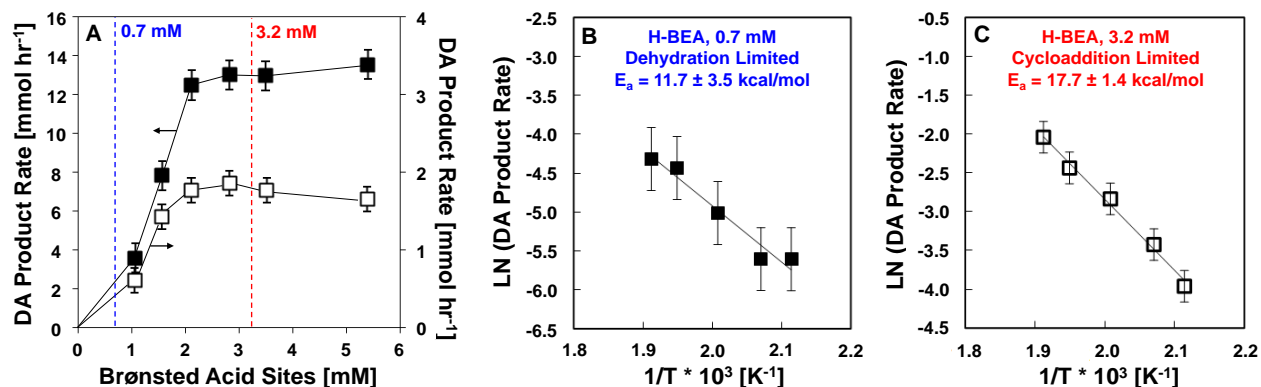


Figure 2. Rate of Formation of Diels-Alder (DA) Products. A. Low strong acid site concentrations correspond to first order rate of formation of Diels-Alder products, consistent with the rate of dehydration. High acid site concentrations result in constant rate of formation of Diels-Alder products, consistent with homogeneous (in solution) Diels-Alder cycloaddition reaction. Conditions: $P_{\text{Ethylene}}=13.6$ atm and 200 °C (□) or 250 °C (■). B. Rate of DA product formation at 0.7 mM vs. $1/T$. C. Rate of DA product formation at 3.2 mM vs. $1/T$.

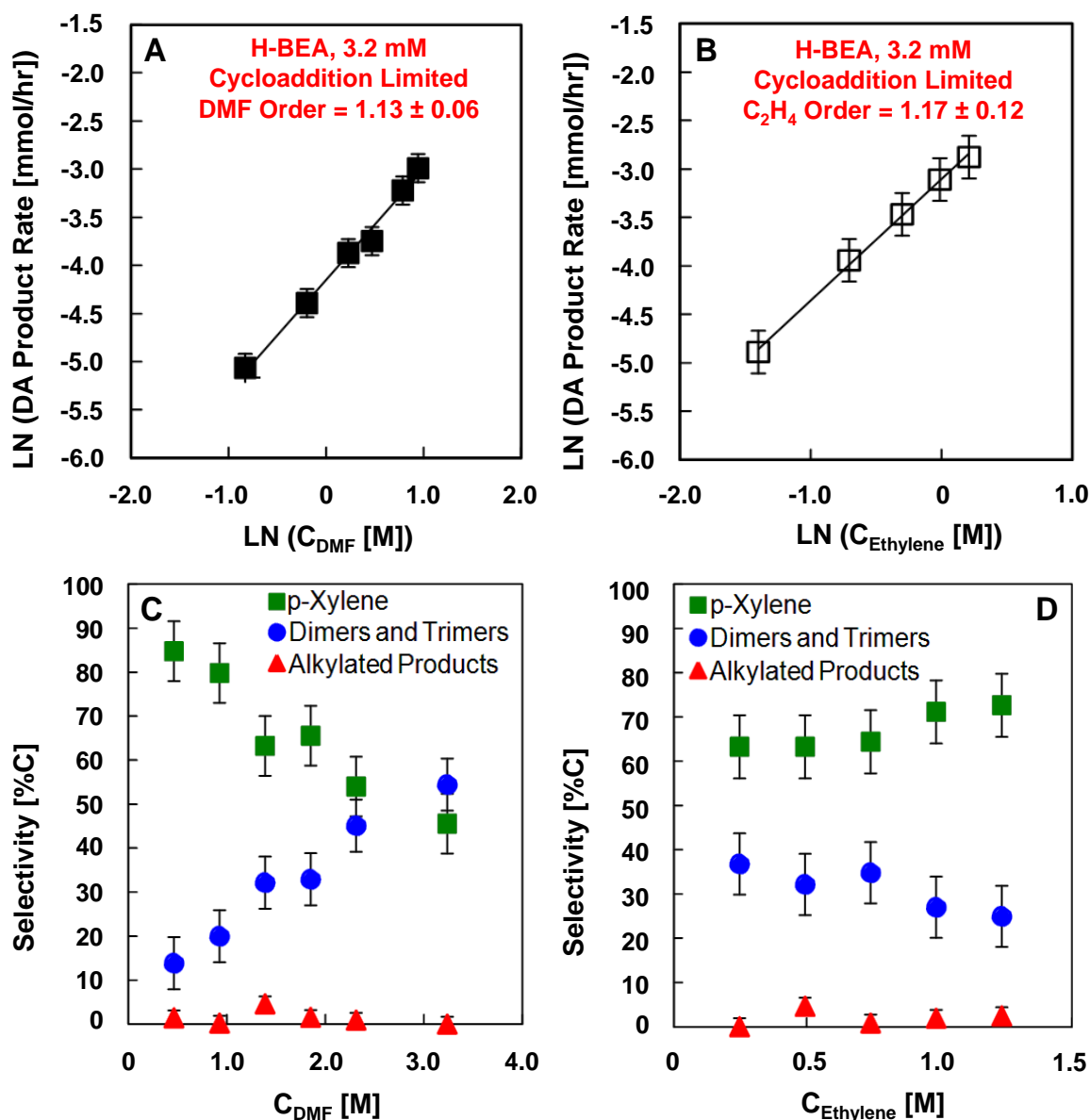


Figure 3. Reaction Rates, Orders and Selectivities in Cycloaddition-Limiting Conditions. Reaction rate orders of dimethylfuran (A) and ethylene (B) in the Diels-Alder cycloaddition limited regime, H-BEA (3.2 mM). Selectivity to products from dimethylfuran and ethylene with (C) variable dimethylfuran (DMF) concentration ($T=200$ °C, $P_{\text{Ethylene}}=13.6$ atm), and (D) variable ethylene concentration ($T=200$ °C, $C_{\text{DMF}}= 1.38$ M).

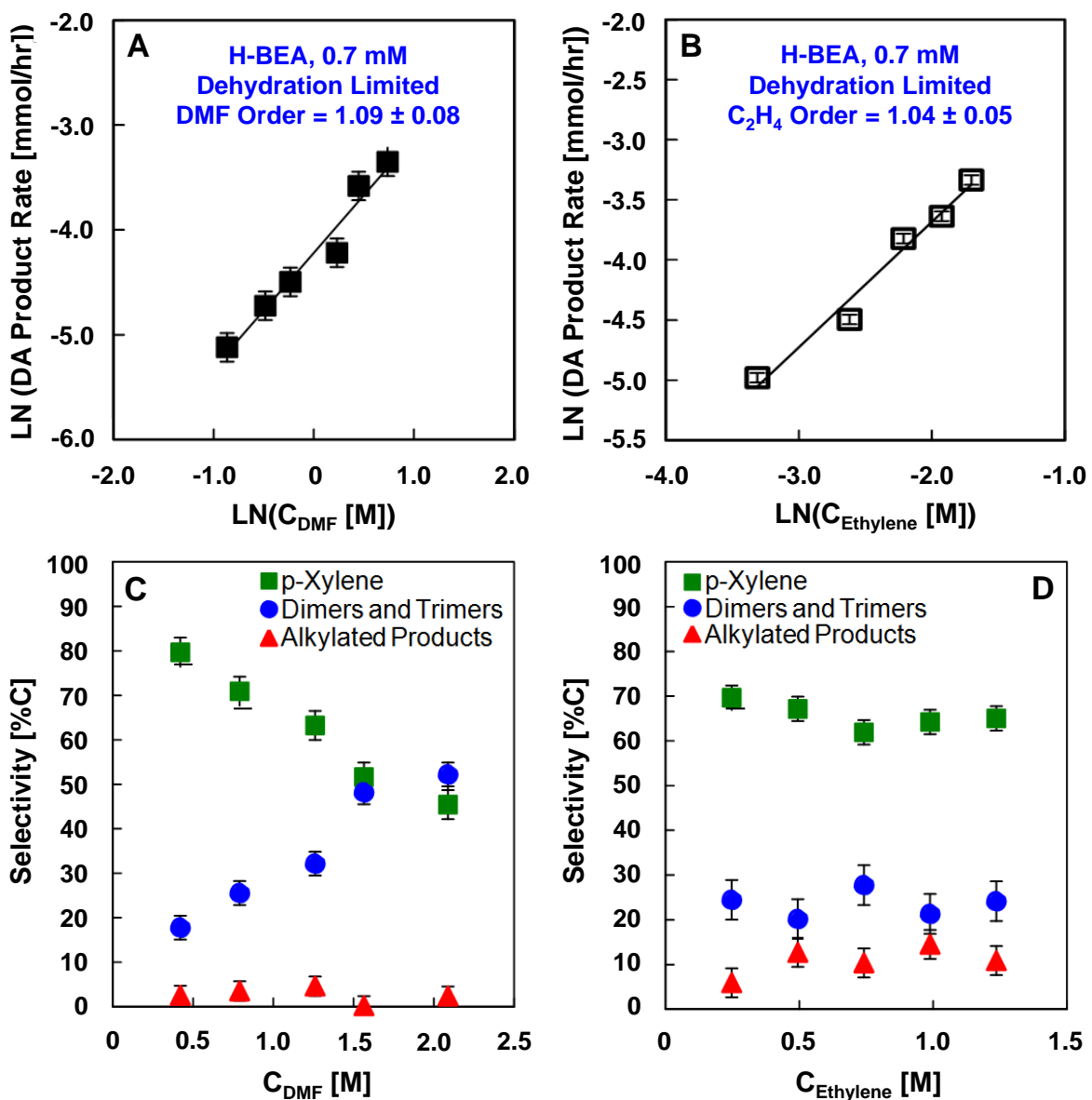


Figure 4. Reaction Rates, Orders and Selectivities in Dehydration-Limiting Conditions. Reaction rate orders of dimethylfuran (A) and ethylene (B) in the Diels-Alder cycloaddition limited regime, H-BEA (0.7 mM). Selectivity to products from dimethylfuran and ethylene with (C) variable dimethylfuran (DMF) concentration ($T=200\text{ }^\circ\text{C}$, $P_{\text{Ethylene}}=13.6\text{ atm}$), and (D) variable ethylene concentration ($T=200\text{ }^\circ\text{C}$, $C_{\text{DMF}}=1.38\text{ M}$).

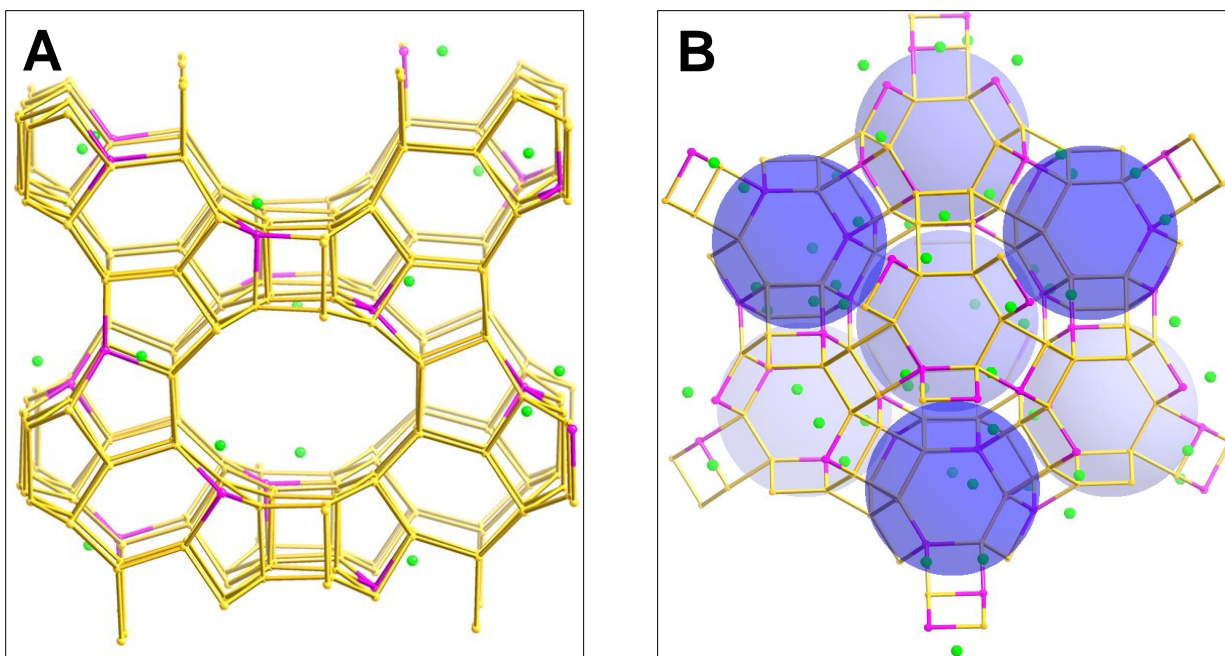


Figure 5. Site distributions in the simulation cell of (a) H-BEA (Si/Al=15) and (b) H-Y (Si/Al=2.6). The skeleton of the H-BEA zeolite model viewed from the [100] direction and that of the H-Y zeolite model viewed from the [111] direction. The blue and light grey spheres show where 12-membered ring supercages of H-Y are located, respectively, in front of or behind 6-membered ring sodalite cages of H-Y that are connected through hexagonal prisms. Legend: Si, gold; Al, magenta; H, green. Oxygen atoms are not shown.

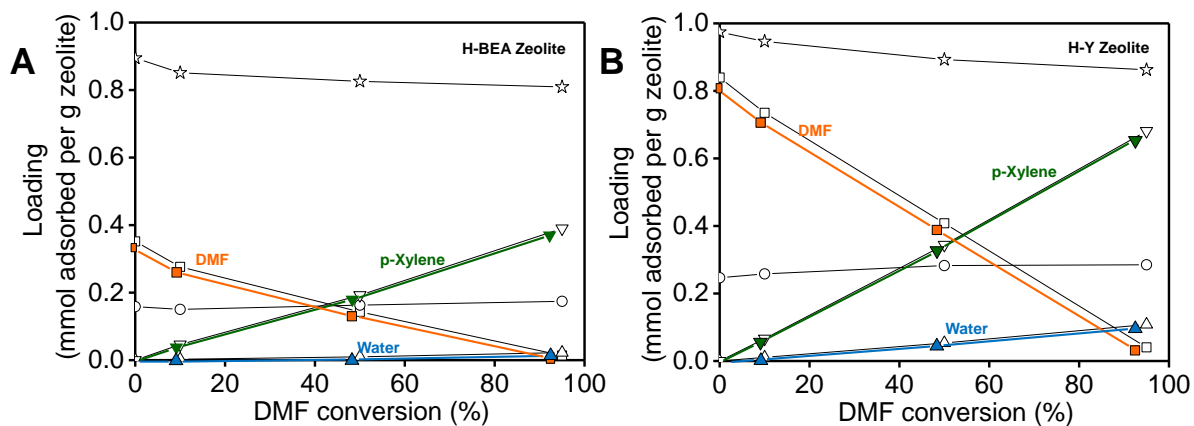


Figure 6. Simulated amounts of reactants and products adsorbed in (a) H-BEA (Si/Al=15) and (b) H-Y (Si/Al=2.6) as a function of dimethylfuran conversion at 250 °C in a constant pressure reactor. (■) Dimethylfuran, DMF. (○) Ethylene. (▲) Water. (▼) *p*-xylene. (*) *n*-heptane. Solid lines are a guide to the eye.

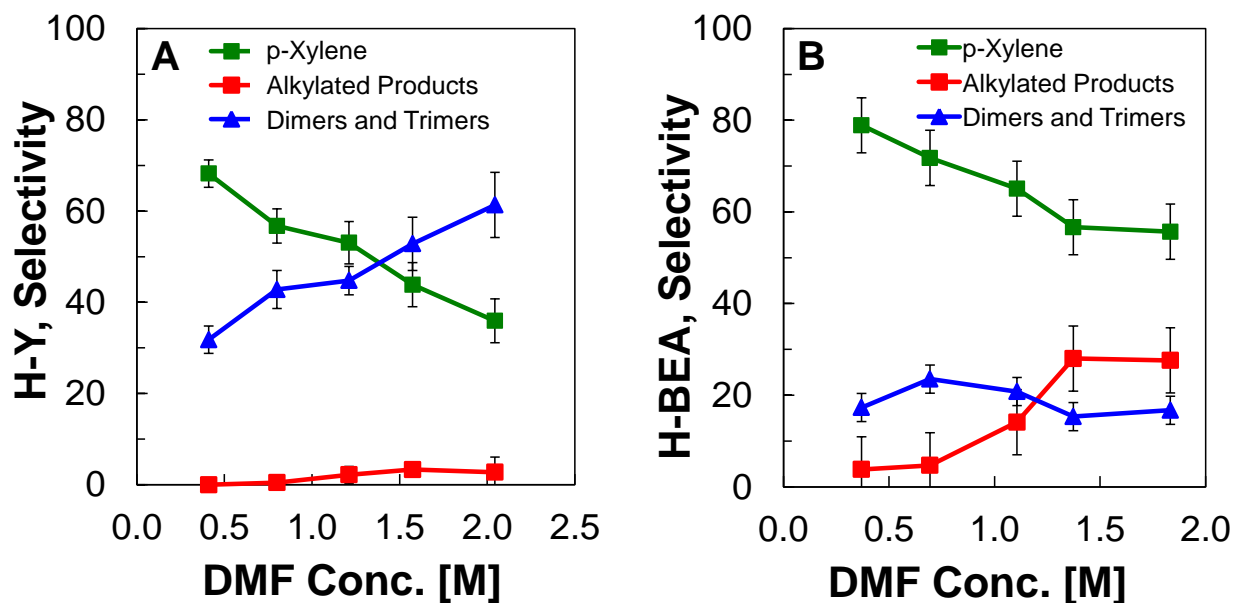
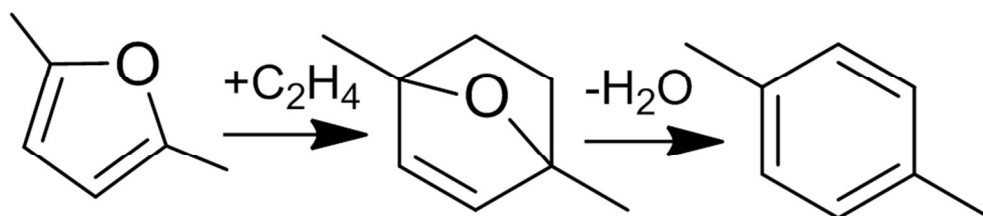


Figure 7. Comparison of Selectivity to Products of H-Y and H-BEA Zeolites. Conditions: $T = 200^{\circ}\text{C}$, $P_{\text{Ethylene}} = 19.7 \text{ atm}$, $X_{\text{DMF}} < 10\%$, variable DMF concentration in heptane solvent. Catalyst acid site concentration = 2.0 mM. (A) Faujasite, H-Y, Si/Al 2.6 (B) Beta, H-BEA, Si/Al=12.5.

References

- ¹ A. V. Bridgwater, *Chem. Eng. J.*, 2003, **91**, 87–102.
- ² A. J. Ragauskas, C. K. Williams, B. H. Davison, G. Britovsek, J. Cairney, C. A. Eckert, W. J. Frederick, J. P. Hallett, D. J. Leak, C. L. Liotta, J. R. Mielenz, R. Murphy, R. Templer, and T. Tschaplinski, *Science*, 2006, **311**, 484–489.
- ³ Int. Energy Agency, *Technology Roadmap Energy and GHG Reductions in the Chemical Industry via Catalytic Processes*, 2013, 1–60.
- ⁴ P. C. A. Bruijninx and B. M. Weckhuysen, *Angew. Chem. Int. Ed. Engl.*, 2013, **52**, 2–10.
- ⁵ P. J. Dauenhauer and G. W. Huber, *Green Chemistry*, 2014, **16**, 382–383.
- ⁶ T. P. Vispute, H. Zhang, A. Sanna, R. Xiao and G. W. Huber, *Science*, 2010, **330**, 1222–1227.
- ⁷ X. Tong, Y. Ma, Y. Li, *Appl. Catal. A Gen.*, 2010, **385**, 1–13.
- ⁸ E. Sawicki, *Industrial Biotechnology*, 2014, **10**, 69–72.
- ⁹ R. J. Sheehan, *Ullmann's Encyclopedia of Industrial Chemistry*, 2011, 17–28.
- ¹⁰ D. G. Vlachos, J. G. Chen, R. J. Gorte, G. W. Huber and M. Tsapatsis, *Catal. Letters*, 2010, **140**, 77–84.
- ¹¹ M. N. Masuno, P. B. Smith, D. A. Hucul, A. Dumitrascu, K. Brune, R. L. Smith, J. Bissell and M. Foster, US Pat, US20130245316, 2013.
- ¹² R. Coons, *Chemical Week*, 2012, **174**.
- ¹³ S. Lima, A. S. Dias, Z. Lin, P. Brandão, P. Ferreira, M. Pillinger, J. Rocha, V. Calvino-Casilda and A. A. Valente, *Appl. Catal. A Gen.*, 2008, **339**, 21–27.
- ¹⁴ M. Watanabe, Y. Aizawa, T. Iida, T. M. Aida, C. Levy, K. Sue and H. Inomata, *Carbohydr. Res.*, 2005, **340**, 1925–1930.
- ¹⁵ M. Moliner, Y. Román-Leshkov and M. E. Davis, *Proc. Natl. Acad. Sci. U. S. A.*, 2010, **107**, 6164–6168.
- ¹⁶ Y. Román-Leshkov, J. N. Chheda and J. A. Dumesic, *Science*, 2006, **312**, 1933–1937.
- ¹⁷ E. Nikolla, Y. Roman-Leshkov, M. Moliner and M. E. Davis, *ACS Catalysis*, 2011, **1**, 408–410.
- ¹⁸ A. I. Torres, M. Tsapatsis and P. Daoutidis, *Comput. Chem. Eng.*, 2012, **42**, 130–137.
- ¹⁹ M. M. Bomgardner, *Chemical & Engineering News*, 2014, **92**, 10–14.
- ²⁰ J. J. Pacheco and M. E. Davis, *PNAS*, 2014, **111**, 8363–8367.
- ²¹ W. H. Gong, US Pat, US8299278B2, 2012.
- ²² B. Wang, G. J. Gruter, M. A. Dam and R. M. Krieger, Int. Patent, WO2014/065647A1, 2014.
- ²³ Y. Román-Leshkov, C. J. Barrett, Z. Y. Liu and J. A. Dumesic, *Nature*, 2007, **447**, 982–985.
- ²⁴ J. Jae, W. Zheng, R. F. Lobo and D. G. Vlachos, *ChemSusChem*, 2013, **6**, 1158–1162.
- ²⁵ T. A. Brandvold, US Pat, US20100331568, 2010.
- ²⁶ C. L. Williams, C.-C. Chang, P. Do, N. Nikbin, S. Caratzoulas, D. G. Vlachos, R. F. Lobo, W. Fan and P. J. Dauenhauer, *ACS Catal.*, 2012, **2**, 935–939.
- ²⁷ D. Wang, C. M. Osmundsen, E. Taarning and J. A. Dumesic, *ChemCatChem*, 2013, **5**, 2044–2050.
- ²⁸ P. T. M. Do, J. R. McAtee, D. A. Watson and R. F. Lobo, *ACS Catalysis*, 2013, **3**, 41–46.
- ²⁹ C.-C. Chang, S. K. Green, C. L. Williams, P. J. Dauenhauer and W. Fan, *Green Chem.*, 2014, **16**, 585.
- ³⁰ N. Nikbin, P. T. Do, S. Caratzoulas, R. F. Lobo, P. J. Dauenhauer and D. G. Vlachos, *J. Catal.*, 2013, **297**, 35–43.
- ³¹ N. Nikbin, S. Caratzoulas and D. G. Vlachos, *ChemSusChem*, 2013, **6**, 2066–2068.
- ³² J. M. Newsam, M. M. J. Treacy, W. T. Koetsier and C. B. Degruyter, *Proceedings of the Royal Society of London Series a-Mathematical Physical and Engineering Sciences*, 1988, **420**, 375–405.
- ³³ A. Corma, M. Moliner, A. Cantin, M. J. Diaz-Cabanas, J. L. Lorda, D. L. Zhang, J. L. Sun, K. Jansson, S. Hovmoller and X. D. Zou, *Chem. Mater.*, 2008, **20**, 3218–3223.
- ³⁴ T. D. Pham, R. Xiong, S. I. Sandler and R. F. Lobo, *Microporous and Mesoporous Mater.*, 2014, **185**, 157–166.

-
- ³⁵ R. Xiong, S. I. Sandler, D. G. Vlachos and P. J. Dauenhauer, *Green Chem.*, 2014, **16**, 4086-4091.
- ³⁶ M. Czjzek, H. Jobic, A. N. Fitch and T. Vogt, *J. Phys. Chem.*, 1992, **96**, 1535-1540.
- ³⁷ W. Loewenstein, *Am. Mineral.*, 1954, **39**, 92-96.
- ³⁸ R. Fletcher and C. M. Reeves, *Comput. J.*, 1964, **7**, 149-154.
- ³⁹ B. Smit and J. I. Siepmann, *J. Phys. Chem.*, 1994, **98**, 8442-8452.
- ⁴⁰ D. Frenkel and B. Smit, *Understanding Molecular Simulation: From Algorithms to Applications*, 1996.
- ⁴¹ K. S. Pedersen, P. L. Christensen, S. J. Azeem, *Phase Behavior of Petroleum Reservoir Fluids*, 2006.
- ⁴² P. Bai, M. Tsapatsis and J. I. Siepmann, *J. Phys. Chem. C*, 2013, **117**, 24375-24387.
- ⁴³ P. Bai, P. Ghosh, J. C. Sung, D. Kohen, J. I. Siepmann and R. Q. Snurr, *Fluid Phase Equilib.*, 2014, **366**, 146-151.
- ⁴⁴ P. Bai, J. I. Siepmann and M. W. Deem, *AIChE J.*, 2013, **59**, 3523-3529.
- ⁴⁵ N. A. McDonald and W. L. Jorgensen, *J. Phys. Chem. B*, 1998, **102**, 8049-8059.
- ⁴⁶ W. L. Jorgensen, E. R. Laird, T. B. Nguyen and J. Tiradorives, *J. Comput. Chem.*, 1993, **14**, 206-215.
- ⁴⁷ V. Lachet, A. Boutin, B. Tavitian and A. H. Fuchs, *Faraday Discuss.*, 1997, **106**, 307-323.
- ⁴⁸ W. L. Jorgensen, J. M. Briggs and M. L. Contreras, *J. Phys. Chem.*, 1990, **94**, 1683-1686.
- ⁴⁹ S. L. Weitz and J. J. Potoff, *Fluid Phase Equilib.*, 2005, **234**, 144-150.
- ⁵⁰ W. L. Jorgensen, J. Chandrasekhar, J. D. Madura, R. W. Impey and M. L. Klein, *J. Chem. Phys.*, 1983, **79**, 926-935.
- ⁵¹ M. G. Martin and J. I. Siepmann, *J. Phys. Chem. B*, 1998, **102**, 2569-2577.
- ⁵² M. P. Allen and D. J. Tildesley, *Computer Simulation of Liquids*, 1987.
- ⁵³ T. P. Zhuzhe and A. S. Zhurba, *Bull. Acad. Sci. USSR Div. Chem. Sci. (Engl. Transl.)*, 1960, **9**, 335-337.



349x81mm (72 x 72 DPI)