

Energy & Environmental Science

Accepted Manuscript



This is an *Accepted Manuscript*, which has been through the Royal Society of Chemistry peer review process and has been accepted for publication.

Accepted Manuscripts are published online shortly after acceptance, before technical editing, formatting and proof reading. Using this free service, authors can make their results available to the community, in citable form, before we publish the edited article. We will replace this *Accepted Manuscript* with the edited and formatted *Advance Article* as soon as it is available.

You can find more information about *Accepted Manuscripts* in the [Information for Authors](#).

Please note that technical editing may introduce minor changes to the text and/or graphics, which may alter content. The journal's standard [Terms & Conditions](#) and the [Ethical guidelines](#) still apply. In no event shall the Royal Society of Chemistry be held responsible for any errors or omissions in this *Accepted Manuscript* or any consequences arising from the use of any information it contains.



Energy & Environmental Science

COMMUNICATION

A Schiff Base Modified Gold Catalyst for Green and Efficient H₂ Production from Formic Acid

Received 00th January 20xx,
Accepted 00th January 20xx

Qinggang Liu,^{a,b} Xiaofeng Yang,^a Yanqiang Huang,^{*a} Shutao Xu,^c Xiong Su,^a Xiaoli Pan,^a Jinming Xu,^a Aiqin Wang,^a Changhai Liang,^b Xinkui Wang^{*b} and Tao Zhang^{*a}

DOI: 10.1039/x0xx00000x

www.rsc.org/

Formic acid (FA) dehydrogenation is an atom-economic way for H₂ production, while diluted FA with extra additive was generally required in heterogeneous dehydrogenation of FA. Here, we report a novel Schiff base functionalized gold catalyst, which showed excellent catalytic performances for H₂ production in catalytic dehydrogenation of high-concentration FA without any additives. The record turnover frequency (TOF) was as high as 4368 h⁻¹ in 10 M FA solutions, and was up to 2882 h⁻¹ even in 99% FA at mild temperature of 50 °C. According to characterization results, a synergetic mechanism for C-H activation between protonated Schiff base and electronegative gold nanoparticles (NPs) on the interface was suggested to be responsible for its unusual catalytic activity toward H₂ production from FA.

Formic acid (FA), a natural biomass and also accessible via CO₂ reduction, has attracted tremendous attention as a safe and convenient hydrogen carrier in fuel cells designed for portable use.¹⁻³ However, efficient heterogeneous catalysis for H₂ production from FA dehydrogenation could only be achieved with the presence of additives, such as triethylamine (NEt₃) and formate, or at a low-concentration of FA (generally less than 1 M),^{4,5} which will not only decrease its hydrogen storage capacity, but also restrict its application in fuel cells due to the traces of amines volatilized.⁶ Meanwhile, the evolution of FA might also involve the scissor of one of its C-O bond to generate CO and water,⁷ which could lower the H₂ production and also lead to the poison of fuel cell catalysts.⁸ Therefore, it is highly desired to develop a green and efficient catalyst for H₂ production from FA.

Considering that the base additives contribute to increasing the formate intermediates for further dehydrogenation,⁹ a

Broader context

Formic acid (FA) is one of the most promising hydrogen carriers for energy storage. However, the evolution of H₂ production from FA dehydrogenation suffers from the limitations of low concentration of FA and the extra additive required, which drastically decrease its hydrogen storage capacity. In this work, we report a previously unappreciated Schiff base modified gold catalyst, which exhibits extraordinarily high activity in concentrated FA solutions without any additives. More importantly, it is the only one which can efficiently achieve H₂ production from pure FA erenow. In addition, a protonated Schiff base was proposed for the first time, in promoting the β-hydride elimination of FA. The unique catalytic feature of gold catalyst towards pure FA dehydrogenation promises a new understanding of gold chemistry. These findings are novel and can be used to guide the rational design of new catalysts for energy storage and evolution by FA.

possible way for catalyst design, therefore, was using organic-base groups as proton scavengers, such as amine, to functionalize solid materials to avoid the addition of liquid base. For example, Pd nanocatalysts was recognized as efficient catalysts for the dehydrogenation of aqueous FA only with formate additive.¹⁰⁻¹² Instead, by directly functionalizing amine- over supports to obtain an amine modified Pd catalyst, a comparable activity for FA dehydrogenation can be achieved.^{13,14} Different from amine, Schiff base (C=N) is not only a simple base, it also serves as an active group with extensive applications in various homogeneous processes,¹⁵ and metal-Schiff base complexes were reported to show catalytic activity in many reactions such as hydrogenation,¹⁶ Heck Reaction,¹⁷ or even the dehydrogenation of FA.¹⁸ Accordingly, functionalization of Schiff base over supported metal nanocatalysts would provide great opportunity for designing a promising catalyst in the dehydrogenation of FA, while it is a challenge in the heterogenization of Schiff base over support. On the other hand, gold was well-known as a selective catalyst because of its relatively weak activation toward chemical bonds,¹⁹ which was widely used as a promoter to enhance the CO tolerance in FA dehydrogenation,^{20,21} however, only a few of Au nanocatalysts

^a State Key Laboratory of Catalysis, Dalian Institute of Chemical Physics, Chinese Academy of Sciences, Dalian 116023, China. E-mail: yqhuang@dicp.ac.cn, taozhang@dicp.ac.cn.

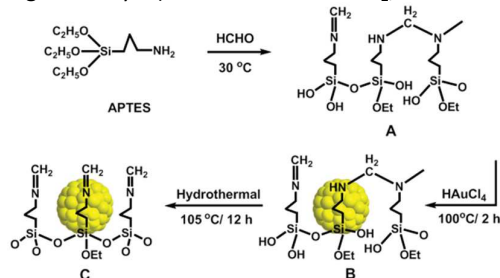
^b Laboratory of Advanced Materials and Catalytic Engineering, School of Chemistry, Dalian University of Technology, Dalian, China. E-mail: wangxinkui@dlut.edu.cn.

^c National Engineering Laboratory for Methanol to Olefins, Dalian National Laboratory for Clean Energy, Dalian Institute of Chemical Physics, Chinese Academy of Sciences, Dalian.

† Electronic Supplementary Information (ESI) available: Description on materials and methods, Table S1 and Fig. S1–S11. See DOI: 10.1039/x0xx00000x

for FA dehydrogenation were reported so far.^{9,22,23} In this report, we have successfully synthesized a new type of Schiff base modified gold nanocatalyst by one-pot aldimine condensation and *in situ* reduction of gold precursor. Such Schiff base modified gold catalyst was found to exhibit excellent catalytic performances in the dehydrogenation of high-concentration or even 99% FA, serving as a green and efficient catalyst for H₂ production from FA.

The heterogenization of Schiff base was achieved by one-pot aldimine condensation of (3-aminopropyl)-triethoxysilane (APTES) with formaldehyde. Briefly, a quantitative formaldehyde solution (37%) was added into the APTES aqueous solutions with stirring vigorously at 30 °C, after washing and drying, a precipitation was obtained as a metastable SiO₂ support (Scheme 1A). Next, gold NPs were deposited on the support by reduction of HAuCl₄ precursor with metastable aminal on the SiO₂ (Scheme 1B), followed by hydrothermal treatment to obtain the final Schiff base modified gold catalyst (named Au@Schiff-SiO₂, Scheme 1C).



Scheme 1. A synthetic scheme employed for preparing a Schiff base modified gold catalyst.

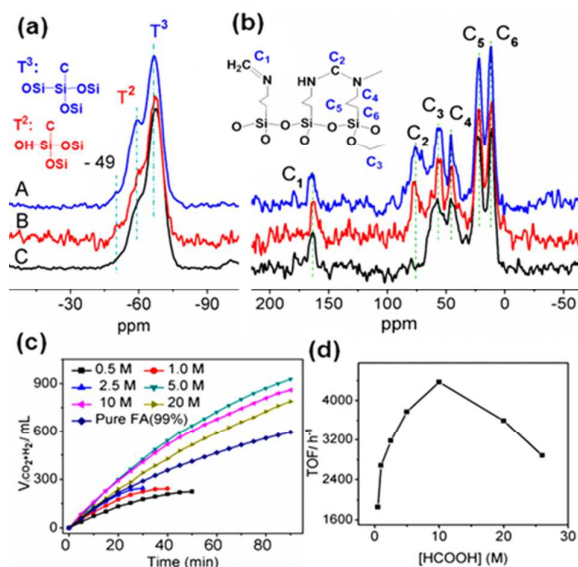


Fig. 1 (a) ²⁹Si CP-MAS NMR and (b) ¹³C CP-MAS NMR spectra of Samples A, B and C. (c) Decomposition of FA catalyzed by Au@Schiff-SiO₂ at different FA concentrations. Reaction conditions: 5.0 mmol FA or 3 ml reactant solutions (for concentration > 5 M), 30 mg catalyst, 50 °C. (d) Plot of initial TOF (h⁻¹) versus the FA concentration.

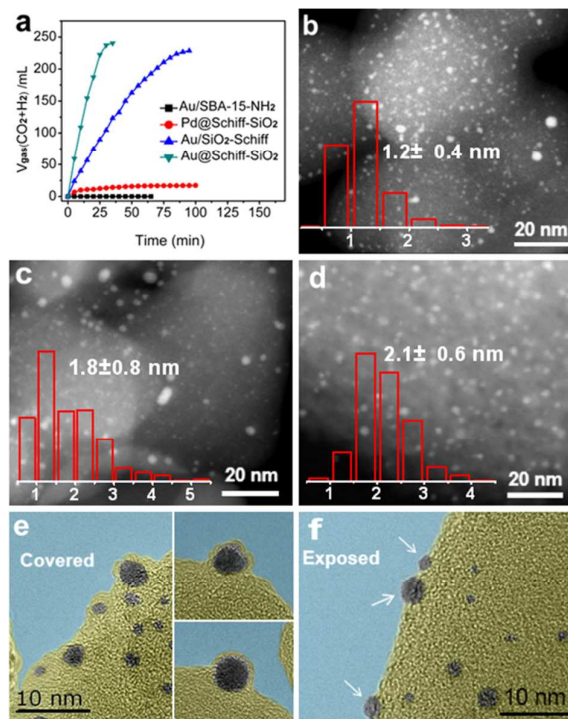


Fig. 2 (a) Decomposition of FA over different catalysts. Reaction conditions: 5.0 mmol (1.5 M) FA, 4.8 μmol metal, 50 °C. HAADF-STEM images of (b) Au@Schiff-SiO₂, (c) Au/SiO₂-Schiff and (d) Au/SBA-15-NH₂; HR-TEM images of (e) Au@Schiff-SiO₂ and (f) Au/SiO₂-Schiff (uncolored TEM images are present in Fig. S7, ESI[†]).

²⁹Si CP-MAS NMR and ¹³C CP-MAS NMR spectra were employed to monitor the evolution of Schiff base during preparation procedures. As shown in ²⁹Si CP-MAS NMR spectra (Fig. 1a), the Si environments of T² (-59 ppm), T³ (-67 ppm) and unhydrolyzed Si-O-C₂H₅ groups (-49 ppm) were distinguished according to NMR chemical shifts, suggesting the hydrolysis and condensation of APTES to SiO₂ solid material with reservation of some alkane-Si moieties. For ¹³C CP-MAS NMR spectra (Fig. 1b), samples A and B exhibited similar resonance peaks of carbon chemical shifts at δ = 164 and 76 ppm, which were attributed to -N=C (C₁) Schiff base and aminal N-C-N (C₂), respectively. While the metastable aminal (C₂) may be further hydrolyzed to -NHCH₂OH and finally be dehydrated to -N=C Schiff base (C₁) during the hydrothermal treatment, as indicated by the peak disappearance at 76 ppm and only the peak at 164 ppm was remained in Sample C. The formed Schiff base was also confirmed by using FT-IR spectroscopy in which a strong peak at 1659 cm⁻¹ assigned to the stretch vibration of C=N group of imine was observed (Fig. S1, ESI[†]).²⁴ Correspondingly, X-ray photoelectron spectrometry (XPS) results indicated that, the N species of N=C and N-C groups in the Au@Schiff-SiO₂ catalyst was quite different from that of amine (Fig. S2a, ESI[†]). Due to the strong electron donor capability of the Schiff base, the metallic gold with weak electronegativity was observed on the Au@Schiff-SiO₂ catalyst (83.5 eV, Fig. S2b, ESI[†]). By comparing the secondary electron

(SE) and backscattered electron (BSE) images (Fig. S3a and b, ESI[†]), gold NPs with a particle size of ~1.2 nm (Fig. 2b) were found to be half- or full- covered with the moieties of support, which was further confirmed by the HR-TEM images of Au@Schiff-SiO₂ catalyst (Fig. 2e). A statistical analysis of the Au NPs at the edge of SiO₂ showed that 37% of the Au NPs were coated, and the rest were inlaid in the support. Such coating layer might be composed of Schiff base due to the condensation of silicon hydroxyl groups during the hydrothermal treatment.

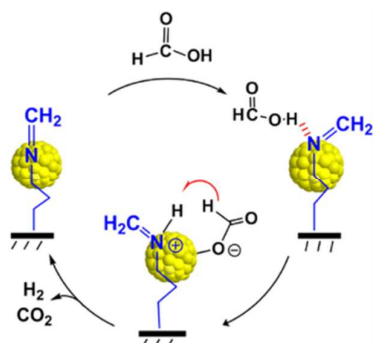
Subsequently, the catalytic activity of the Au@Schiff-SiO₂ catalyst was tested in a 1.5 M FA solutions without any additives. As shown in Fig. S4a (ESI[†]), the FA dehydrogenation rate greatly depends on the reaction temperature, and the TOF was up to 2968 h⁻¹ at mild temperature of 50 °C. In addition, the output gas were only H₂ and CO₂, no CO was detected (Fig. S5, ESI[†]), which serves as “green” gas for fuel cell application. The apparent activation energy (E_a) estimated from the Arrhenius plot was 71.6 ± 1.6 kJ/mol (Fig. S4b, ESI[†]), which is almost the same as that of the most active homogeneous catalysts.¹⁸ The volume of output gas (CO₂+H₂) versus time at different FA concentrations was shown in Fig. 1c, with the initial TOF shown in Fig. 1d. It was found that there was a volcano relationship between the gas generation rate and FA concentration, that is, the activity increases rapidly as FA concentration up to 10 M, then decreases with the further increasing of FA concentration owing to the decreased water content, which plays an indispensable role in the catalytic dehydrogenation of FA.²⁵ The initial TOF in a 10 M FA solutions was calculated to be as high as 4368 h⁻¹, which is higher than the reported Pd-based catalysts with additives (Table S3, ESI[†]). More importantly, even for 99% FA solutions, such gold catalyst also showed very high catalytic activity (TOF up to 2882 h⁻¹). To the best of our knowledge, there was no heterogeneous catalyst being reported for direct catalytic dehydrogenation of pure FA erenow. Despite the theoretical hydrogen content in pure FA is 593 L_{(H₂)/L_(FA) (at 273 K), it drops to 22.4 L_{(H₂)/L_(FA) in 1 M FA aqueous solutions, and even lower when an additive was present. Hence, the proposed gold catalyst holds great potential in practical application for its excellent catalytic performance on concentrated FA dehydrogenation.}}

Experimentally, we have also prepared Pd@Schiff-SiO₂ catalyst as that of Au@Schiff-SiO₂ catalyst (Size distribution see Fig. S6, ESI[†]), however, it exhibited a rather poor H₂ production and was quickly deactivated due to the CO generation over Pd NPs (Fig. 2a and Fig. S14). Meanwhile, by supporting gold NPs on a primary amine-functionalized SBA-15 (Fig. 2d), the decomposition of FA cannot occur (Fig. 2a), in agreement with the previous reports.^{5,20,22} It indicated that a synergetic mechanism for FA dehydrogenation between Au and Schiff base promotes its catalytic conversion of FA. Indeed, we have also deposited gold NPs (~1.8 nm) directly on a Schiff base functionalized SiO₂ (Fig. 2c), such Au/SiO₂-Schiff catalyst can also exhibit a desired activity for FA dehydrogenation but with a lower catalytic activity compared to the Au@Schiff-SiO₂ catalyst (Fig. 2a). High-resolution scanning electron microscopy

(HR-SEM, Fig. S3b and c, ESI[†]) and HR-TEM (Fig. 2f) showed that the gold NPs were mainly exposed on the surface of silica support for Au/SiO₂-Schiff. Considering the similar size distribution and electronic property of gold NPs of these two catalysts (Fig. S2b, ESI[†]), the increased interfacial area between the Schiff base and Au NPs by the formation of encapsulation structure in Au@Schiff-SiO₂ could account for its enhanced catalytic performance.²⁶

The influence of Au particle size on the dehydrogenation of FA was studied by altering the Au loading. HAADF-STEM was employed to identify the gold size distribution of the prepared samples (Fig. S8). The three samples with different particle sizes were tested in a 1.5 M FA solutions without any additives at 50 °C, and their catalytic performance and TOF values were shown in Fig. S9. This result clearly illustrated that the smaller gold nanoparticles exhibit better performance than the larger ones, which is consistent with the previous report.⁹

So far, it is the consensus that the FA dehydrogenation mechanism over heterogeneous catalysts involves the deprotonation of FA to form metal-formate species, followed by C–H bond cleavage to release H₂ and CO₂.^{13,14} Owing to the limitation of ionization equilibrium of FA, the dehydrogenation of FA can then occur only with the diluted FA, and be promoted by the base additives, such as NEt₃ and formate.⁹⁻¹² While since there is already plentiful Schiff base on our Au@Schiff-SiO₂ catalyst, which facilitates the O–H bond dissociation of FA to produce CH₂=NH⁺– and metal-formate species, as a result, the extra addition of other additives, such as NEt₃ or potassium formate (PF), will not work anymore (Fig. S10, ESI[†]). On the other hand, different from other catalysts,²⁷ such Au@Schiff-SiO₂ catalyst was not effective for H₂ production from PF aqueous even at 80 °C (Fig. S11, ESI[†]). While when protonic acid, or even weak boric acid was added (Note that the addition of boric acid cannot produce FA in PF solutions), the production of H₂ can be triggered with the consumption of protonic H⁺. It indicates that the protonated Schiff base CH₂=NH⁺ might be involved in the C–H bond cleavage from formate species adsorbed on gold NPs, which is quite different from amine functionalized nanocatalysts. In addition, the electron modification of Schiff base toward gold NPs will lead to the increase of electron density of gold active centers to facilitate the formation of metal-formate, which enhances the rate of the catalytic dehydrogenation of FA.^{5,28} As a result, a possible mechanism of FA dehydrogenation over our Schiff base functionalized gold nanocatalyst was proposed and schematically depicted in scheme 2. Due to the considerable quantity of Schiff base on the catalyst surface, electronegative nitrogen atoms could facilitate the O–H bond dissociation, leading to the formation of CH₂=NH⁺– species. Such protonated Schiff base promotes the β-hydride elimination in the gold-formate complex to produce CO₂ and H₂, which is the rate-determining step in whole reaction and is achieved by the cooperation of Au and Schiff base at the interface of catalyst.



Scheme 2. A possible reaction mechanism was proposed for the dehydrogenation of FA by Au@Schiff-SiO₂.

Finally, we have also tested the durability of Au@Schiff-SiO₂ catalyst in the 10 M FA solutions at 50 °C (Fig. S12, ESI[†]). This Au@Schiff-SiO₂ catalyst keeps its excellent initial activity and H₂ production after more than five runs, suggesting the well recycling use of our catalyst. This may be attributed to its encapsulating structure of Au NPs on the Schiff base modified SiO₂ support, which prevents the aggregation and leaching of gold NPs during the dehydrogenation reaction (Fig. S13, ESI[†]). Meanwhile, the Schiff base on the catalyst surface was sufficiently stable during the reaction as indicated by the unchanged FT-IR spectra of Au@Schiff-SiO₂ after reaction (Fig. S1b, ESI[†]).

Conclusions

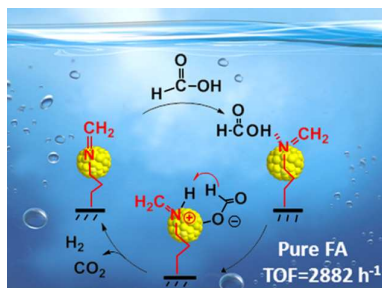
In summary, a Schiff base functionalized gold nanocatalyst was facilely synthesized and shown to have excellent activity for high-concentration FA dehydrogenation without any additives, which serves as a green and efficient catalyst for H₂ production in fuel cell application. The Schiff base for efficiently deprotonating of FA to metal-formate intermediates, and for promoting the cleavage of C-H with electronegative gold NPs was suggested to its unusual catalytic performance in FA dehydrogenation. What's more, the formed gold NPs with a encapsulating structure significantly increases the interfacial area between the Schiff base and gold NPs. These results can pave the way for rational design of new type of catalysts, as demonstrated here the Schiff base functionalized gold catalyst, for H₂ production via FA dehydrogenation.

Acknowledgements

This work was supported by the National Natural Science Foundation of China (21103173, 21203182, 21476226, 21176037 and 21473182), the Key Research Programme of the Chinese Academy of Sciences (Grant No. KGZD-EW-T05) and the Fundamental Research Funds for the Central Universities (DUT15LK29). We thank Prof. Masatake Haruta for fruitful discussion.

References

- H. L. Jiang, S. K. Singh, J. M. Yan, X. B. Zhang, Q. Xu, *ChemSusChem*, 2010, 3, 541-549.
- F. Jin, Y. Gao, Y. Jin, Y. Zhang, J. Cao, Z. Wei, Z. R.L. Smith Jr, *Energy Environ. Sci.*, 2011, 4, 881-884.
- M. Grasmann, G. Laurenczy, *Energy Environ. Sci.*, 2012, 5, 8171-8181.
- A. Bulut, M. Yurderi, Y. Karatas, M. Zahmakiran, H. Kivrak, M. Gulcan, M. Kaya, *Appl. Catal. B: Environ.*, 2015, 164, 324-333.
- M. Yurderi, A. Bulut, N. Caner, M. Celebi, M. Kaya, M. Zahmakiran, *Chem. Commun.*, 2015, 51, 11417-11420.
- B. Loges, A. Boddien, H. Junge, M. Beller, *Angew. Chem. Int. Ed.*, 2008, 120, 4026-4029.
- S. Enthaler, J. von Langermann, T. Schmidt, *Energy Environ. Sci.*, 2010, 3, 1207-1217.
- K. V. Kordesch, G. R. Simader, *Chem. Rev.*, 1995, 95, 191-207.
- Q. Y. Bi, X. L. Du, Y. M. Liu, Y. Cao, H. Y. He, K. N. Fan, *J. Am. Chem. Soc.*, 2012, 134, 8926-8933.
- Q. L. Zhu, N. Tsumori, Q. Xu, *Chem. Sci.*, 2014, 5, 195-199.
- K. Jiang, K. Xu, S. H. Zou, W. B. Cai, *J. Am. Chem. Soc.*, 2014, 136, 4861-4864.
- Y. Chen, Q. L. Zhu, N. Tsumori, Q. Xu, *J. Am. Chem. Soc.*, 2015, 137, 106-109.
- M. Martis, K. Mori, K. Fujiwara, W.S. Ahn, H. Yamashita, *J. Phys. Chem. C*, 2013, 117, 22805-22810.
- K. Koh, J. E. Seo, J. H. Lee, A. Goswami, C. W. Yoon, T. Asefa, *J. Mater. Chem. A*, 2014, 2, 20444-20449.
- S. Kumar, D.N. Dhar, P.N. Saxena, *J. Sci. Ind. Res.*, 2009, 68, 181-187.
- C. González - Arellano, A. Corma, M. Iglesias, F. Sanchez, *Eur. J. Inorg. Chem.*, 2008, 7, 1107-1115.
- C. González - Arellano, A. Corma, A. M. Iglesias, F. Sanchez, *Adv. Synth. & Catal.*, 2004, 346, 1758-1764.
- Y. Himeda, *Green Chem.*, 2009, 11, 2018-2022.
- T. Ishida, M. Haruta, *Angew. Chem. Int. Ed.*, 2007, 46, 7154-7156.
- X. Gu, Z. H. Lu, H. L. Jiang, T. Akita, Q. Xu, *J. Am. Chem. Soc.*, 2011, 133, 11822-11825.
- Z. L. Wang, J. M. Yan, Y. Ping, H. L. Wang, W. T. Zheng, Q. Jiang, *Angew. Chem. Int. Ed.*, 2013, 52, 4406-4409.
- M. Yadav, T. Akita, N. Tsumori, Q. Xu, *J. Mater. Chem.*, 2012, 22, 12582-12586.
- M. Ojeda, E. Iglesia, *Angew. Chem. Int. Ed.*, 2009, 121, 4894-4897.
- A. H. El-Masry, H. H. Fahmy, S.H. Ali Abdelwahed, *Molecules*, 2000, 5, 1429-1438.
- S. Zhang, Ö. Metin, D. Su, S. Sun, *Angew. Chem. Int. Ed.*, 2013, 52, 3681-3684.
- C. M. Yang, M. Kalwei, F. Schüth, K. Chao, *J. Appl. Catal. A: General*, 2003, 254, 289-296.
- Q. Y. Bi, J. D. Lin, Y. M. Liu, X. L. Du, J. Q. Wang, H. Y. He, Y. Cao, *Angew. Chem. Int. Ed.*, 2014, 53, 13583-13587.
- J. S. Yoo, F. Abild-Pedersen, J. K. Nørskov, F. Studt, *ACS Catal.*, 2014, 4, 1226-1233.



A novel Schiff base modified gold nanocatalyst was designed for H₂ production from pure formic acid (FA) without any additives.