

Organic & Biomolecular Chemistry

Accepted Manuscript



This is an *Accepted Manuscript*, which has been through the Royal Society of Chemistry peer review process and has been accepted for publication.

Accepted Manuscripts are published online shortly after acceptance, before technical editing, formatting and proof reading. Using this free service, authors can make their results available to the community, in citable form, before we publish the edited article. We will replace this *Accepted Manuscript* with the edited and formatted *Advance Article* as soon as it is available.

You can find more information about *Accepted Manuscripts* in the [Information for Authors](#).

Please note that technical editing may introduce minor changes to the text and/or graphics, which may alter content. The journal's standard [Terms & Conditions](#) and the [Ethical guidelines](#) still apply. In no event shall the Royal Society of Chemistry be held responsible for any errors or omissions in this *Accepted Manuscript* or any consequences arising from the use of any information it contains.

Cite this: DOI: 10.1039/c0xx00000x

www.rsc.org/xxxxxx

ARTICLE TYPE

Chirality Extension of Oxazine Building Block En Route to Total Syntheses of (+)-Hyacinthacine A₂ and Sphingofungin B

Seok-Hwi Park,^{‡a} Xiangdan Jin,^{‡a} Jong-Cheol Kang,^a Changyoung Jung,^a Seong-Soo Kim,^a Sung-Soo Kim,^a Kee-Young Lee,^b and Won-Hun Ham^{*a}

⁵ Received (in XXX, XXX) Xth XXXXXXXXX 20XX, Accepted Xth XXXXXXXXX 20XX
DOI: 10.1039/b000000x

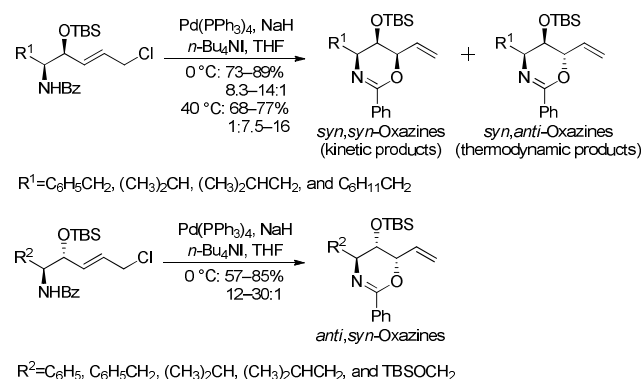
Concise and stereocontrolled syntheses of (+)-hyacinthacine A₂ and sphingofungin B were achieved via a diastereomerically enriched oxazine intermediate. The key strategies include palladium(0)-catalyzed intramolecular oxazine formation and diastereoselective nucleophilic addition to an aldehyde. (+)-

¹⁰ Hyacinthacine A₂ was synthesized in 13 steps and 10.2% overall yield and the synthesis of sphingofungin B proceeded in a linear sequence over 15 steps and 6.9% overall yield from (*R*)-methyl 2-benzamido-3-((*tert*-butyldimethylsilyl)oxy)propanoate.

Introduction

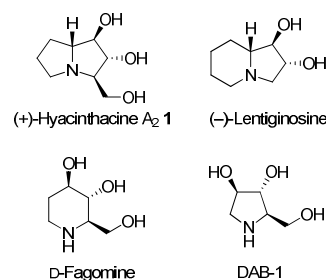
As part of an ongoing research program aimed at developing total
¹⁵ syntheses of biologically active compounds, we recently described a facile strategy towards the preparation of *syn,syn*-, *syn,anti*-,¹ and *anti,syn*-oxazines² via a stereoselective palladium(0)-catalyzed reaction (Scheme 1). The diastereoselectivity of *syn,syn*- and *syn,anti*- cyclizations can be
²⁰ critically dependent upon whether the reaction temperature results in kinetic or thermodynamic control of the products. Meanwhile, the diastereoselectivity of *anti,syn*-oxazine ring formation is predominantly controlled by the bulky OTBS group. Based on the oxazine library, piperidine alkaloid D-fagomine,^{2d}
²⁵ pyrrolidine alkaloid DAB-1,^{2d} indolizidine alkaloid (–)-lentiginosine,^{2b} phytosphingosines,^{1a,2c} and other natural products bearing three contiguous chiral centers were successfully synthesized.

Scheme 1. Oxazine library generated via stereoselective palladium(0)-
³⁰ catalyzed reaction.



Polyhydroxylated alkaloids (or aminopolyols) isolated from plants and microorganisms should be thoroughly investigated because they can act as glycosidase inhibitors by mimicking

³⁵ natural monosaccharide substrates, which may allow for the development of new antiviral, antidiabetic, and anticancer agents.³ More than two hundred of these naturally-occurring and water-soluble compounds have been isolated and classified structurally as piperidines, pyrrolidines, pyrrolizidines,
⁴⁰ indolizidines, and nortorpanes. (+)-Hyacinthacine A₂ (**1**) which is a representative pyrrolizidine alkaloid, was first isolated from *Muscari armeniacum* bulbs and is a good inhibitor of both amyloglucosidase and lactase (Figure 1).⁴



⁴⁵ Figure 1. The structures of several polyhydroxylated alkaloids.

The promising biological properties of it and existence of four contiguous stereogenic centers in its structure have prompted the development of numerous synthetic approaches.^{5,6} For example, in 2011, Fox *et al.* described the concise synthesis of (+)-
⁵⁰ hyacinthacine A₂, which relied on a novel transannular hydroamination of 5-aza-cyclooctene.^{5a} Zheng and Huang's approach for the synthesis of **1** was SmI₂-mediated radical coupling reaction of an activated amide from (*R,R*)-tartarimide.^{5b} Bonaccini *et al.* reported a stereocontrolled cyclic nitronc cycloaddition for the synthesis of **1**.^{5c} Another previous result by Goti and Merino started from a nitronc, which is readily prepared from D-arabinose.^{5c} Marco *et al.* demonstrated a stereoselective synthesis of **1** via a double cyclization with the one-pot formation of two C–N bonds.^{5f}

⁶⁰ Sphingofungins isolated from fungi are also of significant interest

owing to their biological activities as immunosuppressants and potential antifungal agents via the inhibition of serine palmitoyl-CoA transferase (SPT).⁷ In addition to sphingofungins, congeners such as myriocin, sulfamisterin, and mycestericins exhibit similar functions.⁷ Sphingofungin B (**2**), having a polar polyhydroxy amino acid head group and a long lipid chain containing an (*R*)-hydroxy group at C-14, was isolated from the fermentation broth of *Aspergillus fumigatus* and its structure was elucidated by Merck group in 1992 (Figure 2).⁸

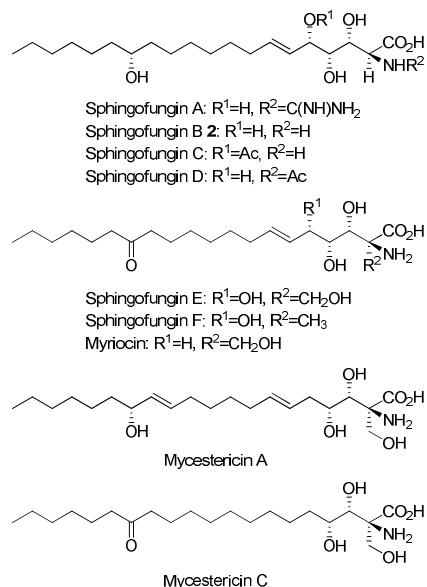


Figure 2. The structures of several sphingolipids.

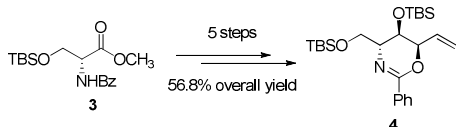
The promising biological activities and more than three contiguous chiral centers present in these compounds also have prompted the development of numerous synthetic approaches.^{9–15} For example, the first total synthesis of sphingofungin B was successfully achieved by Kobayashi *et al.* in 1996 making use of catalytic asymmetric aldol reactions.⁹ Meanwhile, the first total synthesis of sphingofungin D was reported by Mori *et al.* in 1994 using a polar building block derived from *N*-acetyl-D-mannoside.^{10a,c} Shortly thereafter, Chida *et al.* accomplished the synthesis of sphingofungin D starting from *myo*-inositol.^{10b} Herein we report the highly stereocontrolled total syntheses of (+)-Hyacinthacine A₂ and sphingofungin B via straightforward procedures that rely on a chiral *anti*,*syn*-oxazine building block.

Results and discussion

Chirality extension to chiral *anti*,*syn*-oxazine

The first step in the syntheses, the preparation of the known chiral 1,3-oxazine **4** beginning with (*R*)-methyl 2-benzamido-3-((*tert*-butyldimethylsilyloxy)propanoate **3**, proceeded in 56.8% yield after five steps (Scheme 2).^{2b,d}

Scheme 2. Synthesis of *anti*,*syn*-oxazine **4**.

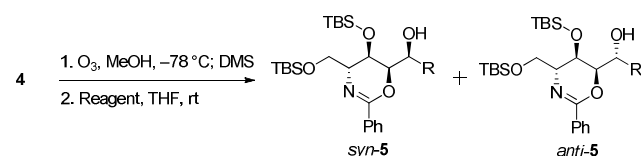


We envisioned that a stereocontrolled Grignard reaction or

Grignard-like nucleophilic addition¹⁶ to the oxazine-derived aldehyde could generate the desired fourth contiguous stereocenter. In most cases, the chelation-control product of a Grignard reaction is produced via the chelation of organomagnesium nucleophiles rather than bisligation of Lewis acids; this is why ethers, which are the universal solvents of Grignard reactions, coordinate to Lewis acids to form octahedral complexes.^{16e,17} Therefore, it is uncertain whether Lewis acid additives such as ZnCl₂,^{18,19} ZnBr₂,^{18–21} ZnI₂,^{22,23} MgBr₂·OEt₂,^{20,23,24} CdCl₂,¹⁸ and Ti(O*i*Pr)₄²⁰ act as bidentate ligands, although stereoselective addition should be possible via a chelated transition state.²⁵ Hence, ZnCl₂ was tested in the following reaction to optimize the diastereomeric enrichment.

The results for the introduction of Grignard reagents are shown in Table 1. Unfortunately, in the absence of additives, organomagnesiums cannot chelate. Meanwhile, Table 2 summarizes the results of reactions in which ZnCl₂ was added to the reaction mixture; in each case, 1.1 equivalents of the Lewis acid were added dropwise followed by the addition of 3.0 equivalents of each Grignard reagent. Surprisingly, reactions favored the *syn*-product, indicating the occurrence of α -chelation with the oxygen inside 1,3-oxazine moiety.

Table 1. Grignard reaction with the prepared aldehyde.

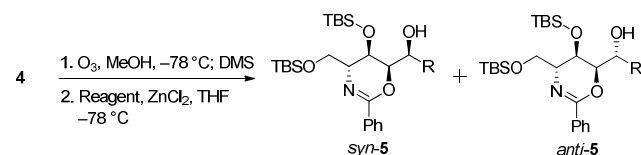


R=viny (5a), methyl (5b), ethyl (5c), allyl (5d), homoallyl (5e), and phenyl (5f)

Entry	Reagent	Time (h)	Product	Ratio ^a (<i>syn/anti</i>)	Yield ^b (%)
1	CH ₂ CHMgBr	0.5	5a	1.3:1	78
2	MeMgBr	0.5	5b	1:1.5	71
3	EtMgBr	0.5	5c	1.5:1	70
4	CH ₂ CHCH ₂ MgBr	0.5	5d	2.0:1	70
5	CH ₂ CH(CH ₂) ₂ MgBr	0.5	5e	1.5:1	70
6	PhMgBr	0.5	5f	4:1	70

^a Ratios were determined by ¹H NMR peak intensities. ^b Yields refer to isolated yields over the two steps.

Table 2. ZnCl₂-mediated Grignard reaction with the prepared aldehyde.



R=viny (5a), methyl (5b), ethyl (5c), allyl (5d), homoallyl (5e), and phenyl (5f)

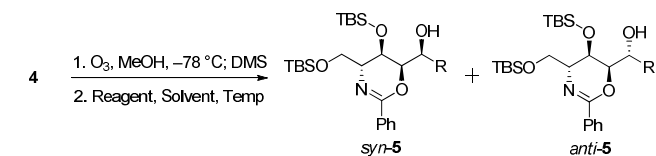
Entry	Reagent	Time (h)	Product	Ratio ^a (<i>syn/anti</i>)	Yield ^b (%)
1	CH ₂ CHMgBr	1	5a	10:1	62
2	MeMgBr	1	5b	2.2:1	59
3	EtMgBr	1	5c	14:1	60
4	CH ₂ CHCH ₂ MgBr	1	5d	>20:1	60
5	CH ₂ CH(CH ₂) ₂ MgBr	1	5e	>20:1	62
6	PhMgBr	1	5f	8:1	65

^a Ratios were determined by ¹H NMR peak intensities. ^b Yields refer to isolated yields over the two steps.

Further experiments for using other organometallic compounds were conducted (Table 3). Replacing magnesium with lithium, which is less prone to chelation, shifted the product composition

slightly to favor the Felkin–Anh variant (entry 1). Vinylation using vinylzinc chloride and divinylzinc, which were prepared *in situ* from zinc chloride and vinylmagnesium bromide,²⁶ generated the *syn*-alcohol exclusively (entries 2–4). Unfortunately, these conditions have limited applications; reactions using Me₂Zn, Et₂Zn, and other reagents proceeded sluggishly (entries 5–8), while that involving Ph₂Zn proceeded much more quickly (entry 9).

Table 3. Organometallic nucleophilic addition with the prepared aldehyde.

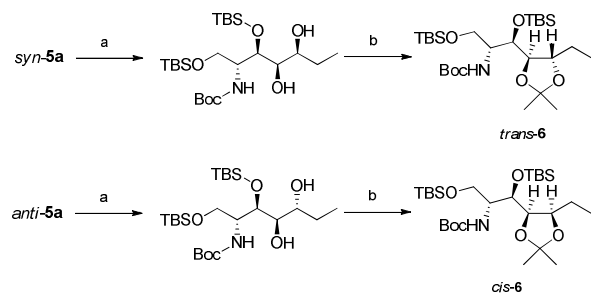
R=vinyl (**5a**) and phenyl (**5f**)

Entry	Reagent	Solvent	Temp	Time (h)	Product	Ratio ^a (<i>syn/anti</i>)	Yield ^b (%)
1	CH ₂ CHLi	Et ₂ O	-78 °C	1	5a	1:2.0	58
2	CH ₂ CHZnCl	THF	-78 °C to rt	3	5a	>20:1	75
3	(CH ₂ CH) ₂ Zn	THF	-78 °C to rt	3	5a	>20:1	85
4	(CH ₂ CH) ₂ Zn / ZnCl ₂	THF	-78 °C to rt	3	5a	>20:1	80
5	Me ₂ Zn	THF	-78 °C to rt	3	5b		trace
6	Et ₂ Zn	THF	-78 °C to rt	3	5c		trace
7	(CH ₂ CHCH ₂) ₂ Zn	THF	-78 °C to rt	3	5d		trace
8	(CH ₂ CH(CH ₂) ₂) ₂ Zn	THF	-78 °C to rt	3	5e		trace
9	Ph ₂ Zn	THF	-78 °C to rt	3	5f	>20:1	85

^a Ratios were determined by ¹H NMR peak intensities. ^b Yields refer to isolated yields over the two steps.

To determine the relative stereochemistry of *syn*-**5a**, diastereoisomer *anti*-**5a** was prepared (Table 1, entry 1). Oxazine rings of *syn*-**5a** and *anti*-**5a** were cleaved by hydrogenolysis. Two secondary alcohols gave corresponding acetals, respectively. Unfortunately, the coupling constants between H₄ and H₅ of *trans*-**6** and *cis*-**6** were not in good agreement with theoretical values [*J*_{4,5}(*trans*-**6**) = 8.0 Hz and *J*_{4,5}(*cis*-**6**) = 5.4 Hz]. Therefore, NOESY spectra of *trans*-**6** and *cis*-**6**, representing the correlations between H₄ or H₅ and acetal methyl protons, confirm the identification of the diastereoisomers (Scheme 3).

Scheme 3. Determination of the relative stereochemistry of *trans*-**6** and *cis*-**6**.



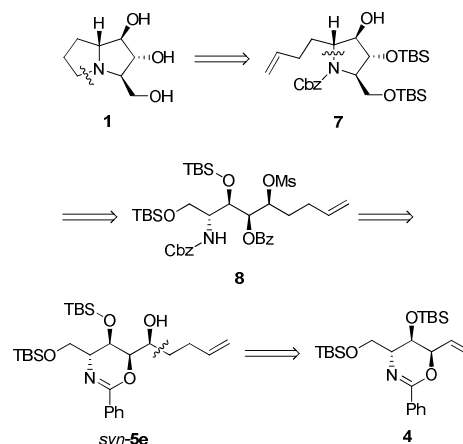
(a) Pd(OH)₂/C, H₂, Boc₂O, rt; (b) (CH₃)₂C(OCH₃)₂, rt, both 90% (for 2 steps)

Total synthesis of (+)-hyacinthacine A₂

Our retrosynthesis (Scheme 4) suggested that the bicyclic structure of **1** could be synthesized from tertiary amine **7**, which could in turn be prepared from secondary mesylate **8** via intramolecular S_N2 substitution. Conveniently, mesylate **8** could be obtained from the pentenyl alcohol *syn*-**5e**. The synthesis of *syn*-**5e** could be accomplished by nucleophilic addition to the

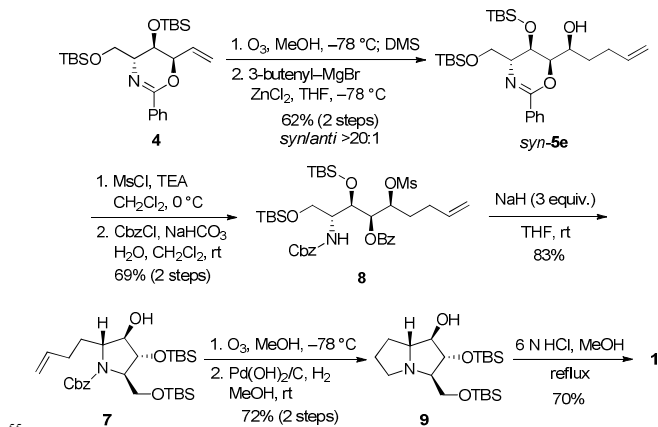
corresponding aldehyde, which could be derived from conversion of the exomethylene moiety of *anti*,*syn*-oxazine **4**.

Scheme 4. Retrosynthesis of **1**.



Pentenyl alcohol *syn*-**5e** was consecutively treated with MsCl and benzyl chloroformate under biphasic conditions to afford carbamate **8** in 69% yield over 2 steps. The room temperature exposure of **8** to sodium hydride led to the formation of tertiary amine **7** (mixture of rotamers) in 83% yield via intramolecular cyclization as well as *O*-benzoyl hydrolysis. Next, ozonolysis and hydrogenolysis of **7** gave protected **9** in 72% yield over 2 steps. Finally, removal of TBS-protecting groups by treatment of **9** with concentrated acid yielded the **1**-HCl salt, which was neutralized with ion-exchange resin to give **1** in 70% yield (Scheme 5). Our [α]_D +15.3 (*c* 0.1, H₂O) compared to the reported [α]_D +20.1 (*c* 0.44, H₂O),⁴ [α]_D +12 (*c* 0.40, H₂O),^{5a} [α]_D +10.6 (*c* 1.64, H₂O),^{5b} and [α]_D +10.5 (*c* 0.6, H₂O)⁵ⁱ confirms the identity of the absolute configuration. We could also confirm the relative stereochemistry of chromatographically separable *syn*-**5e** after comparing spectroscopic data of **1** with those of 7a-epimer, 7-deoxyalexine.²⁷

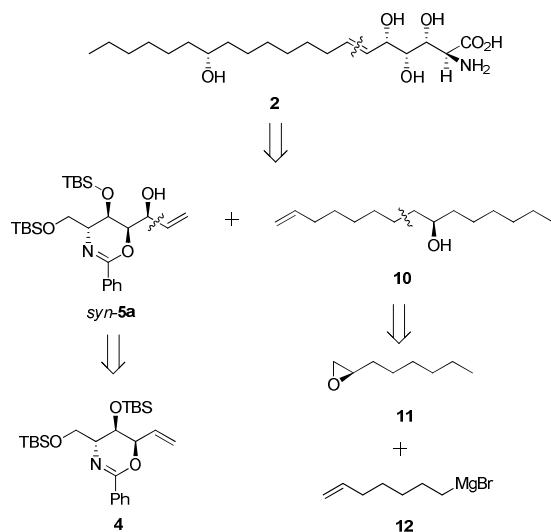
Scheme 5. Synthesis of **1**.



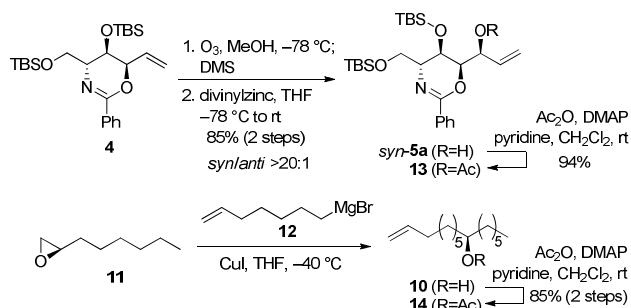
Total synthesis of sphingofungin B

Our retrosynthesis (Scheme 6) suggested that **2** could be generated from allylic alcohol *syn*-**5a** and lipid chain **10** by an olefin cross-metathesis reaction. Chiral alcohol **10** could be obtained from (*R*)-epoxyoctane **11** and 6-heptenylmagnesium bromide **12**.

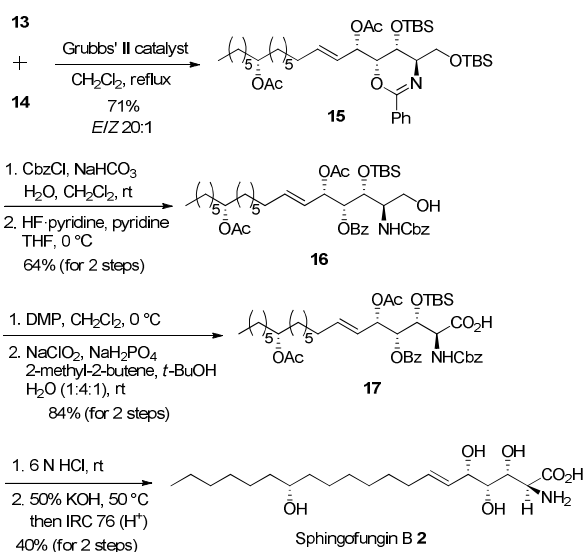
Scheme 6. Retrosynthesis of 2.



Subsequent acetylation of the hydroxyl group of *syn-5a* yielded secondary allylic acetate **13** in 94% yield. Meanwhile, the nucleophilic addition reaction between (*R*)-epoxyoctane **11** and 6-heptenylmagnesium bromide **12**, which are both commercially available, and the subsequent acetylation provided the lipid chain subunit **14** in 85% yield over two steps (Scheme 7).

Scheme 7. Syntheses of subunits **13** and **14**.

Scheme 8. Synthesis of 2.



Intermolecular olefin cross-metathesis between **13** and **14** resulted in compound **15** in 71% yield (*E/Z* >20:1 ratio). 1,3-

Oxazine **15** was treated with benzyl chloroformate under biphasic conditions followed by primary OTBS deprotection affording carbamate **16** in 64% yield over two steps. Primary alcohol **16** was oxidized to carboxylic acid **17** in 84% yield over two steps. Finally, acid- and base-promoted hydrolysis cleaved all protecting groups, and subsequent neutralization afforded sphingofungin B **2** in 40% yield over two steps (Scheme 8). The synthetic compound was spectroscopically in good agreement with the reported sphingofungin B.⁹

Conclusions

We described new procedures for stereoselective nucleophilic addition to *anti,syn*-oxazine. The diastereoselectivity of the Grignard reaction was predominantly controlled by zinc chloride. Furthermore, the reactions that used divinylzinc and diphenylzinc also favored the *syn*-adducts. We took advantage of these reactions and various other available transformations to synthesize (+)-hyacinthacine A₂ (**1**) and sphingofungin B (**2**) from a common source via chiral alcohol *syn-5e* and *syn-5a*. In addition to the diastereoselective reactions, these syntheses rely on a palladium(0)-catalyzed intramolecular oxazine formation reaction. Starting from readily available **3**, **1** was obtained in 13 steps and 10.2% overall yield, whereas starting from oxazine chiral building block **4**, **1** was afforded in 8 steps and 17.9% overall yield. Meanwhile, the synthesis of **2** proceeded in a linear sequence beginning from **3** over 15 steps and 6.9% overall yield and from the chiral oxazine **4** over 10 steps and 12.2% overall yield. The main advantage of this strategy is its high versatility, which allows the synthesis of not only **1** and **2**, but also a range of structural analogs. Using this protocol, we are in the process of synthesizing castanospermine, australine, broussonetines, and other natural products; the results will be reported in due course.

Experimental

General methods

Flash chromatography was executed using a Merck Kieselgel 60 (230–400 mesh) stationary phase and mixtures of ethyl acetate and hexanes as the eluents. Ethyl acetate and hexanes were dried and purified by distillation prior to use. Tetrahydrofuran and diethyl ether were distilled over sodium and benzophenone (indicator). Dichloromethane was mixed with concentrated sulfuric acid (CAUTION), dried over potassium carbonate, and distilled. Commercially available compounds were used without further purification. ¹H, ¹³C, and HSQC NMR spectra were obtained at the Center for Cooperative Research Facility at Sungkyunkwan University on FT-NMR 500 and 700 MHz spectrometers. Chemical shifts are reported as δ values in ppm relative to the CHCl₃ residual peak (7.26 ppm in CDCl₃). IR spectra were measured on a Bruker FT-IR spectrometer. Optical rotation was measured on a JASCO DIP 1020 digital polarimeter. Mass spectral data were measured at the Korea Basic Science Institute (Daegu) on a Jeol JMS 700 high resolution mass spectrometer.

(*S*)-1-((4*R*,5*R*,6*R*)-5-((*tert*-Butyldimethylsilyloxy)-4-(((*tert*-butyldimethylsilyloxy)methyl)-2-phenyl-5,6-dihydro-4*H*-1,3-oxazin-6-yl)prop-2-en-1-ol (*syn-5a*))

Oxazine **4** (50 mg, 0.108 mmol) was dissolved in dry methanol (2.16 mL) and cooled to $-78\text{ }^{\circ}\text{C}$. Ozone was then passed through the solution until the reaction was complete. The reaction mixture was quenched with methyl sulfide (0.08 mL) and allowed to warm to rt. The solvent was evaporated under reduced pressure, and the crude aldehyde was immediately employed in the next step without further purification. Vinylmagnesium bromide (1.0 M solution in diethyl ether, 0.32 mL, 0.324 mmol) was added to a solution of the crude aldehyde in THF (0.32 mL) at rt and stirred for 0.5 h. A solution of the crude aldehyde in THF (0.32 mL) was added to this white suspension at $-78\text{ }^{\circ}\text{C}$ and allowed to warm to rt. After 3 h, the reaction was quenched with saturated NH_4Cl . The organic layer was separated and the aqueous layer was extracted with ethyl acetate. The combined organic layer was washed with saturated NaHCO_3 and brine, dried with MgSO_4 , and filtered. The filtrate was concentrated *in vacuo*. Purification using silica gel column chromatography gave *syn-5a* (44.6 mg, 0.091 mmol); Yield 85%; Ratio *syn/anti* = >20:1; white solid; mp $115\text{--}132\text{ }^{\circ}\text{C}$; $R_f = 0.50$ (1:6 ethyl acetate/hexanes); $[\alpha]_{\text{D}}^{25} +40.1$ (*c* 1.0, CHCl_3); IR (neat) 698, 777, 836, 937, 1110, 1161, 1256, 1279, 1638, 2855, 2928, 2955, 3387 cm^{-1} ; ^1H NMR (CDCl_3 , 700 MHz) δ 0.02–0.03 (m, 3H), 0.06–0.07 (m, 3H), 0.12–0.15 (m, 6H), 0.86–0.88 (m, 18H), 3.04 (d, $J = 2.1$ Hz, 1H), 3.45 (dd, $J = 10.8$, 8.2 Hz, 1H), 3.71 (m, 1H), 3.97 (dd, $J = 10.3$, 3.9 Hz, 1H), 4.05 (dd, $J = 5.6$, 2.2 Hz, 1H), 4.30 (t, $J = 2.0$ Hz, 1H), 4.57 (d, $J = 1.7$ Hz, 1H), 5.36 (dt, $J = 10.6$, 1.3 Hz, 1H), 5.53 (dt, $J = 17.2$, 1.3 Hz, 1H), 5.97–6.02 (m, 1H), 7.38 (t, $J = 7.5$ Hz, 2H), 7.42–7.45 (m, 1H), 7.91–7.93 (m, 2H); ^{13}C NMR (175 MHz, CDCl_3) δ -5.5, -5.4, -4.5, -4.1, 18.0, 18.2, 25.7, 25.7, 25.8, 25.9, 61.1, 64.7, 65.5, 72.6, 76.1, 118.0, 127.3, 128.1, 130.5, 133.6, 135.4, 155.5; HRMS (FAB) *m/z*: $[\text{M}+\text{H}]^+$ calcd for $\text{C}_{26}\text{H}_{46}\text{O}_4\text{NSi}_2$ 492.2965, found 492.2962.

(R)-1-((4R,5R,6R)-5-((tert-Butyldimethylsilyloxy)methyl)-2-phenyl-5,6-dihydro-4H-1,3-oxazin-6-yl)prop-2-en-1-ol (anti-5a)

Yield 85%; Ratio *syn/anti* = >20:1; white solid; mp $106\text{--}110\text{ }^{\circ}\text{C}$; $R_f = 0.53$ (1:6 ethyl acetate/hexanes); $[\alpha]_{\text{D}}^{25} +21.6$ (*c* 0.6, CHCl_3); IR (neat) 699, 778, 836, 937, 1033, 1118, 1256, 1280, 1651, 2934, 2951, 3358 cm^{-1} ; ^1H NMR (CDCl_3 , 500 MHz) δ 0.03 (s, 3H), 0.07 (s, 3H), 0.16 (s, 3H), 0.17 (s, 3H), 0.87 (s, 9H), 0.89 (s, 9H), 2.74 (d, $J = 5.0$ Hz, 1H), 3.58 (dd, $J = 10.5$, 7.0 Hz, 1H), 3.67–3.70 (m, 1H), 3.96 (dd, $J = 10.5$, 3.5 Hz, 1H), 4.05 (dd, $J = 8.0$, 2.5 Hz, 1H), 4.47 (t, $J = 2.5$ Hz, 1H), 4.51–4.56 (m, 1H), 5.33 (dt, $J = 12.0$, 1.5 Hz, 1H), 5.45 (dt, $J = 19.0$, 1.5 Hz, 1H), 7.23–7.43 (m, 3H), 7.90–7.92 (m, 2H); ^{13}C NMR (125 MHz, CDCl_3) δ -5.2, -4.3, -4.2, 18.2, 18.4, 26.0, 26.1, 60.8, 64.6, 71.6, 75.1, 75.4, 77.4, 117.1, 127.6, 128.2, 130.7, 133.7, 137.8, 155.4; HRMS (FAB) *m/z*: $[\text{M}+\text{H}]^+$ calcd for $\text{C}_{26}\text{H}_{46}\text{O}_4\text{NSi}_2$ 492.2965, found 492.2963.

(S)-1-((4R,5R,6R)-5-((tert-Butyldimethylsilyloxy)methyl)-2-phenyl-5,6-dihydro-4H-1,3-oxazin-6-yl)ethanol (syn-5b)

Oxazine **4** (50 mg, 0.108 mmol) was dissolved in dry methanol (2.16 mL) and cooled to $-78\text{ }^{\circ}\text{C}$. Ozone was then passed through the solution until the reaction was complete. The reaction mixture was quenched with methyl sulfide (0.08 mL) and allowed to

warm to rt. The solvent was evaporated under reduced pressure, and the crude aldehyde was immediately employed in the next step without further purification. Zinc chloride (1.0 M solution in diethyl ether, 0.11 mL, 0.119 mmol) was slowly added to a solution of the aldehyde in THF (1.08 mL) at $-78\text{ }^{\circ}\text{C}$ and stirred for 0.5 h. Methylmagnesium bromide (3.0 M solution in diethyl ether, 0.11 mL, 0.324 mmol) was added to this solution at $-78\text{ }^{\circ}\text{C}$ and allowed to react for 1 h. The reaction was quenched with saturated NH_4Cl , and warmed to rt. The organic layer was separated and the aqueous layer was extracted with ethyl acetate. The combined organic layer was washed with saturated NaHCO_3 and brine, dried with MgSO_4 , and filtered. The filtrate was concentrated *in vacuo*. Purification using silica gel column chromatography gave *syn-5b* (21.0 mg, 0.044 mmol): Yield 59%; Ratio *syn/anti* = 2.2:1; colorless liquid; $R_f = 0.4$ (1:6 ethyl acetate/hexanes); $[\alpha]_{\text{D}}^{25} +3.7$ (*c* 1.0, CHCl_3); IR (neat) 667, 777, 837, 1071, 1111, 1141, 1257, 1653, 2858, 2930, 2955, 3385 cm^{-1} ; ^1H NMR (CDCl_3 , 700 MHz) δ 0.05 (s, 3H), 0.08 (s, 3H), 0.13 (s, 6H), 0.81–0.94 (m, 18H), 2.94 (s, 1H), 3.44 (dd, $J = 10.5$, 8.4 Hz, 1H), 3.70 (m, 1H), 3.92 (dd, $J = 6.0$, 0.9 Hz, 1H), 3.98 (dd, $J = 10.5$, 4.0 Hz, 1H), 4.20 (t, $J = 6.2$ Hz, 1H), 4.28 (t, $J = 1.6$ Hz, 1H), 7.36–7.39 (m, 2H), 7.41–7.43 (m, 1H), 7.91–7.93 (m, 2H); ^{13}C NMR (CDCl_3 , 175 MHz) δ -5.3, -5.2, -3.9, 18.2, 18.3, 18.4, 61.4, 65.1, 65.8, 67.9, 127.5, 128.2, 130.7, 134.0, 155.8; HRMS (FAB) *m/z*: $[\text{M}+\text{H}]^+$ calcd for $\text{C}_{25}\text{H}_{46}\text{O}_4\text{NSi}_2$ 480.2965, found 480.2964.

(R)-1-((4R,5R,6R)-5-((tert-Butyldimethylsilyloxy)methyl)-2-phenyl-5,6-dihydro-4H-1,3-oxazin-6-yl)ethanol (anti-5b)

Yield 59%; Ratio *syn/anti* = 2.2:1; white solid; mp $122\text{--}124\text{ }^{\circ}\text{C}$; $R_f = 0.45$ (1:6 ethyl acetate/hexanes); $[\alpha]_{\text{D}}^{25} +2.8$ (*c* 1.0, CHCl_3); IR (neat) 702, 777, 838, 1103, 1140, 1363, 1648, 2856, 2929, 2978, 3193 cm^{-1} ; ^1H NMR (CDCl_3 , 700 MHz) δ 0.04 (s, 3H), 0.09 (s, 3H), 0.17 (s, 6H), 0.87–0.90 (m, 18H), 1.40 (d, $J = 6.2$ Hz, 3H), 2.53 (s, 1H), 3.63–3.69 (m, 2H), 3.92 (dd, $J = 8.1$, 2.5 Hz, 1H), 3.97 (dd, $J = 10.1$, 3.0 Hz, 1H), 4.15–4.18 (m, 1H), 4.63 (dd, $J = 3.2$, 2.9 Hz, 1H), 7.33–7.38 (m, 2H), 7.40–7.43 (m, 1H), 7.91–7.93 (m, 2H); ^{13}C NMR (CDCl_3 , 175 MHz) δ -5.1, -4.4, -4.3, 18.2, 18.5, 20.6, 26.0, 60.6, 64.5, 66.6, 127.6, 128.2, 130.6, 133.8, 155.2; HRMS (FAB) *m/z*: $[\text{M}+\text{H}]^+$ calcd for $\text{C}_{25}\text{H}_{46}\text{O}_4\text{NSi}_2$ 480.2965, found 480.2961.

(S)-1-((4R,5R,6R)-5-((tert-Butyldimethylsilyloxy)methyl)-2-phenyl-5,6-dihydro-4H-1,3-oxazin-6-yl)propan-1-ol (syn-5c)

Yield 60%; Ratio *syn/anti* = 14:1; colorless liquid; $R_f = 0.5$ (1:6 ethyl acetate/hexanes); $[\alpha]_{\text{D}}^{25} +3.9$ (*c* 1.0, CHCl_3); IR (neat) 698, 777, 836, 1112, 1257, 1653, 2858, 2930, 2956, 3385 cm^{-1} ; ^1H NMR (CDCl_3 , 700 MHz) δ 0.04–0.15 (m, 12H), 0.81–0.94 (m, 18H), 1.07 (t, $J = 7.4$ Hz, 3H), 1.63–1.68 (m, 1H), 1.71–1.74 (m, 1H), 3.02 (s, 1H), 3.47 (dd, $J = 10.5$, 8.3 Hz, 1H), 3.68–3.71 (m, 1H), 3.93–3.99 (m, 2H), 4.04 (dd, $J = 5.2$, 0.4 Hz, 1H), 4.30 (t, $J = 1.7$ Hz, 1H), 7.35–7.38 (m, 2H), 7.41–7.43 (m, 1H), 7.91–7.93 (m, 2H); ^{13}C NMR (CDCl_3 , 175 MHz) δ -5.3, -5.2, -4.7, -3.9, 9.9, 10.1, 18.2, 25.5, 26.1, 61.5, 65.1, 66.3, 73.1, 75.6, 127.5, 128.2, 130.7, 134.0, 155.9; HRMS (FAB) *m/z*: $[\text{M}+\text{H}]^+$ calcd for $\text{C}_{26}\text{H}_{48}\text{O}_4\text{NSi}_2$ 494.3122, found 494.3120.

(R)-1-((4R,5R,6R)-5-((tert-Butyldimethylsilyloxy)methyl)-2-phenyl-5,6-dihydro-4H-1,3-oxazin-6-yl)propan-1-ol (anti-5c)

Yield 60%; Ratio *syn/anti* = 14:1; colorless liquid; R_f = 0.55 (1:6 ethyl acetate/hexanes); $[\alpha]_D^{25}$ +3.2 (*c* 1.0, CHCl₃); IR (neat) 697, 778, 836, 1140, 1256, 1655, 2858, 2930, 2956, 3385 cm⁻¹; ¹H NMR (CDCl₃, 700 MHz) δ 0.04 (s, 3H), 0.08 (s, 3H), 0.16–0.17 (m, 6H), 0.87–0.90 (m, 18H), 1.07 (t, *J* = 7.4 Hz, 3H), 1.60–1.64 (m, 1H), 1.87–1.91 (m, 1H), 2.53 (s, 1H), 3.63–3.65 (m, 1H), 3.67–3.69 (m, 1H), 3.96–3.98 (m, 2H), 4.00–4.03 (m, 1H), 4.45 (dd, *J* = 3.3, 2.6 Hz, 1H), 7.35–7.38 (m, 2H), 7.40–7.42 (m, 1H), 7.90–7.93 (m, 2H); ¹³C NMR (CDCl₃, 175 MHz) δ -5.1, -4.3, -4.2, 9.5, 18.2, 18.5, 64.6, 71.4, 75.3, 127.6, 128.2, 130.6, 133.8, 155.3; HRMS (FAB) *m/z*: [M+H]⁺ calcd for C₂₆H₄₈O₄NSi₂ 494.3122, found 494.3120.

(S)-1-((4R,5R,6R)-5-((tert-Butyldimethylsilyloxy)methyl)-2-phenyl-5,6-dihydro-4H-1,3-oxazin-6-yl)but-3-en-1-ol (syn-5d)

Yield 60%; Ratio *syn/anti* = >20:1; colorless liquid; R_f = 0.5 (1:6 ethyl acetate/hexanes); $[\alpha]_D^{25}$ +4.6 (*c* 1.0, CHCl₃); IR (neat) 777, 837, 1007, 1033, 1057, 1110, 1257, 1655, 2859, 2930, 2955, 3419 cm⁻¹; ¹H NMR (CDCl₃, 700 MHz) δ 0.03–0.08 (m, 6H), 0.15 (s, 6H), 0.80–0.95 (m, 18H), 2.42–2.45 (m, 1H), 2.50–2.53 (m, 1H), 3.12 (s, 1H), 3.47 (dd, *J* = 10.4, 8.2 Hz, 1H), 3.69–3.71 (m, 1H), 3.97 (dd, *J* = 10.5, 3.8 Hz, 1H), 4.08–4.13 (m, 2H), 4.32 (s, 1H), 5.14–5.19 (m, 1H), 5.21 (d, *J* = 1.61 Hz, 1H), 5.92–6.00 (m, 1H), 7.35–7.39 (m, 2H), 7.41–7.44 (m, 1H), 7.92–7.95 (m, 2H); ¹³C NMR (CDCl₃, 175 MHz) δ -5.3, -5.2, -4.4, -3.9, 18.2, 18.4, 25.9, 26.1, 37.3, 61.3, 66.5, 71.4, 74.8, 118.2, 127.6, 128.2, 128.4, 130.7, 134.0, 134.3, 155.9; HRMS (FAB) *m/z*: [M+H]⁺ calcd for C₂₇H₄₈O₄NSi₂ 506.3122, found 506.3121.

(R)-1-((4R,5R,6R)-5-((tert-Butyldimethylsilyloxy)methyl)-2-phenyl-5,6-dihydro-4H-1,3-oxazin-6-yl)but-3-en-1-ol (anti-5d)

Yield 60%; Ratio *syn/anti* = >20:1; colorless liquid; R_f = 0.55 (1:6 ethyl acetate/hexanes); $[\alpha]_D^{25}$ +4.0 (*c* 1.0, CHCl₃); IR (neat) 697, 778, 837, 1072, 1119, 1257, 1656, 2858, 2929, 2955, 3356 cm⁻¹; ¹H NMR (CDCl₃, 700 MHz) δ 0.04 (s, 3H), 0.08 (s, 3H), 0.15 (s, 6H), 0.80–0.98 (m, 18H), 2.37–2.41 (m, 2H), 2.67–2.69 (m, 1H), 3.60 (dd, *J* = 10.4, 7.1 Hz, 1H), 3.67–3.90 (m, 1H), 3.97 (dd, *J* = 10.4, 3.4 Hz, 1H), 4.01 (dd, *J* = 8.3, 1.9 Hz, 1H), 4.05–4.08 (m, 1H), 4.45 (t, *J* = 2.4 Hz, 1H), 5.20–5.26 (m, 2H), 5.90–6.00 (m, 1H), 7.35–7.39 (m, 2H), 7.40–7.43 (m, 1H), 7.91–7.93 (m, 2H); ¹³C NMR (CDCl₃, 175 MHz) δ -5.2, -4.4, -4.3, 9.7, 13.9, 18.2, 18.4, 26.2, 38.4, 61.0, 64.4, 64.7, 68.7, 75.2, 119.0, 127.5, 128.2, 130.6, 133.9, 134.3, 155.2; HRMS (FAB) *m/z*: [M+H]⁺ calcd for C₂₇H₄₈O₄NSi₂ 506.3122, found 506.3120.

(S)-1-((4R,5R,6R)-5-((tert-Butyldimethylsilyloxy)methyl)-2-phenyl-5,6-dihydro-4H-1,3-oxazin-6-yl)pent-4-en-1-ol (syn-5e)

Yield 62%; Ratio *syn/anti* = >20:1; colorless liquid; R_f = 0.5 (1:6 ethyl acetate/hexanes); $[\alpha]_D^{25}$ +10.0 (*c* 1.0, CHCl₃); IR (neat) 698, 778, 837, 1071, 1111, 1257, 1655, 2858, 2930, 2954, 3423 cm⁻¹; ¹H NMR (CDCl₃, 700 MHz) δ -0.07 (s, 2H), -0.03 (s, 2H), 0.00 (s, 2H), 0.67 (d, *J* = 5.2 Hz, 6H), 0.79 (s, 9H), 0.81 (s, 9H), 1.65–1.67 (m, 2H), 2.14–2.17 (m, 1H), 2.27–2.31 (m, 1H), 3.02

(s, 1H), 3.62–3.63 (m, 1H), 3.90 (dd, *J* = 10.5, 3.9 Hz, 1H), 3.97 (s, 2H), 4.23 (s, 1H), 4.94 (d, *J* = 11.3 Hz, 1H), 5.02 (d, *J* = 20.4 Hz, 1H), 5.79–5.84 (m, 1H), 7.30 (t, *J* = 9.0 Hz, 2H), 7.36 (t, *J* = 8.0 Hz, 1H), 7.85 (d, *J* = 7.1 Hz, 2H); ¹³C NMR (CDCl₃, 175 MHz) δ -5.5, -5.4, -4.7, -4.1, 17.9, 18.2, 25.6, 25.7, 29.6, 31.7, 61.1, 64.8, 66.1, 71.1, 75.5, 115.0, 127.3, 128.1, 130.5, 133.7, 138.2, 155.7; HRMS (FAB) *m/z*: [M+H]⁺ calcd for C₂₈H₅₀O₄NSi₂ 520.3278, found 520.3275.

(R)-1-((4R,5R,6R)-5-((tert-Butyldimethylsilyloxy)methyl)-2-phenyl-5,6-dihydro-4H-1,3-oxazin-6-yl)pent-4-en-1-ol (anti-5e)

Yield 62%; Ratio *syn/anti* = >20:1; colorless liquid; R_f = 0.55 (1:6 ethyl acetate/hexanes); $[\alpha]_D^{25}$ +3.8 (*c* 1.0, CHCl₃); IR (neat) 698, 778, 836, 1117, 1256, 1654, 2858, 2930, 2954, 3384 cm⁻¹; ¹H NMR (CDCl₃, 700 MHz) δ 0.04 (s, 3H), 0.08 (s, 3H), 0.16 (s, 6H), 0.80–0.94 (s, 18H), 1.65–1.71 (m, 1H), 1.95–1.99 (m, 1H), 2.22–2.27 (m, 1H), 2.34–2.38 (m, 1H), 2.51 (s, 1H), 3.62 (dd, *J* = 10.3, 6.8 Hz, 1H), 3.68 (6, *J* = 3.4 Hz, 1H), 3.97 (dd, *J* = 10.3, 3.4 Hz, 1H), 3.99–4.01 (m, 1H), 4.01–4.06 (m, 1H), 4.45 (s, 1H), 5.00 (dd, *J* = 10.1, 1.8 Hz, 1H), 5.08 (dd, *J* = 17.2, 1.8 Hz, 1H), 5.88–5.91 (m, 1H), 7.35–7.37 (m, 2H), 7.37–7.40 (m, 1H), 7.90–7.93 (m, 2H); ¹³C NMR (CDCl₃, 175 MHz) δ -5.2, -5.1, -4.4, -4.3, 18.2, 18.5, 26.0, 29.6, 33.1, 60.7, 64.6, 69.7, 75.7, 115.2, 127.6, 128.2, 130.7, 133.8, 138.7, 155.3; HRMS (FAB) *m/z*: [M+H]⁺ calcd for C₂₈H₅₀O₄NSi₂ 520.3278, found 520.3282.

(S)-((4R,5R,6R)-5-((tert-Butyldimethylsilyloxy)methyl)-2-phenyl-5,6-dihydro-4H-1,3-oxazin-6-yl)(phenyl)methanol (syn-5f)

Yield 65%; Ratio *syn/anti* = 8:1; colorless liquid; R_f = 0.57 (1:6 ethyl acetate/hexanes); $[\alpha]_D^{25}$ +5.5 (*c* 1.0, CHCl₃); IR (neat) 699, 778, 837, 1112, 1134, 1256, 1472, 1648, 2857, 2929, 2955, 3284 cm⁻¹; ¹H NMR (CDCl₃, 700 MHz) δ -0.07 (s, 3H), 0.00 (s, 3H), 0.12 (s, 6H), 0.80 (s, 9H), 0.90 (s, 9H), 3.37–3.41 (m, 2H), 3.73 (dd, *J* = 8.1, 3.7 Hz, 1H), 3.93 (dd, *J* = 10.4, 3.9 Hz, 1H), 4.16 (d, *J* = 1.3 Hz, 1H), 4.28 (d, *J* = 5.4 Hz, 1H), 5.11 (d, *J* = 5.5 Hz, 1H), 7.33–7.44 (m, 6H), 7.50–7.53 (m, 2H), 7.88–7.92 (m, 2H); ¹³C NMR (CDCl₃, 175 MHz) δ -5.7, -5.5, -4.4, -3.9, 18.1, 25.8, 61.1, 64.7, 65.9, 74.3, 126.0, 127.4, 128.1, 128.3, 128.4, 128.5, 130.5, 133.7, 139.7, 155.7; HRMS (FAB) *m/z*: [M+H]⁺ calcd for C₃₀H₄₈O₄NSi₂ 542.3122, found 542.3121.

(R)-((4R,5R,6R)-5-((tert-Butyldimethylsilyloxy)methyl)-2-phenyl-5,6-dihydro-4H-1,3-oxazin-6-yl)(phenyl)methanol (anti-5f)

Yield 65%; Ratio *syn/anti* = 8:1; white solid; mp 145–155 °C; R_f = 0.48 (1:6 ethyl acetate/hexanes); $[\alpha]_D^{25}$ +2.5 (*c* 1.0, CHCl₃); IR (neat) 699, 775, 830, 1016, 1033, 1057, 2858, 2925, 2950, 3211 cm⁻¹; ¹H NMR (CDCl₃, 700 MHz) δ -0.06 (s, 3H), 0.00 (s, 3H), 0.10–0.25 (m, 6H), 0.70–0.95 (m, 18H), 3.09 (s, 1H), 3.53 (dd, *J* = 10.2, 6.9 Hz, 1H), 3.65–3.69 (m, 1H), 3.90 (dd, *J* = 10.4, 3.4 Hz, 1H), 4.17 (dd, *J* = 7.9, 2.1 Hz, 1H), 4.44 (t, *J* = 2.7 Hz, 1H), 5.00 (dd, *J* = 7.9, 2.8 Hz, 1H), 7.20–7.40 (m, 8H), 7.61–7.65 (m, 2H); ¹³C NMR (CDCl₃, 175 MHz) δ -5.3, -5.0, -4.5, -4.3, 18.5, 26.0, 60.8, 64.6, 64.8, 73.00, 76.4, 127.1, 127.4, 127.6, 127.7, 127.9, 128.1, 128.2, 128.5, 128.6, 130.5, 133.5, 141.6, 155.3; HRMS (FAB) *m/z*: [M+H]⁺ calcd for C₃₀H₄₈O₄NSi₂ 542.3122, found 542.3124.

(5S,6S,7R,8R)-6-(Benzoyloxy)-8-(((benzyloxy)carbonyl)amino)-7,9-bis((tert-butyl)dimethylsilyloxy)non-1-en-5-yl methanesulfonate (8)

Triethylamine (74 μL , 0.533 mmol) and MsCl (56 μL , 0.727 mmol) were successively added to a solution of pentenyl alcohol *syn-5e* (126 mg, 0.242 mmol) in dichloromethane (4.84 mL) at 0 $^{\circ}\text{C}$. The reaction mixture was stirred at 0 $^{\circ}\text{C}$ for 1 h, and then distilled water was added. The organic layer was separated and the aqueous layer was extracted with dichloromethane. The combined organic layer was washed with saturated NH_4Cl , saturated NaHCO_3 , and brine, dried with MgSO_4 , and filtered. The filtrate was concentrated *in vacuo*. Purification using silica gel column chromatography gave the secondary mesylate intermediate (133 mg, 0.223 mmol); colorless liquid; $R_f = 0.48$ (1:6 ethyl acetate/hexanes); $[\alpha]_{\text{D}}^{25} +19.3$ (*c* 1.0, CHCl_3); IR (neat) 699, 778, 837, 926, 1110, 1178, 1256, 1359, 1658, 2858, 2930, 2954, 3423 cm^{-1} ; ^1H NMR (CDCl_3 , 700 MHz) δ -0.07 (s, 2H), -0.04 (s, 2H), 0.00 (s, 2H), 0.04 (d, $J = 5.2$ Hz, 6H), 0.78 (s, 9H), 0.80 (s, 9H), 1.71–1.74 (m, 1H), 1.88–1.92 (m, 1H), 2.21–2.25 (m, 2H), 2.98 (s, 3H), 3.42 (dd, $J = 10.5$, 7.9 Hz, 1H), 3.63–3.65 (m, 1H), 3.90 (dd, $J = 10.6$, 3.8 Hz, 1H), 4.17 (s, 1H), 4.26 (dd, $J = 8.5$, 0.7 Hz, 1H), 4.96 (d, $J = 10.2$ Hz, 1H), 5.00–5.04 (m, 2H), 5.75–5.79 (m, 1H), 7.30 (t, $J = 7.9$ Hz, 2H), 7.35 (t, $J = 8.0$ Hz, 1H) 7.79 (d, $J = 8.5$ Hz, 2H); ^{13}C NMR (CDCl_3 , 175 MHz) δ -5.5, -5.4, -4.6, -3.9, 18.0, 18.1, 25.6, 25.8, 28.4, 29.6, 38.8, 60.6, 64.0, 64.5, 74.9, 82.4, 115.7, 127.4, 128.2, 130.5, 133.8, 136.8, 155.9; HRMS (FAB) m/z : $[\text{M}+\text{H}]^+$ calcd for $\text{C}_{29}\text{H}_{52}\text{O}_6\text{NSi}_2\text{S}$ 598.3054, found 598.3055. A solution of NaHCO_3 (0.6 M in distilled water, 1.5 mL, 0.892 mmol) and benzyl chloroformate (0.127 mL, 0.892 mmol) were successively added to a solution of this mesylate (133 mg, 0.223 mmol) in dichloromethane (1.5 mL). The reaction mixture was stirred at rt for 48 h. The organic layer was separated and the aqueous layer was extracted with dichloromethane. The combined organic layer was washed with distilled water and brine, dried with MgSO_4 , and filtered. The filtrate was concentrated *in vacuo*. Purification using silica gel column chromatography gave **8** (125 mg, 0.167 mmol); Yield 69% for two steps; Rotamer ratio >20:1; colorless liquid; $R_f = 0.35$ (1:6 ethyl acetate/hexanes); $[\alpha]_{\text{D}}^{25} -6.3$ (*c* 1.0, CHCl_3); IR (neat) 712, 778, 836, 914, 1033, 1056, 1099, 1175, 1258, 1345, 1722, 2858, 2931, 2954, 3453 cm^{-1} ; ^1H NMR (CDCl_3 , 700 MHz) δ 0.00 (s, 3H), 0.03 (d, $J = 6.8$ Hz, 3H), 0.10 (d, $J = 15.5$ Hz, 6H), 0.82 (s, 9H), 0.87 (s, 9H), 1.88–1.90 (m, 1H), 2.00–2.02 (m, 1H), 2.26–2.29 (m, 2H), 2.89 (s, 3H), 3.66 (dd, $J = 10.3$, 5.8 Hz, 1H), 3.80–3.83 (m, 1H), 3.89–3.91 (m, 1H), 4.23–4.25 (m, 1H), 5.01 (d, $J = 10.4$ Hz, 1H), 5.05 (d, $J = 12.2$ Hz, 1H), 5.09–5.12 (m, 2H), 5.45 (t, $J = 5.6$ Hz, 1H), 5.81–5.83 (m, 1H), 7.30–7.37 (m, 6H), 7.54–7.56 (m, 2H), 8.07 (d, $J = 7.4$ Hz, 2H); ^{13}C NMR (CDCl_3 , 175 MHz) δ -5.7, -5.5, -4.8, -4.3, 18.0, 18.2, 25.9, 29.1, 31.2, 38.7, 54.6, 61.4, 66.8, 69.4, 74.1, 80.6, 115.7, 127.9, 128.4, 128.6, 129.9, 133.4, 136.5, 136.9, 155.9, 165.4; HRMS (FAB) m/z : $[\text{M}+\text{H}]^+$ calcd for $\text{C}_{37}\text{H}_{60}\text{O}_9\text{NSi}_2\text{S}$ 750.3527, found 750.3528.

(2R,3R,4R,5R)-Benzyl 2-(but-3-en-1-yl)-4-((tert-butyl)dimethylsilyloxy)-5-(((tert-butyl)dimethylsilyloxy)methyl)-3-hydroxypyrrolidine-1-carboxylate (7)

NaH (21.4 mg, 0.892 mmol) was added to a solution of mesylate **8** (223 mg, 0.297 mmol) in THF (6 mL) at rt. The reaction

mixture was stirred for 12 h, and then distilled water was added. The organic layer was separated, and the aqueous layer was extracted with ethyl acetate. The combined organic layer was washed with distilled water and brine, dried with MgSO_4 , and filtered. The filtrate was concentrated *in vacuo*. Purification using silica gel column chromatography gave pyrrolidine **7** (135 mg, 0.246 mmol); Yield 83%; Rotamer ratio 3:1; colorless liquid; $R_f = 0.5$ (1:6 ethyl acetate/hexanes); $[\alpha]_{\text{D}}^{25} +2.8$ (*c* 0.1, CHCl_3); IR (neat) 474, 1012, 1032, 1055, 1656, 2825, 2936, 2953, 3420 cm^{-1} ; ^1H NMR (CDCl_3 , 700 MHz) δ 0.04–0.10 (m, 12H), 0.84–0.90 (m, 18H), 1.85–1.88 (m, 2H), 2.00–2.15 (m, 2H), 3.61 (dd, $J = 10.6$, 1.3 Hz, 1H), 3.70–3.85 (m, 2H), 3.86 (d, $J = 2.1$ Hz, 1H), 4.05–4.12 (m, 2H), 4.49 (dd, $J = 10.6$, 3.0 Hz, 0.75H), 4.57 (d, $J = 11.3$ Hz, 0.25H), 4.87 (dd, $J = 11.9$ Hz, 0.75H), 4.90–4.92 (m, 0.25H), 4.97 (d, $J = 15.9$ Hz, 0.75H), 5.07 (d, $J = 15.9$ Hz, 0.25H), 5.10–5.16 (m, 2H), 5.65–5.75 (m, 0.75H), 5.80–5.88 (m, 0.25H), 7.30–7.38 (m, 5H); ^{13}C NMR (CDCl_3 , 175 MHz) δ -5.8, -5.0, 17.9, 18.3, 25.7, 30.7, 31.1, 61.4, 62.8, 66.7, 68.5, 68.7, 114.7, 127.9, 128.2, 128.3, 128.5, 128.6, 136.5, 136.7, 137.9, 138.0, 154.2, 154.7; HRMS (FAB) m/z : $[\text{M}+\text{H}]^+$ $\text{C}_{29}\text{H}_{52}\text{O}_5\text{NSi}_2$ calcd for 550.3384, found 550.3383.

(1R,2R,3R,7aR)-2-((tert-Butyl)dimethylsilyloxy)-3-(((tert-butyl)dimethylsilyloxy)methyl)hexahydro-1H-pyrrolizin-1-ol (9)

Pyrrolidine **7** (81 mg, 0.147 mmol) was dissolved in dry methanol (2 mL) and cooled to -78 $^{\circ}\text{C}$. Ozone was passed through the solution until the reaction was complete. The reaction mixture was quenched with methyl sulfide (0.1 mL) and allowed to warm to rt. The solvent was evaporated under reduced pressure. The crude aldehyde was immediately employed in the next step without further purification. A solution of the aldehyde in MeOH (2 mL) was hydrogenated overnight in the presence of 20% $\text{Pd}(\text{OH})_2/\text{C}$ (0.1 g) at rt. The catalyst was removed by filtration through Celite, and the filtrate was concentrated *in vacuo*. Purification using silica gel column chromatography gave protected **9** (43 mg, 0.106 mmol); Yield 72% for two steps; colorless liquid; $R_f = 0.5$ (1:2 ethyl acetate/hexanes); $[\alpha]_{\text{D}}^{25} +12.5$ (*c* 1.0, CHCl_3); IR (neat) 663, 672, 775, 837, 1016, 1058, 1089, 2855, 2926, 2957 cm^{-1} ; ^1H NMR (CDCl_3 , 700 MHz) δ 0.05–0.12 (m, 12H), 0.88–0.95 (m, 18H), 1.68–1.73 (m, 2H), 1.82–1.84 (m, 1H), 1.95–2.10 (m, 1H), 2.30–2.40 (br.s, 1H), 2.66–2.74 (m, 1H), 2.80–2.86 (m, 1H), 3.00–3.08 (m, 1H), 3.28–3.32 (m, 1H), 3.60–3.63 (m, 1H), 3.70–3.92 (m, 2H), 3.91 (t, $J = 4.8$ Hz, 1H); ^{13}C NMR (CDCl_3 , 175 MHz) δ -5.2, -5.1, -4.7, -4.1, 18.1, 18.6, 25.4, 25.9, 26.2, 30.3, 56.3, 65.9, 70.9, 74.0, 80.7, 82.5; HRMS (FAB) m/z : $[\text{M}+\text{H}]^+$ calcd for $\text{C}_{20}\text{H}_{44}\text{O}_3\text{NSi}_2$ 402.2860, found 402.2861.

(1R,2R,3R,7R)-3-(Hydroxymethyl)hexahydro-1H-pyrrolizine-1,2-diol [(+)-hyacinthacine A₂] (1)

The solution of protected **9** (15.3 mg, 0.038 mmol) in 6 N HCl (2 mL) was refluxed for 12 h. The reaction mixture was then cooled to rt and evaporated to dryness to give **1**·HCl; ^1H NMR (D_2O , 700 MHz) δ 1.76–1.81 (m, 2H), 1.82–1.90 (m, 1H), 1.91–1.99 (m, 1H), 2.80–2.87 (m, 2H), 2.96–3.01 (m, 1H), 3.27–3.30 (m, 2H), 3.64 (dd, $J = 12.0$, 6.2 Hz, 1H), 3.73 (t, $J = 7.9$ Hz, 1H), 3.74–3.80 (m, 1H); ^{13}C NMR (D_2O , 175 MHz) δ 24.4, 29.5, 54.9, 61.6, 66.7, 69.3, 76.5, 79.6. Further purification by treatment of

the salt with ion-exchange resin (DOWEX 50W×8) afforded **1** (4.6 mg, 0.026 mmol); Yield 70%; yellow liquid; $R_f = 0.1$ (1:1 methanol/chloroform); $[\alpha]_D^{25} +10.4$ (c 0.1, CH₃OH) and $+15.3$ (c 0.1, H₂O); IR (neat) 1033, 1391, 1642, 2923, 3385 cm⁻¹; ¹H NMR (D₂O, 700 MHz) δ 1.85–1.93 (m, 2H), 1.95–2.00 (m, 1H), 2.00–2.06 (m, 1H), 2.88–2.96 (m, 2H), 3.05–3.10 (m, 1H), 3.36–3.40 (m, 1H), 3.71–3.75 (m, 1H), 3.80–3.88 (m, 3H); ¹³C NMR (D₂O, 175 MHz) δ 24.4, 29.4, 55.0, 61.2, 66.9, 69.3, 76.3, 79.4; HRMS (FAB) m/z : $[M+H]^+$ calcd for C₈H₁₆O₃N 174.1130, found 174.1128.

(S)-1-((4R,5R,6R)-5-((tert-Butyldimethylsilyloxy)methyl)-2-phenyl-5,6-dihydro-4H-1,3-oxazin-6-yl)allyl acetate (13)

Acetic anhydride (0.863 mL, 9.15 mmol) and 4-DMAP (224 mg, 1.83 mmol) were added to a stirred solution of alcohol *syn-5a* (900 mg, 1.83 mmol) in CH₂Cl₂ (18.3 mL) and pyridine (1.83 mL). After stirring for 2 h, the reaction mixture was washed with saturated NH₄Cl solution, saturated NaHCO₃ solution, and brine, dried with MgSO₄, and evaporated *in vacuo*. The resulting substance was purified by silica gel column chromatography to give allyl acetate **13** (918 mg, 1.72 mmol); Yield 94%; colorless oil; $[\alpha]_D^{25} -64.0$ (c 1.0, CHCl₃); IR (neat) 697, 777, 836, 1016, 1033, 1056, 1113, 1233, 1255, 1370, 1470, 1655, 1749, 2859, 2931, 2955, 3732 cm⁻¹; ¹H NMR (CDCl₃, 700 MHz) δ 0.03 (s, 3H), 0.06–0.07 (m, 3H), 0.10–0.11 (m, 6H), 0.86–0.89 (m, 18H), 2.15 (s, 3H), 3.47 (dd, $J = 10.5, 8.0$ Hz, 1H), 3.66–3.69 (m, 1H), 3.97 (dd, $J = 10.3, 3.9$ Hz, 1H) 4.18 (dd, $J = 8.2, 2.2$ Hz, 1H), 4.23–4.25 (m, 1H), 5.39 (d, $J = 10.8$ Hz, 1H), 5.49 (d, $J = 17.2$ Hz, 1H), 5.74–5.78 (m, 1H), 5.91 (ddd, $J = 17.1, 10.4, 6.4$ Hz, 1H), 7.35–7.37 (m, 2H), 7.40–7.43 (m, 1H), 7.86–7.88 (m, 2H); ¹³C NMR (175 MHz, CDCl₃) δ -5.5, -5.4, -4.4, -4.0, 18.0, 18.1, 21.2, 25.8, 60.6, 63.3, 64.6, 73.1, 75.1, 120.1, 127.2, 128.0, 130.4, 131.7, 133.6, 155.4, 169.8; HRMS (FAB) m/z : $[M+H]^+$ calcd for C₂₈H₄₈O₅NSi₂ 534.3071, found 534.3069.

(R)-Pentadec-14-en-7-yl acetate (14)

6-Heptenylmagnesium bromide **11** (0.5 M solution in tetrahydrofuran, 5.53 mL, 2.77 mmol) was added to a dry flask under argon gas. After cooling the mixture to -40 °C, copper(I) iodide (0.070 g, 0.37 mmol) was added to the mixture and stirred for 0.5 h. A solution of (*R*)-epoxyoctane **12** (0.23 g, 1.84 mmol) in THF (5.1 mL) was added to the mixture and stirred for 3 h. The reaction mixture was treated with MTBE (50 mL) and saturated NH₄Cl solution and allowed to warm to rt. The organic layer was separated and the aqueous layer was extracted with ethyl acetate. The combined organic layer was washed with saturated NaHCO₃ and brine, dried with MgSO₄, and filtered. The filtrate was concentrated *in vacuo*. Purification using silica gel column chromatography gave unstable secondary alcohol. Acetic anhydride (0.37 mL, 3.88 mmol) and 4-DMAP (0.034 g, 0.277 mmol) were added to the solution of secondary alcohol in pyridine (0.32 mL) and stirred for 12 h. The reaction mixture was washed with saturated NaHCO₃ and brine, dried with MgSO₄ and the filtrate was concentrated *in vacuo*. The resulting substance was purified by silica gel column chromatography gave acetate **14** (0.42 g, 1.56 mmol); Yield 85% (for 2 steps); colorless oil; $[\alpha]_D^{25} +3.0$ (c 1.0, CHCl₃); IR (neat) 990, 995, 1243, 1373, 1464, 1730, 2858, 2929 cm⁻¹; ¹H NMR (500 MHz, CDCl₃) δ 0.86–0.89

(m, 3H), 1.26–1.38 (m, 16H), 1.50–1.52 (m, 4H), 2.00–2.10 (m, 5H), 4.80–4.90 (m, 1H), 4.92 (dd, $J = 10.5, 2.0$ Hz, 1H), 4.97 (dd, $J = 17.0, 2.0$ Hz, 1H); ¹³C NMR (125 MHz, CDCl₃) δ 14.2, 21.4, 22.8, 25.4, 29.0, 29.2, 29.4, 29.6, 31.9, 33.9, 34.3, 74.6, 114.4, 139.3, 171.0; HRMS (FAB) m/z : $[M+H]^+$ calcd for C₁₇H₃₃O₂ 269.2481, found 269.2477.

(1S,10R,E)-1-((4R,5R,6R)-5-((tert-Butyldimethylsilyloxy)methyl)-2-phenyl-5,6-dihydro-4H-1,3-oxazin-6-yl)hexadec-2-ene-1,10-diyl diacetate (15)

(*R*)-Pentadec-14-en-7-yl acetate **14** (1.24 g, 6.14 mmol) and Grubbs' second-generation catalyst (130 mg, 0.154 mmol) were subsequently added to a solution of allyl acetate **13** (1.87 g, 3.51 mmol) in CH₂Cl₂ (35 mL) at rt. The reaction mixture was stirred and heated to reflux for 8 h then the solvent was removed *in vacuo* to give the crude products. The resulting substance was purified by silica gel column chromatography gave alkene **15** (3.37 g, 4.36 mmol); Yield 71 %; colorless oil; $[\alpha]_D^{25} +31.6$ (c 1.0, CHCl₃); IR (neat) 697, 778, 837, 1022, 1071, 1113, 1137, 1239, 1656, 1749, 2858, 2930, 2954 cm⁻¹; ¹H NMR (700 MHz, CDCl₃) δ 0.02–0.04 (m, 12H), 0.76–0.84 (m, 21H), 1.19–1.22 (m, 14H), 1.31 (brs, 2H), 1.44 (brs, 4H), 1.95 (s, 3H), 1.97–2.00 (m, 2H), 2.04 (s, 3H), 3.36 (t, $J = 9.4$ Hz, 1H), 3.60 (brs, 1H), 3.91 (dd, $J = 10.4, 3.9$ Hz, 1H), 4.07 (d, $J = 8.5$ Hz, 1H), 4.14 (s, 1H), 4.75–4.84 (m, 1H), 5.39 (dd, $J = 15.4, 7.7$ Hz, 1H), 5.65 (t, $J = 8.1$ Hz, 1H), 5.88 (dt, $J = 15.4, 6.0$ Hz, 1H), 7.19–7.28 (m, 2H), 7.31–7.33 (m, 1H), 7.78 (d, $J = 8.4$ Hz, 1H); ¹³C NMR (175 MHz, CDCl₃) δ -5.5, -5.4, -4.4, -4.0, 14.1, 18.0, 21.3, 22.6, 25.2, 25.3, 25.8, 25.9, 28.7, 29.2, 29.4, 31.8, 32.4, 32.5, 34.1, 60.8, 63.4, 64.7, 73.3, 74.3, 74.4, 74.9, 123.2, 123.3, 127.2, 128.0, 130.4, 133.7, 138.2, 138.4, 155.6, 169.9, 170.9; HRMS (FAB) m/z : $[M+H]^+$ calcd for C₄₃H₇₆O₇NSi₂ 774.5160, found 774.5162.

(2R,3R,4R,5S,14R,E)-4-(Benzoyloxy)-2-(((benzyloxy)carbonyl)amino)-3-((tert-butylidimethylsilyloxy)-1-hydroxyicos-6-ene-5,14-diyl diacetate (16)

Benzyl chloroformate (0.2 mL, 1.40 mmol) and a solution of sodium bicarbonate (0.118 g, 1.40 mmol) in H₂O (2 mL) were subsequently added to a solution of alkene **15** (0.258 g, 0.334 mmol) in CH₂Cl₂ (2 mL). The mixture was stirred at rt for 24 h. The organic layer was separated and the aqueous layer was extracted with CH₂Cl₂. The combined organic layer was washed with saturated NaHCO₃ and brine, dried with MgSO₄, and filtered. The filtrate was concentrated *in vacuo*. Purification using silica gel column chromatography (1:15 ethyl acetate/hexanes) gave carbamate intermediate; colorless oil; $[\alpha]_D^{25} +6.1$ (c 1.0, CHCl₃); ¹H NMR (700 MHz, CDCl₃) δ 0.05–0.07 (m, 12H), 0.87–0.88 (m, 21H), 1.20–1.26 (m, 16H), 1.48–1.50 (m, 4H), 1.94 (s, 5H), 2.03 (s, 3H), 3.70–3.75 (m, 1H), 3.75–3.80 (m, 1H), 3.90–4.00 (m, 1H), 4.25 (s, 1H), 4.84 (m, 1H), 5.02–5.10 (m, 3H), 5.42 (dd, $J = 15.4, 7.2$ Hz, 1H), 5.48 (dd, $J = 6.5, 4.2$ Hz, 1H), 5.76 (t, $J = 6.9$ Hz, 1H), 5.87 (m, 1H), 7.26–7.31 (m, 5H), 7.35–7.40 (m, 2H), 7.50–7.60 (m, 1H), 8.02 (d, $J = 8.1$ Hz, 2H); ¹³C NMR (175 MHz, CDCl₃) δ -5.6, -4.6, -4.5, 14.0, 18.0, 18.1, 21.0, 21.2, 22.5, 25.2, 25.7, 25.8, 28.6, 29.0, 29.1, 31.7, 32.3, 34.0, 54.6, 61.2, 66.4, 69.8, 72.8, 74.2, 74.3, 74.6, 124.0, 124.1, 127.8, 128.3, 128.4, 129.6, 129.7, 129.9, 133.0, 136.6, 137.2, 137.3, 155.7, 165.6, 169.9, 170.8. Pyridine (1.7 mL) buffered HF-pyridine (0.5 mL,

0.497mmol) was added to a solution of a solution of carbamate (0.24 g, 0.257 mmol) in THF (5mL) at 0 °C then stirred at rt. After 3 h, the reaction mixture was quenched by saturated NaHCO₃. The organic layer was separated and the aqueous layer was extracted with ethyl acetate. The combined organic layer was washed with saturated CuSO₄ and brine, dried with MgSO₄, and the filtrate was concentrated *in vacuo*. The resulting substance was purified by silica gel column chromatography (1:15 ethyl acetate/hexanes) gave primary alcohol **16** (0.173 g, 0.213 mmol); Yield 64% (for 2 steps); Rotamer ratio >20:1; colorless oil; [α]_D²⁵ +8.9 (*c* 1.0, CHCl₃); IR (neat) 713, 778, 838, 1026, 1068, 1108, 1243, 1727, 2857, 2930, 3451 cm⁻¹; ¹H NMR (700 MHz, CDCl₃) δ -0.06 (s, 3H), 0.00 (s, 3H), 0.75 (s, 9H), 0.82 (m, 3H), 1.12–1.24 (m, 16H), 1.35–1.50 (m, 4H), 1.85–1.95 (m, 2H), 1.96–2.05 (m, 6H), 3.69 (dd, *J* = 11.6, 3.7 Hz, 1H), 3.73 (d, *J* = 3.7Hz, 1H), 3.96 (d, *J* = 3.0Hz, 1H), 4.23 (brs, 1H), 4.73–4.82 (m, 1H), 4.99 (d, *J* = 12.2Hz, 1H), 5.05 (d, *J* = 12.1 Hz, 1H), 5.30–5.40 (m, 2H), 5.46 (d, *J* = 6.9Hz, 1H), 5.51–5.59 (m, 1H), 5.72–5.80 (m, 1H), 7.25–7.29 (m, 5H), 7.32–7.38 (m, 2H), 7.50 (t, *J* = 7.4Hz, 1H), 7.97 (d, *J* = 7.2Hz, 2H); ¹³C NMR (175 MHz, CDCl₃) δ -4.6, 0.0, 8.3, 14.1, 18.0, 21.1, 21.3, 22.6, 25.2, 25.3, 25.8, 28.6, 29.0, 29.2, 29.3, 31.8, 32.3, 34.1, 53.7, 58.9, 60.4, 62.2, 66.8, 72.2, 72.6, 74.4, 74.8, 123.7, 128.1, 128.5, 129.8, 133.3, 136.4, 137.3, 156.0, 165.8, 170.0, 171.0; HRMS (FAB) *m/z*: [M+H]⁺ calcd for C₄₅H₇₀O₁₀NSi 812.4769, found 812.4773.

(2S,3R,4R,5S,14R,E)-5,14-Diacetoxy-4-(benzoyloxy)-2-(((benzyloxy)carbonyl)amino)-3-((tert-butylidimethylsilyl)oxy)icos-6-enoic acid (17)

Dess-Martin periodinane (29 mg, 0.069 mmol) was added to a solution of primary alcohol **16** (37.4 mg, 0.046 mmol) in CH₂Cl₂ (0.15 mL) at rt. The reaction mixture was stirred at ambient temperature for 2 h. The mixture was diluted with Et₂O then saturated NaHCO₃ (27 mg, 0.322 mmol) and Na₂S₂O₃ (88 mg, 0.354 mmol) were added then the heterogeneous mixture was stirred at rt. The transparent liquid was washed with brine, dried over MgSO₄, and concentrated *in vacuo*. The resulting substance was immediately used without further purification. 2-Methyl-2-butene (0.33 mL), NaH₂PO₄ (33.11 mg, 0.276 mmol), and NaClO₂ (24.98 mg, 0.276 mmol) were subsequently added to a solution of the aldehyde in *t*-BuOH (1.31ml) and H₂O (0.33 ml) at rt (2-methyl-2-butene/*t*-BuOH/H₂O = 1:4:1). After 2 h, the mixture was diluted with H₂O and extracted with ethyl acetate. The organic layer was washed with brine, dried over MgSO₄, and the filtrate was concentrated *in vacuo*. The resulting substance was purified by silica gel column chromatography (1:20 methanol/chloroform) gave carboxylic acid **17** (32 mg, 0.039 mmol); Yield 84% (for two steps); Rotamer ratio >20:1; colorless oil; R_f = 0.2 (1:20 methanol/chloroform); [α]_D²⁵ +4.7 (*c* 1.0, CH₃OH); IR (neat) 713, 778, 838, 1055, 1067, 1119, 1230, 1248, 1728, 2857, 2930, 3434 cm⁻¹; ¹H NMR (700 MHz, CDCl₃) δ -0.16 (s, 3H), 0.00 (s, 3H), 0.67–0.74 (m, 9H), 0.86–0.88 (m, 3H), 1.14–1.28 (m, 18H), 1.40–1.50 (m, 4H), 1.90 (brs, 2H), 2.00–2.10 (m, 3H), 2.12 (s, 3H), 4.41 (s, 1H), 4.52 (brs, 1H), 4.80–4.91 (m, 1H), 5.00–5.10 (m, 3H), 5.13 (d, *J* = 11.6Hz, 1H), 5.41 (brs, 1H), 5.69–5.78 (m, 4H), 7.25–7.31 (m, 5H), 7.33–7.45 (m, 2H), 7.50–7.60 (m, 1H), 8.02 (d, *J* = 7.4Hz, 2H); ¹³C NMR (175 MHz, CDCl₃) δ -4.6, -4.5, 0.0, 14.1, 18.0, 21.3, 22.6, 25.1, 25.3, 25.7, 28.6, 28.8, 29.2, 29.7, 31.8, 32.1, 34.1, 56.7, 66.8,

72.6, 72.9, 74.8, 75.5, 124.2, 128.1, 128.4, 129.9, 130.2, 133.1, 136.0, 136.5, 155.3, 165.9, 170.8, 171.7; HRMS (FAB) *m/z*: [M+Na]⁺ calcd for C₄₅H₆₇O₁₁NSiNa 848.4381, found 848.4386.

(2S,3R,4R,5S,14R,E)-2-Amino-3,4,5,14-tetrahydroxyicos-6-enoic acid [sphingofungin B] (2)

6N HCl (5 mL) was added to a solution of carboxylic acid **17** (76 mg, 0.092 mmol) in MeOH (5 mL) then the mixture was stirred at rt for 7 h followed by concentration *in vacuo*. 50% KOH (10 mL) was added to the solution of residue in MeOH (10 mL) then the reaction mixture was heated at 50 °C for 24 h. The reaction mixture was cooled to rt, then Amberlite IRC-76 resin was added to the solution until the pH value of the solution reached approximately 7.0. The resin was filtered and the filtrate was concentrated *in vacuo*. Further purification by silica gel column chromatography gave sphingofungin B **2** (14 mg, 0.037 mmol); Yield 40% (for two steps); white solid; mp 145–155 °C; [α]_D²⁵ -13.6 (*c* 1.0, CH₃OH); IR (neat) 1014, 1033, 1055, 1409, 1465, 1635, 2855, 2926, 3318 cm⁻¹; ¹H NMR (700 MHz, CD₃OD) δ 0.91 (t, *J* = 7.0 Hz, 3H), 1.32–1.46 (m, 20H), 2.08–2.10 (m, 2H), 3.52 (brs, 1H), 3.64 (dd, *J* = 6.5, 1.7 Hz, 1H), 3.78 (d, *J* = 4.9Hz, 1H), 4.17–4.19 (m, 2H), 5.51 (dd, *J* = 15.4, 7.4 Hz, 1H), 5.80 (dt, *J* = 14.6, 6.1 Hz, 1H); ¹³C NMR (175 MHz, CD₃OD) δ 14.5, 23.8, 26.9, 30.4, 30.5, 30.7, 30.8, 33.2, 33.6, 38.6, 61.0, 69.7, 72.6, 75.3, 76.1, 130.4, 135.7, 171.9; HRMS (FAB) *m/z*: [M+H]⁺ calcd for C₂₀H₄₀O₆N 390.2856, found 390.2854.

Acknowledgements

This research was supported by the Basic Science Research Program of the National Research Foundation of Korea (NRF), which is funded by the Ministry of Education, Science and Technology (2010-0022900, 2011-0029199) and by the Yonsung Fine Chemicals Corporation. S.H.P. also gratefully acknowledges the Global Ph.D. Fellowship Grant.

Notes and references

- ^a School of Pharmacy, Sungkyunkwan University, Suwon 440-746, Republic of Korea. Fax: 82 31 292 8800; Tel: 82 31 290 7706; E-mail: whham@skku.edu
- ^b Yonsung Fine Chemicals Co., Ltd., Hwaseong 445-944, Republic of Korea. Fax: 82 31 351 6624; Tel: 82 31 351 6622; E-mail: uncledly@skku.edu
- † Electronic Supplementary Information (ESI) available: copies of ¹H and ¹³C NMR spectra of **1**, **2**, and all new compounds, COSY and HSQC spectra of **1**, and NOESY spectra of *trans*-**6** and *cis*-**6**. See DOI: 10.1039/b000000x/
- ‡ These authors contributed equally.
- (a) Y. Mu, T. Jin, G.-W. Kim, J.-S. Kim, S.-S. Kim, Y.-S. Tian, C.-Y. Oh, W.-H. Ham, *Eur. J. Org. Chem.*, 2012, 2614–2620; (b) J.-E. Joo, V.-T. Pham, Y.-S. Tian, Y.-S. Chung, C.-Y. Oh, K.-Y. Lee, W.-H. Ham, *Org. Biomol. Chem.*, 2008, **6**, 1498–1501; (c) J.-E. Joo, K.-Y. Lee, V.-T. Pham, W.-H. Ham, *Eur. J. Org. Chem.*, 2007, 1586–1593; (d) J.-E. Joo, K.-Y. Lee, V.-T. Pham, Y.-S. Tian, W.-H. Ham, *Org. Lett.*, 2007, **9**, 3627–3630.
 - (a) T. Jin, J.-S. Kim, Y. Mu, S.-H. Park, X. Jin, J.-C. Kang, C.-Y. Oh, W.-H. Ham, *Tetrahedron*, 2014, **70**, 2570–2575; (b) G.-W. Kim, T. Jin, J.-S. Kim, S.-H. Park, K.-H. Lee, S.-S. Kim, I.-S. Myeong, W.-H. Ham, *Tetrahedron: Asymmetry*, 2014, **25**, 87–91; (c) Y. Mu, J.-Y. Kim, X. Jin, S.-H. Park, J.-E. Joo, W.-H. Ham, *Synthesis*, 2012, **44**, 2340–2346; (d) J.-Y. Kim, Y. Mu, X. Jin, S.-H. Park, V.-T. Pham, D.-K. Song, K.-Y. Lee, W.-H. Ham, *Tetrahedron*, 2011, **67**,

- 9426–9432; (e) V.-T. Pham, J.-E. Joo, K.-Y. Lee, T.-W. Kim, Y. Mu, W.-H. Ham, *Tetrahedron*, 2010, **66**, 2123–2131.
- 3 For recent reviews, see: (a) P. Compain, O. R. Martin, *Iminosugar: From Synthesis to Therapeutic Applications*; Wiley: Chichester, 2007; (b) W. Zou, *Curr. Top. Med. Chem.*, 2005, **5**, 1363–1391; (c) Y. Nishimura, *Curr. Top. Med. Chem.*, 2003, **3**, 575–591; (d) P. Compain, O. R. Martin, *Curr. Top. Med. Chem.*, 2003, **3**, 541–560; (e) T. M. Wrodnigg, *Monatsh. Chem.*, 2002, **133**, 393–426; (f) A. A. Watson, G. W. J. Fleet, N. Asano, R. J. Molyneux, R. J. Nash, *Phytochemistry*, 2001, **56**, 265–295; (g) A. E. Stütz, *Iminosugars as Glycosidase Inhibitors: Nojirimycin and Beyond*; Wiley-VCH: Weinheim, 1999.
- 4 N. Asano, H. Kuroi, K. Ikeda, H. Kizu, Y. Kameda, A. Kato, I. Adachi, A. A. Watson, R. J. Nash, G. W. J. Fleet, *Tetrahedron: Asymmetry*, 2000, **11**, 1–8.
- 5 For previous syntheses of (+)-hyacinthacine A₂, see: (a) M. Royzen, M. T. Taylor, A. DeAngelis, J. M. Fox, *Chem. Sci.* 2011, **2**, 2162–2165; (b) X.-K. Liu, S. Qiu, Y.-G. Xiang, Y.-P. Ruan, X. Zheng, P.-Q. Huang, *J. Org. Chem.*, 2011, **76**, 4952–4963; (c) C. Bonaccini, M. Chioccioli, C. Parmeggiani, F. Cardona, D. Lo Re, G. Soldaini, P. Vogel, C. Bello, A. Goti, P. Gratteri, *Eur. J. Org. Chem.*, 2010, 5574–5585; (d) W.-J. Liu, J.-L. Ye, P.-Q. Huang, *Org. Biomol. Chem.*, 2010, **8**, 2085–2091; (e) I. Delso, T. Tejero, A. Goti, P. Merino, *Tetrahedron*, 2010, **66**, 1220–1227; (f) C. Ribes, E. Falomir, M. Carda, J. A. Marco, *Tetrahedron*, 2009, **65**, 6965–6971; (g) P. Dewi-Wülfing, S. Blechert, *Eur. J. Org. Chem.*, 2006, 1852–1856; (h) S. Desvergnès, S. Py, Y. Vallée, *J. Org. Chem.*, 2005, **70**, 1459–1462; (i) I. Izquierdo, M. T. Plaza, F. Franco, *Tetrahedron: Asymmetry*, 2003, **14**, 3933–3935; (j) F. Cardona, E. Faggi, F. Liguori, M. Cacciarini, A. Goti, *Tetrahedron Lett.*, 2003, **44**, 2315–2318; (k) L. Rambaud, P. Compain, O. R. Martin, *Tetrahedron: Asymmetry*, 2001, **12**, 1807–1809.
- 6 For previous syntheses of (–)-hyacinthacine A₂, see: (a) E. A. Brock, S. G. Davies, J. A. Lee, P. M. Roberts, J. E. Thomson, *Org. Biomol. Chem.*, 2013, **11**, 3187–3202; (b) J. Calveras, J. Casas, T. Parella, J. Joglar, P. Clapés, *Adv. Synth. Catal.*, 2007, **349**, 1661–1666.
- 7 For recent reviews, see: (a) H.-S. Byun, X. Lu, R. Bittman, *Synthesis*, 2006, 2447–2474; (b) J. Liao, J. Tao, G. Lin, D. Liu, *Tetrahedron*, 2005, **61**, 4715–4733; (c) S. H. Kang, S. Y. Kang, H.-S. Lee, A. J. Buglass, *Chem. Rev.*, 2005, **105**, 4537–4558; (d) Y. Ohfuné, T. Shinada, *Eur. J. Org. Chem.*, 2005, 5127–5143; (e) M. Brunner, A. M. P. Koskinen, *Curr. Org. Chem.*, 2004, **8**, 1629–1645.
- 8 (a) F. VanMiddlesworth, R. A. Giacobbe, M. Lopez, G. Garrity, J. A. Bland, K. Bartizal, R. A. Fromtling, J. Polishook, M. Zweerink, A. M. Edison, W. Rozdilsky, K. E. Wilson, R. L. Monaghan, *J. Antibiot.*, 1992, **45**, 861; (b) F. VanMiddlesworth, C. Dufresne, F. E. Wincott, R. T. Mosley, K. E. Wilson, *Tetrahedron Lett.*, 1992, **33**, 297–300.
- 9 For previous syntheses of sphingofungin B, see: (a) S. Kobayashi, T. Furuta, *Tetrahedron*, 1998, **54**, 10275–10294; (b) S. Kobayashi, T. Furuta, T. Hayashi, M. Nishijima, K. Hanada, *J. Am. Chem. Soc.*, 1998, **120**, 908–919; (c) S. Kobayashi, T. Hayashi, S. Iwamoto, T. Furuta, M. Matsumura, *Synlett*, 1996, 672–674.
- 10 For previous syntheses of sphingofungin D, see: (a) K. Otaka, K. Mori, *Eur. J. Org. Chem.*, 1999, 1795–1802; (b) N. Chida, H. Ikemoto, A. Noguchi, S. Amano, S. Ogawa, *Nat. Prod. Lett.*, 1995, **6**, 295–302; (c) K. Mori, K. Otaka, *Tetrahedron Lett.*, 1994, **35**, 9207–9210.
- 11 For previous syntheses of sphingofungin E, see: (a) K. Ikeuchi, M. Hayashi, T. Yamamoto, M. Inai, T. Asakawa, Y. Hamashima, T. Kan, *Eur. J. Org. Chem.*, 2013, 6789–6792; (b) M. Martinková, J. Gonda, J. Š. Raschmanová, M. Slaninková, J. Kuchár, *Carbohydr. Res.*, 2010, **345**, 2427–2437; (c) B. Wang, G.-Q. Lin, *Eur. J. Org. Chem.*, 2009, 5038–5046; (d) C. J. Hayes, D. M. Bradley, N. M. Thomson, *J. Org. Chem.*, 2006, **71**, 2661–2665; (e) T. Oishi, K. Ando, K. Inomiya, H. Sato, M. Iida, N. Chida, *Bull. Chem. Soc. Jpn.*, 2002, **75**, 1927–1947; (f) T. Oishi, K. Ando, K. Inomiya, H. Sato, M. Iida, N. Chida, *Org. Lett.*, 2002, **4**, 151–154; (g) T. Nakamura, M. Shiozaki, *Tetrahedron*, 2002, **58**, 8779–8791; (h) B. M. Trost, C. Lee, *J. Am. Chem. Soc.*, 2001, **123**, 12191–12201; (i) T. Nakamura, M. Shiozaki, *Tetrahedron Lett.*, 2001, **42**, 2701–2704; (j) B. Wang, X.-M. Yu, G.-Q. Lin, *Synlett*, 2001, 904–906.
- 12 For previous syntheses of sphingofungin F, see: (a) Y.-C. Luo, H.-H. Zhang, Y. Wang, P.-F. Xu, *Acc. Chem. Res.*, 2010, **43**, 1317–1330; (b) F.-F. Gan, S.-B. Yang, Y.-C. Luo, W.-B. Yang, P.-F. Xu, *J. Org. Chem.*, 2010, **75**, 2737–2740; (c) see Ref. 11c; (d) M. Li, A. Wu, *Synlett*, 2006, 2985–2988; (e) K.-Y. Lee, C.-Y. Oh, W.-H. Ham, *Org. Lett.*, 2002, **4**, 4403–4405; (f) see Ref. 11h; (g) D.-G. Liu, B. Wang, G.-Q. Lin, *J. Org. Chem.*, 2000, **65**, 9114–9119; (h) see Ref. 9a; (i) B. M. Trost, C. B. Lee, *J. Am. Chem. Soc.*, 1998, **120**, 6818–6819; (j) S. Kobayashi, M. Matsumura, T. Furuta, T. Hayashi, S. Iwamoto, *Synlett*, 1997, 301–303.
- 13 For previous syntheses of myriocin, see: (a) M. Inai, T. Goto, T. Furuta, T. Wakimoto, T. Kan, *Tetrahedron: Asymmetry*, 2008, **19**, 2771–2773; (b) M. C. Jones, S. P. Marsden, *Org. Lett.*, 2008, **10**, 4125–4128; (c) K.-Y. Lee, C.-Y. Oh, Y.-H. Kim, J.-E. Joo, W.-H. Ham, *Tetrahedron Lett.*, 2002, **43**, 9361–9363 and references cited therein; (d) see Ref. 11e; (e) T. Oishi, K. Ando, N. Chida, *Chem. Commun.*, 2001, 1932–1933.
- 14 For previous syntheses of mycetericin A, see: (a) H. Yamanaka, K. Sato, H. Sato, M. Iida, T. Oishi, N. Chida, *Tetrahedron*, 2009, **65**, 9188–9201; (b) H. Sato, K. Sato, M. Iida, H. Yamanaka, T. Oishi, N. Chida, *Tetrahedron Lett.*, 2008, **49**, 1943–1947.
- 15 For previous synthesis of mycetericin C, see: S. Sakamoto, N. Kazumi, Y. Kobayashi, C. Tsukano, Y. Takemoto, *Org. Lett.*, 2014, **16**, 4758–4761.
- 16 For reviews, see: (a) A. Mengel, O. Reiser, *Chem. Rev.*, 1999, **99**, 1191–1223; (b) M. T. Reetz, *Chem. Rev.*, 1999, **99**, 1121–1162; (c) M. T. Reetz, *Angew. Chem. Int. Ed. Engl.*, 1991, **30**, 1531–1546; (d) J. Jurczak, A. Gołębiowski, *Chem. Rev.*, 1989, **89**, 149–164; (e) M. T. Reetz, *Angew. Chem. Int. Ed. Engl.*, 1984, **23**, 556–569.
- 17 R. S. Coleman, A. J. Carpenter, *Tetrahedron Lett.*, 1992, **33**, 1697–1700.
- 18 T. Fujisawa, Y. Ukaji, M. Funabora, M. Yamashita, T. Sato, *Bull. Chem. Soc. Jpn.*, 1990, **63**, 1894–1897.
- 19 G. Boireau, A. Deberly, D. Abenhaim, *Tetrahedron*, 1989, **45**, 5837–5844.
- 20 S. Kobayashi, P. Das, G. X. Wang, T. Mita, M. J. Lear, M. Hiram, *Chem. Lett.*, 2002, 300–301.
- 21 (a) M. Asami, R. Kimura, *Chem. Lett.*, 1985, 1221–1222; (b) M. Asami, T. Mukaiyama, *Chem. Lett.*, 1983, 93–96.
- 22 R. Bloch, L. Gilbert, *Tetrahedron Lett.*, 1987, **28**, 423–426.
- 23 G. E. Keck, M. B. Andrus, D. R. Romer, *J. Org. Chem.*, 1991, **56**, 417–420.
- 24 J. Mulzer, C. Pietschmann, *J. Org. Chem.*, 1997, **62**, 3938–3943.
- 115 25 “Although the actual role of ZnBr₂ is not clear at present” by Asami (Ref. 21a, p.1222), “its generality is unknown” by Reetz (Ref. 16e, p.562), “although the actual stereochemical course is still an open question” by Fujisawa (Ref. 18, p.1895), “argues further against simple chelation model” by Coleman (Ref. 17, p.1698), and “the actual role of Ti(OiPr)₄ in our case... in THF is still a matter of debate” by Hiram (Ref. 20, p.301).
- 26 (a) J. L. von dem Bussche-Hünnefeld, D. Seebach, *Tetrahedron*, 1992, **48**, 5719–5730; (b) D. Seebach, L. Behrendt, D. Felix, *Angew. Chem. Int. Ed. Engl.*, 1991, **30**, 1008–1009.
- 125 27 I. Izquierdo, M. T. Plaza, R. Robles, F. Franco, *Tetrahedron: Asymmetry*, 2001, **12**, 2481–2487.