

# Organic & Biomolecular Chemistry

Accepted Manuscript



This is an *Accepted Manuscript*, which has been through the Royal Society of Chemistry peer review process and has been accepted for publication.

*Accepted Manuscripts* are published online shortly after acceptance, before technical editing, formatting and proof reading. Using this free service, authors can make their results available to the community, in citable form, before we publish the edited article. We will replace this *Accepted Manuscript* with the edited and formatted *Advance Article* as soon as it is available.

You can find more information about *Accepted Manuscripts* in the [Information for Authors](#).

Please note that technical editing may introduce minor changes to the text and/or graphics, which may alter content. The journal's standard [Terms & Conditions](#) and the [Ethical guidelines](#) still apply. In no event shall the Royal Society of Chemistry be held responsible for any errors or omissions in this *Accepted Manuscript* or any consequences arising from the use of any information it contains.

## Anatomy of Gold Catalysts: Facts and Myths

Cite this: DOI: 10.1039/x0xx00000x

Beatrice Ranieri,<sup>a</sup> Imma Escofet,<sup>a</sup> and Antonio M. Echavarren<sup>\*a,b</sup>

This perspective reviews the main types of gold(I) complexes used as precatalysts under homogeneous conditions in organic synthesis and discusses the different ways of catalyst activation as well as ligand, silver, and anion effects.

Received 00th January 2012,  
Accepted 00th January 2012

DOI: 10.1039/x0xx00000x

www.rsc.org/

### 1. Introduction

Although a few reports were already published in the thirties on the chlorination of arenes catalysed or mediated by AuCl and AuCl<sub>3</sub>,<sup>1,2</sup> the first important application of gold(I) complexes in homogeneous catalysis, namely the formation of acetals by addition of methanol to alkynes, was reported by the group of Teles less than 20 years ago.<sup>3</sup> Since then, homogeneous gold catalysis has seen an almost exponential growth leading to the development of many synthetic transformations<sup>4</sup> of considerable importance for the build up of complex molecular systems.<sup>5</sup>

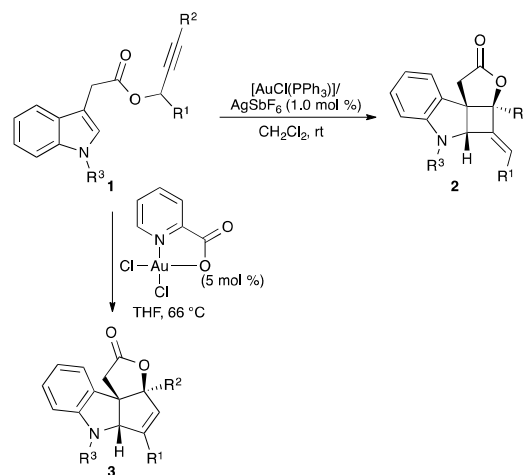
Although much is known on the basic mechanisms for the activation of unsaturated functional groups, such as alkynes and allenes,<sup>6</sup> there is still a need to more clearly understand the mechanisms of reactions catalysed by gold(I) and gold(III) in order to develop more efficient and selective transformations. This is particularly important in the case of enantioselective gold catalysis, an area in which very little rational design has been reported to date. Furthermore, most of the gold-catalysed reactions are carried out by using stable linear dicoordinated chloride gold(I) complexes [LAuCl], where L is a phosphine or other donating ligand, which are precatalysts that have to be activated by chloride abstraction, leading to species that are often formulated as monocoordinated [LAu]<sup>+</sup> complexes. However, no structural proof for the existence of these coordinatively unsaturated d<sup>12</sup> electron species has been yet obtained.

There is also some confusion regarding the particular role of silver(I) salts, often used as co-catalysts, which has led to invoke the so-called “silver effects” in gold(I) catalysis.

This perspective reviews, mainly from a personal experience, known facts and discusses some “myths” on ligand and counterion effects<sup>7</sup> on gold catalysis, as well as the different activation modes commonly used to generate active species from stable precatalyst.

### 2. Gold(I) vs. gold(III) catalysis

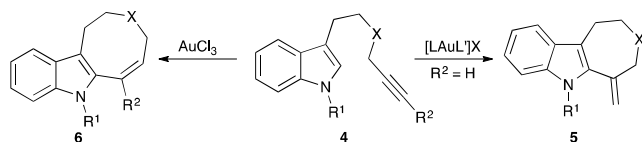
Most gold-catalysed reactions rely on the use of stable gold(I) precatalysts, whereas gold(III) complexes have been less explored.<sup>8</sup> Switching from gold(I) to gold(III) can have a profound effect, even leading to divergent reaction pathways. This is well exemplified in the reaction of indole **1** with [(PPh<sub>3</sub>)AuCl] in the presence of AgSbF<sub>6</sub>, which leads to indolenine-fused cyclobutane **2** by a formal [2+2] cycloaddition between the indole and an allene formed *in situ*, whereas the use of dichloro(pyridine-2-carboxylato)gold(III) gave **3**, a product of a [3+2] cycloaddition (Scheme 1).<sup>9</sup>



**Scheme 1** Reactivity of gold(I) versus gold(III) in the cyclisation of indole **1**.

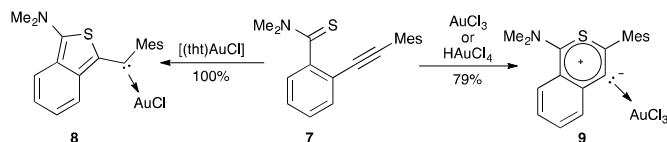
A dramatic effect in the reaction outcome was also found in the cyclisation of alkyne-substituted indoles **4** (Scheme 2).<sup>10</sup> By using gold(I) catalysts, a 7-*exo-dig* cyclisation lead to **5**, whereas AuCl<sub>3</sub> gave indoloazocines **6** by a formal 8-*endo-dig* cyclisation. Here, it is important to note that the AuCl also

provided indoloazocines **6**, although the isolated yields were slightly lower. This suggests that chloride as the ligand, more than the oxidation state of the actual catalytic species, is responsible for this change in the cyclisation mode, which has also been observed in the cycloisomerisation of alkynyl cycloheptatrienes.<sup>11</sup>



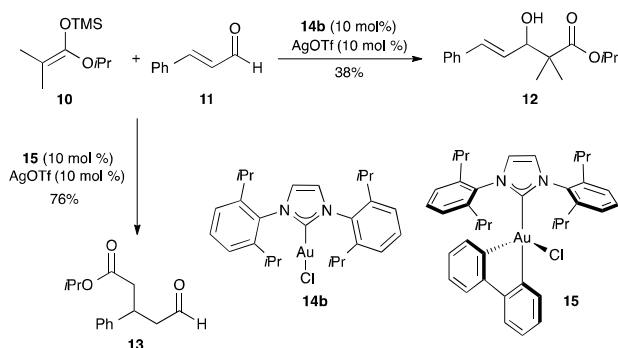
**Scheme 2** Formation of seven- and eight-membered indole-fused rings using gold(I) and gold(III).

Divergent cyclisation modes were also observed by treating the alkynyl benzothioamide **7** with gold(I) or gold(III), leading to acyclic (aryl)(heteroaryl)carbene gold complex **8** or mesoionic carbene complex **9** respectively (Scheme 3).<sup>12</sup>



**Scheme 3** Formation of carbenes promoted by gold(I) and gold(III) by 5-*exo-dig* or 6-*endo-dig* ring closure.

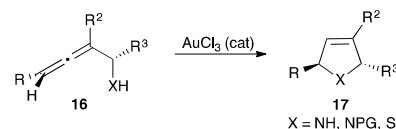
The different reactivity found in the reaction between ketene acetal **10** and cinnamaldehyde **11** depending on the oxidation state of the gold catalyst is significant (Scheme 4).<sup>13</sup> Thus, whereas NHC-gold(I) **14b** activated by AgOTf promotes the formation of Mukaiyama aldol product **12** by a 1,2-addition, new gold(III) complex **15** leads to the products of 1,4-addition **13**, in a Mukaiyama-Michael reaction.



**Scheme 4** Different reactivity of NHC gold(I) and gold(III) complexes.

In many cases, it is clear that gold(III) salts act as precatalysts that are reduced *in situ* to gold(I),<sup>14</sup> as in the cycloisomerization of  $\alpha$ -amino and  $\alpha$ -thioallenes **16** to the corresponding 3-pyrrolines and 2,5-dihydrothiophenes **17**, which is most likely catalysed by gold(I) (Scheme 5).<sup>14b,c</sup> The reduction of gold(III) salts to gold(I) takes place with a variety of easily oxidized

functional groups, including alcohols<sup>15</sup> and can also take place by a photoinduced electron transfer process.<sup>16</sup>



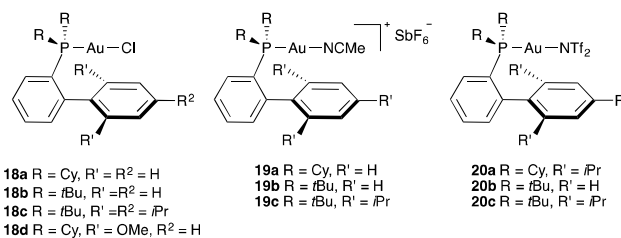
**Scheme 5** Gold(III) as precatalyst in cycloisomerization of  $\alpha$ -amino and  $\alpha$ -thioallenes.

In this context, it may be important to recall that gold(III) salts react with water to form aquo complexes that are Brønsted acids.<sup>17</sup> Cationic gold(I) complexes also coordinate with water<sup>18</sup> or alcohols<sup>19</sup> to form [LAu(ROH)]<sup>+</sup> species, or related dinuclear complexes, in which the Lewis acid significantly enhances the Brønsted acidity of ROH.

### 3 Gold(I) precatalysts

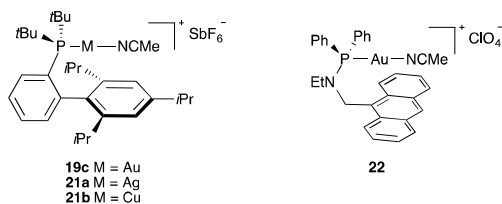
In the early years of gold catalysis, gold(I) as well as gold(III) were mainly used as the chloride salts. However, it was soon realised that ligands play a fundamental role in modulating the reactivity of gold(I) catalysts in the activation of alkynes, allenes, and alkenes.<sup>4,5,6</sup> In many cases, the careful choice of the ligand is essential to achieve the desired reactivity.

The vast majority of gold(I) complexes show a linear dicoordination,<sup>20</sup> although higher coordination numbers (3 or 4) are also possible.<sup>21</sup> In general, gold(I) complexes with donating ligands that are sterically hindered are the most useful catalysts. Although many phosphine-gold(I) complexes have been prepared,<sup>22</sup> probably the most successful are complexes of commercially available bulky dialkyl biphenyl phosphines, a type of ligands that were initially developed for Pd-catalysed C-C and C-X cross-coupling reactions.<sup>23</sup> Thus, gold(I) complexes such as **18a-d**<sup>24</sup> are very common precatalysts that need to be activated by chloride abstraction with a silver salt to generate active catalysts. Cationic complexes **19a-c** are obtained as stable white salts and are often more convenient catalysts since reactions can be carried out in the absence of silver(I) salts.<sup>25</sup> These complexes bear acetonitrile as a relatively weak coordinating ligand, which has to be replaced by the reactive substrate via  $\pi$ -coordination to enter the productive catalytic cycles. Closely related complexes **20a-c** with weakly coordinating bis(trifluoromethanesulfonyl)amide ligand show similar reactivity (Figure 1).<sup>26</sup>



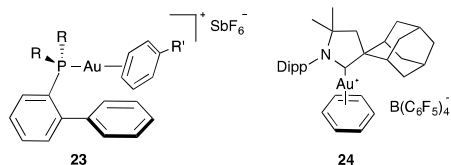
**Figure 1** Gold(I) complexes **18-20** with dialkyl biphenyl phosphine ligands.

The possible existence of a stabilizing arene-gold(I) interaction in complexes **18-20** was studied by comparing the structure of complex **19c** with isoleptic silver(I) and copper(I) complexes **21a-b** (Figure 2).<sup>27</sup> As expected, the metal-ligand distances decrease in the order Ag > Au > Cu. More interesting is the very significant difference that was observed in the P-M-NCMe angles, from an almost linear coordination for gold(I) complex **19c** (173.1°) to more bent structures for silver and copper complexes **21a** (168.0°) and **21b** (148.8°). Moreover, the closest metal-arene distance for **19c** was much larger (3.04 Å) than that in the **21a** (2.89 Å) or **21b** (2.48 Å), the latest two values being characteristic of significant metal-arene interactions. Additional theoretical studies confirmed that in the case of gold(I) complexes of type **19**, the metal centre does not interact significantly with the closest arene ring.<sup>27</sup> Complex **22** and related anthracene complexes show closest Au-arene distances between 2.96 and 3.246 Å,<sup>28</sup> much longer than those found in well-characterized arene-gold(I) complexes. Very weak interactions were observed in a gold(I) complex with a complex related to **19c** but with a pyrimidinium betaine at the ortho position.<sup>29</sup>



**Figure 2** Isoleptic gold(I), silver(I) and copper(I) complexes **19c**, and **21a-b** and complex **22**.

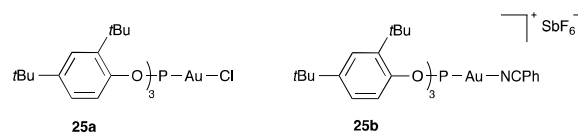
Well-characterized gold(I)-arene complexes have been found to have the usual linear coordination around gold(I). Thus, cationic  $\eta^1/\eta^2$  complexes of type **23** were prepared by exchange of the acetonitrile ligand in complexes of type **19** in an aromatic solvent and were shown to have the shortest Au-arene distances (2.20–2.24 Å) (Scheme 6).<sup>25,27</sup> A similar benzene complex **24** with a sterically demanding cyclic (alkyl)(amino)carbene showed slightly longer Au-arene distances (2.32–2.34 Å).<sup>30</sup>



**Scheme 6** Arene-gold(I) complexes.

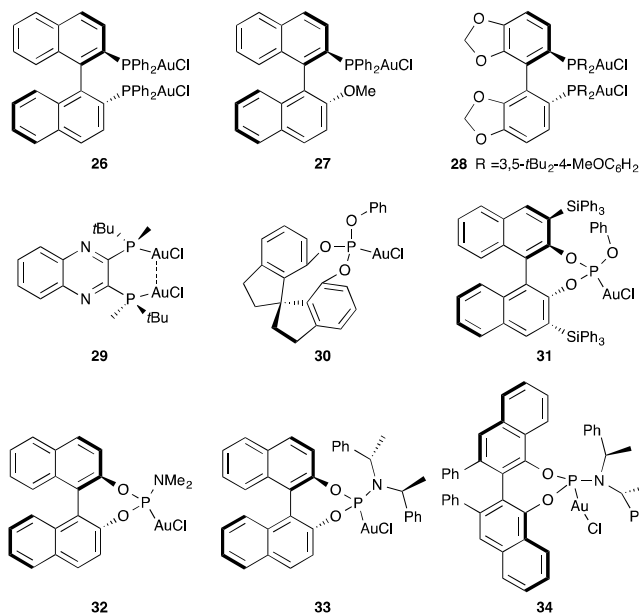
The highest electrophilicity is achieved with gold(I) complexes such as **25a-b** with less donating phosphite ligands (Figure 3).<sup>31</sup> Although less commonly employed, these complexes proved to be far superior to phosphine and NHC-derived gold catalysts for the activation of the less reactive substrates and to enhance the carbocationic character of the reactive intermediates in the

addition of C-nucleophiles of 1,6-enynes<sup>32</sup> and in other processes.<sup>33,34,35,36,37</sup> Other related highly electrophilic complexes have also been developed.<sup>38,39</sup>



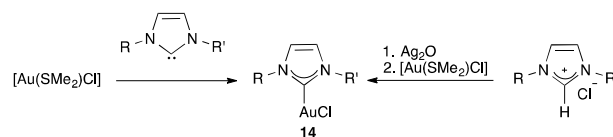
**Figure 3** Phosphite gold(I) complexes.

A variety of chiral mono- and dinuclear phosphine, phosphite, and phosphoramidite gold complexes **26-34** have been developed for the enantioselective activation of alkynes and allenes (Figure 4).<sup>40,41,42,43,44,45,46,47,48,49,50,51,52,53,54</sup>



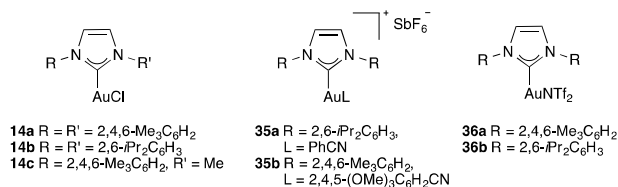
**Figure 4** Representative chiral gold(I) complexes used in enantioselective catalysis.

Another important class of gold(I) catalysts bears N-heterocyclic carbenes (NHC), which are two-electron donor bulky ligands with strong  $\sigma$ -donating properties. Gold(I) complexes with highly donating NHC ligands are usually less electrophilic than those with less-electron-donating phosphine ligands, which makes these catalysts more selective in many transformations.<sup>55,56</sup> Complexes of type [(NHC)AuCl] (**14**) can be prepared from the free carbenes<sup>57</sup> or via the corresponding silver(I) complexes by transmetalation<sup>58</sup> (Scheme 7). Recently a more direct method of synthesis of complexes **14** has been developed from imidazolium salts, which bypasses the preparation of free carbenes by using  $K_2CO_3$  as the base.<sup>59</sup>



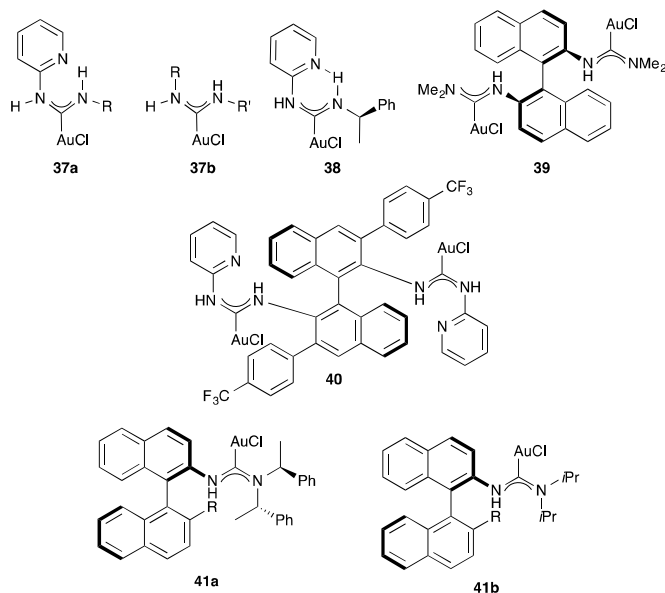
**Scheme 7** Preparation of complexes [(NHC)AuCl].

By using these procedures, many stable cationic NHC complexes have been prepared.<sup>55,60</sup> In particular, cationic complexes such as **35a-b**,<sup>32</sup> and IPr or IMes neutral complexes with NTF<sub>2</sub> ligand **36a-b**<sup>61</sup> have found widespread applications in homogeneous gold(I)-catalysis (Figure 5).<sup>62</sup> It is important to recall that the first application of NHC-gold(I) complexes in catalysis was already reported in 2003 by Herrmann and co-workers, who showed that one of this complexes was moderately active in the hydration of 3-hexyne to form ketone 3-hexanone.<sup>63</sup>



**Figure 5** Representative N-heterocyclic carbene gold(I) complexes.

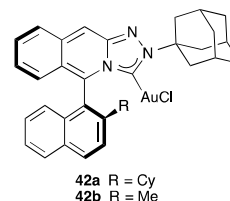
Complexes **37a-b** with nitrogen acyclic gold(I) carbenes (NAC), readily prepared by the addition of amines to isocyanide gold(I) complexes, have also been prepared and used in catalysis.<sup>64,65</sup> Rotational barriers around the NAC-gold(I) bond have been used to determine the extent of  $\pi$ -back donation of a series of X and L ligands in [(NAC)AuX] and [(NAC)AuL]<sup>+</sup>X<sup>-</sup> complexes.<sup>66</sup> Chiral complexes **38-41** have also been applied for several gold(I)-catalysed enantioselective transformations (Figure 6).<sup>67,68,69,70</sup>



**Figure 6** Acyclic N-heterocyclic carbene gold(I) complexes.

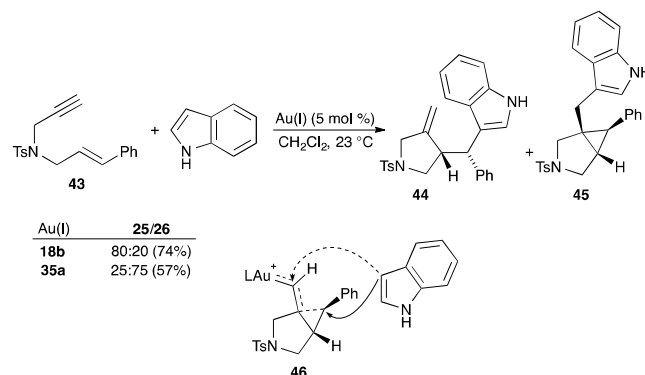
An interesting class of chiral gold(I) carbene complexes is represented by **42a-b** with axially chiral triazoloisoquinolin-3-ylidene ligands, which have been applied in the enantioselective [2+2] cycloaddition of allenamides with dienes (Figure 7).<sup>71</sup> Similarly, other axially chiral NHC-Au(I) complexes have been developed and applied to the asymmetric

acetoxycyclization and symmetric oxidative rearrangement of 1,6-enynes.<sup>72</sup>



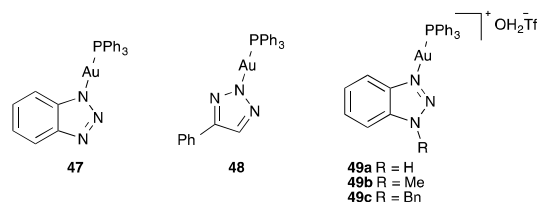
**Figure 7** Acyclic N-heterocyclic carbene gold(I) complexes.

There are numerous instances in which the selectivity of the reaction can be controlled by the ligand on gold.<sup>4</sup> In a particularly illustrative example, the attack of indole to 1,6-enyne **43** was found to give two adducts **44** and **45** in ratios dependent on the gold(I) complex used as the catalyst (Scheme 8).<sup>32</sup> Adduct **44** became the major product when phosphine gold(I) complex **18b** was used, whereas **45** was the major one with complex **35a** with IPr as the ligand. This different reactivity can be explained by the attack of indole onto the carbene centre of intermediate **46**, which has a carbene-like character due to the higher electron-donating ability of the NHC ligand, while the corresponding intermediate with a phosphine ligand formed using catalyst **18b** possesses a more carbocationic-like character, favouring attack at the benzylic position.



**Scheme 8** Change in the reaction outcome due to different ligands.

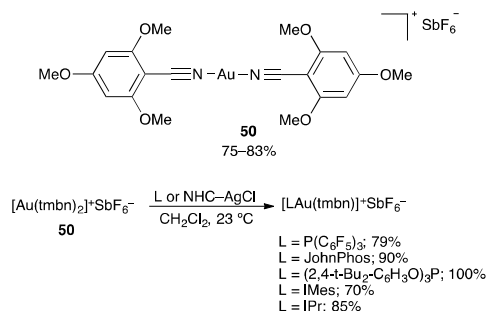
Triazole gold(I) complexes **47-49** were recently introduced as thermally stable catalysts<sup>73</sup> applied for a variety of synthetic applications<sup>74</sup> (Figure 8).



**Figure 8** Triazole gold(I) complexes.

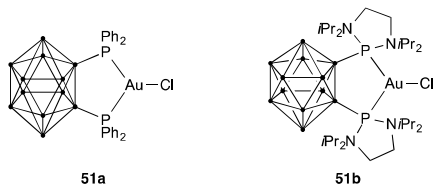
A multipurpose gold(I) precatalyst [Au(tmbn)<sub>2</sub>](SbF<sub>6</sub>) **50** has been developed with the electron-donating nitrile 2,4,6-trimethoxybenzonitrile as ligand (tmbn) (Scheme 9).<sup>75</sup> A

variety of active catalysts  $[\text{LAu}(\text{tmbn})]\text{SbF}_6^-$  and  $[(\text{L-L})\text{Au}_2(\text{tmbn})_2](\text{SbF}_6^-)$  were readily prepared from air-stable precursor **50** by simple ligand substitution with mono- and bidentate ligands. Recently the ( $\eta^2$ -alkyne) complex  $\eta^2$ -alkyne gold(I) complex  $[(\text{Ph}_3\text{P})\text{Au}(\text{tBuC}\equiv\text{CtBu})]\text{SbF}_6^-$ , has been used as a catalyst in some gold-catalysed transformations.<sup>76</sup>



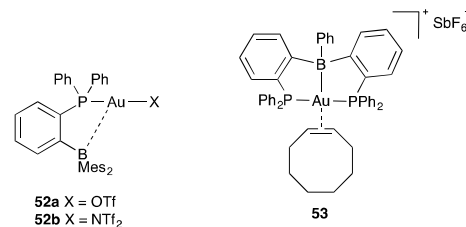
**Scheme 9** Precatalyst  $[\text{Au}(\text{tmbn})_2](\text{SbF}_6^-)$  and generation of active catalysts  $[\text{LAu}(\text{tmbn})]\text{SbF}_6^-$ .

All the above-mentioned precatalysts for the activation of alkynes and other unsaturated functional groups are linear dicoordinated chloride gold(I) complexes  $[\text{LAuCl}]$ . An interesting different class of tricoordinated gold(I) complexes **51a-b** with *o*-carborane diphosphines has been reported by the group of Bourissou (Figure 9).<sup>77</sup> Although the application of these complexes for the activation of alkynes has not been reported, these complexes undergo facile oxidative addition with aryl iodides in the presence of  $\text{GaCl}_3$  or  $\text{AgNTf}_2$ ,<sup>77a</sup> a reaction that does not take place with linear complexes  $[\text{LAuCl}]$ .<sup>78</sup> Bulky P,N-ligands such as 4-(2-(diadamantylphosphanyl)phenyl)morpholine (Mor-Dalphos) have also been proposed to act as bidentate ligands in certain gold(I)-catalysed reactions.<sup>79</sup>



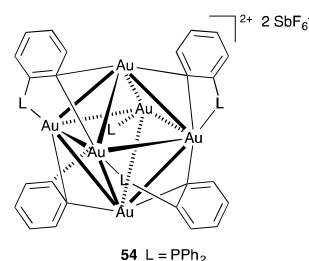
**Figure 9** Tricoordinated gold(I) complexes with *o*-carborane diphosphines.

Complexes **52a-b** have been shown to be more catalytically active than Johnphos gold(I) complex **19b** in the intramolecular [4+2] cycloaddition of arylalkynes with alkenes (Figure 10).<sup>80</sup> These complexes have a Z-type boryl ligand, although the Au-B bond distances in the solid state (3.55–3.62 Å) indicate that this interaction is weak. Complex **53** with another Z-type boryl ligand is also catalytically active in the cyclisation of enynes.<sup>81</sup> In this last case, presumably a stronger interaction exists, as shown in the parent neutral complex with chloride ligand, which displays a much shorter Au-B bond distance (2.34 Å).



**Figure 10** Tricoordinated gold(I) complexes with *o*-carborane diphosphines.

Interestingly, a hexanuclear gold(I) cluster **54** supported by only four phosphine ligands has been also found to be able to activate a variety of alkynyl substrates (Figure 11).<sup>80</sup>



**Figure 11** Catalytically active hexanuclear gold(I) cluster.

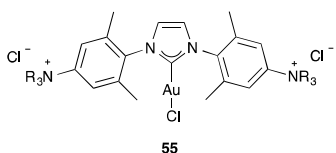
### 3 Ligand substitution and activation of gold(I) complexes

Linear dicoordinated gold(I) complexes  $[\text{LAuX}]$  undergo ligand substitutions by associative mechanisms,<sup>82,83,84,85,86,87,88</sup> an aspect that is often overlooked in mechanistic discussions. The alternative dissociative processes would generate a coordinatively unsaturated  $[\text{LAu}]^+$  cation, which is unlikely under mild conditions. Thus, for example, high energies of activation (78–82  $\text{kcal}\cdot\text{mol}^{-1}$ ) have been calculated for chloride dissociation in a series of  $[(\text{NHC})\text{AuCl}]$  complexes.<sup>89</sup>

In general, commonly used linear dicoordinated chloride gold(I) complexes  $[\text{LAuCl}]$  are poorly reactive in reactions towards unsaturated substrates and require activation by a silver(I) salt to form insoluble  $\text{AgCl}$ .<sup>90</sup> There are however instances in which direct dissociation of chloride anion has been claimed to take place from  $[\text{LAuCl}]$ , although neither structural nor kinetic evidence has yet been provided. Thus, a recent report describes the hydration of terminal alkynes with  $[(\text{IPr})\text{AuCl}]$  and related complexes catalysts taken place at 110–120 °C for 6–12 h in  $\text{MeOH-H}_2\text{O}$ .<sup>91</sup> However, it is important to remind that the hydration and the analogous alkoxy cyclisation of alkynes take place under much milder conditions from complexes  $[\text{LAuX}]$  with less strongly coordinating anions such as tosylates, triflate, or triflimide.<sup>92,93,94</sup>

It is also somewhat puzzling that ammonium salt-tagged  $[(\text{NHC})\text{AuCl}]$  complexes **55** (Figure 12), which are water soluble, are catalytically active in the cyclisation of hydroxy allenes despite the presence of strongly coordination chloride anion as the ligand.<sup>95</sup> Under very high concentrations inside self-assembled nanospheres,  $[\text{LAuCl}]$  complexes have also

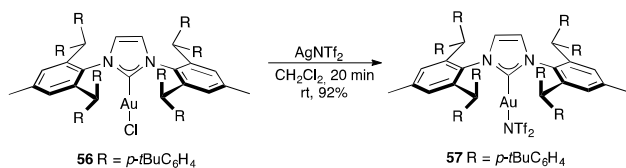
been found to catalyse the intramolecular addition of alcohol to an allene to form a dihydrofuran and the single-cleavage rearrangement of a 1,6-enyne.<sup>96</sup>



**Figure 12** Ammonium salt-tagged NHC-gold(I) complexes.

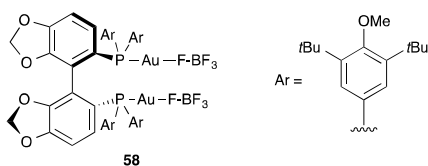
Although the structure of most complexes used in homogeneous gold(I) catalysis has been determined by X-ray diffraction, still some uncertainties remain on the structure of the actual catalytically active species that are generated *in situ* by chloride abstraction using different silver salts. This is particularly important in the case of chiral binuclear complexes, where the mono- or dicationic species can actually lead to very different enantioselectivities.<sup>41</sup>

Even in a very crowded environment, reaction of complex **56** with a very bulky NHC ligand (IPr\*\*) reacts with AgNTf<sub>2</sub> to form neutral species **57** with covalently bound triflimide ligand (Scheme 10).<sup>97</sup> However, a coordinatively unsaturated species [LAu]<sup>+</sup>BAR<sub>4</sub><sup>-</sup> was proposed to be formed upon treatment of complex **56** with NaBAR<sub>4</sub><sup>-</sup> although no structural proof was given for the resulting cationic species.<sup>98</sup>



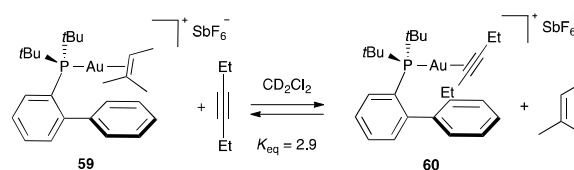
**Scheme 10** Complex **56** with very bulky IPr\*\* ligand and complex **57**.

In this regard, it is important to mention the structure of dicationic digold(I) complex **58**, which was shown to have a covalent structure with the tetrafluoroborate anions bound to the gold(I) centres (Au-F bond distances of approximately 2.1 Å) (Figure 13).<sup>53</sup> The same structure was retained in solution for **58** and the corresponding bis-perchlorate complex according to DOSY <sup>1</sup>H NMR experiments. This result is rather significant, considering that in the series [R<sub>3</sub>PAu-X], tetrafluoroborate was found to have the lowest dissociation energy: CF<sub>3</sub>CO<sub>2</sub><sup>-</sup> > Cl<sup>-</sup> > NO<sub>3</sub><sup>-</sup> > TsO<sup>-</sup> > TfO<sup>-</sup> > BF<sub>4</sub><sup>-</sup>,<sup>99</sup> which points to related covalent structures for many related species that are often formulated as ionic species [LAu]<sup>+</sup>X<sup>-</sup> without structural proof.



**Figure 13** Structure of dicationic complex with tetrafluoroborate anions.

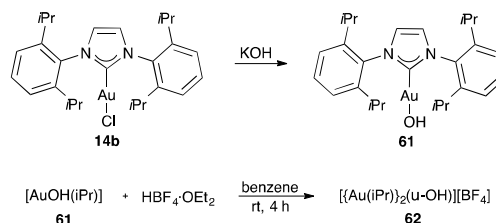
Ligand exchange in well-characterized η<sup>2</sup>-alkyne-,<sup>100,101</sup> η<sup>2</sup>-alkene-,<sup>102,103,104</sup> η<sup>2</sup>-(1,3-diene)-,<sup>105</sup> and η<sup>2</sup>-allene-gold(I) complexes<sup>106,107</sup> takes place by associative mechanisms. Equilibrium constants for ligand substitution in several synthetically important phosphine and NHC gold(I) complexes have been determined in solution.<sup>108</sup> In solution, both alkenes and alkynes coordinate to gold(I), although alkynes are always selective activated under homogeneous conditions. This high selectivity for alkynes (alkynophilicity) has mainly a kinetic origin, driven by the very low LUMO of the coordinated triple carbon-carbon bond.<sup>109</sup> In general, alkynes coordinate more tightly to gold(I) than do alkenes as shown in the equilibrium between complexes **59** and **60** (Scheme 11), although the differences in binding affinities are low.<sup>100a,110</sup>



**Scheme 11** Ligand substitution in dialkyl biphenyl phosphine gold(I) complexes.

In catalytic cycloisomerizations of 1,6-enynes, the kinetic data are also consistent with associative ligand substitution between [LAu(product)]<sup>+</sup> and [LAu(substrate)]<sup>+</sup> being the rate-determining step.<sup>111</sup>

Cationic gold(I) species have also been generated by protonolysis of the Au-Me bond in [LAu(Me)] complexes with a strong acid such as methanesulfonic acid, fluoroboric acid, trifluoroacetic acid, or phosphotungstic acid.<sup>112,113</sup> However, it is important to mention that the strong Brønsted acids are not innocent in the presence of alkynes and other unsaturated functional groups and could therefore lead to undesired side reactions. As an alternative, monomeric gold(I) hydroxide complex [(IPr)AuOH] **61**, obtained by treating neutral complex [(IPr)AuCl] **14b** with KOH,<sup>114</sup> can be activated in the presence of Brønsted acids to form cationic dinuclear hydroxygold(I) complex **62** (Scheme 12).

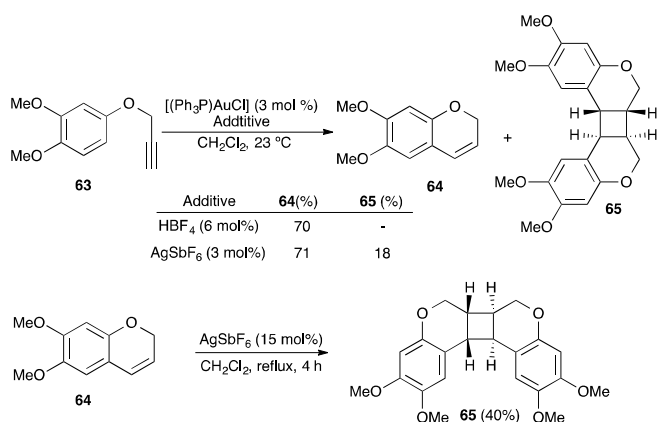


**Scheme 12** Preparation and activation of [(IPr)AuOH] pre-catalyst.

#### 4 On the silver effect

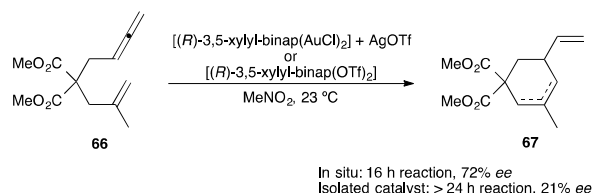
Treatment of [LAuCl] with a stoichiometric amount of a non- or weakly coordinating silver salt AgX is the standard

procedure for the *in situ* formation of the active catalyst. In some instances using a high loading of AgX was beneficial, even though silver(I) was found to be catalytically inactive.<sup>115</sup> It is also important to mention that silver salts such as AgOTf used as the chloride abstractors can react with 1,2-dichloroethane, a commonly used solvent in gold(I) catalysis, leading to the formation of triflic acid, which could be the actual catalyst (hidden Brønsted acid catalysis).<sup>116</sup> Furthermore, silver(I) salts are not totally innocent in gold catalysis. One of the first examples was found in the context of the intramolecular hydroarylation of **63** catalysed by gold(I) to give rise to 2-*H*-chromene **64** (Scheme 13).<sup>117</sup> When **63** was treated with [(Ph<sub>3</sub>P)AuCl] and HBF<sub>4</sub>, product **64** was formed exclusively. However, by using [(Ph<sub>3</sub>P)AuCl] and AgSbF<sub>6</sub>, dimeric **65** was isolated along with **64**. This [2+2] cycloaddition was found to be a silver(I)-catalysed process.



**Scheme 13** Gold(I)-catalysed formation of 2-*H*-chromenes and the corresponding dimer.

Interestingly, different enantioselectivities were obtained in the cycloisomerization of enallene **66** depending on the manner of activation of the chiral precatalyst (Scheme 14).<sup>118</sup> When the reaction was carried out by using isolated [(*R*)-3,5-xylyl-binap(AuOTf)<sub>2</sub>], product **67** was obtained with much lower enantioselectivity than when the catalyst was generated *in situ* from [(*R*)-3,5-xylyl-binap(AuCl)<sub>2</sub>] and AgOTf.

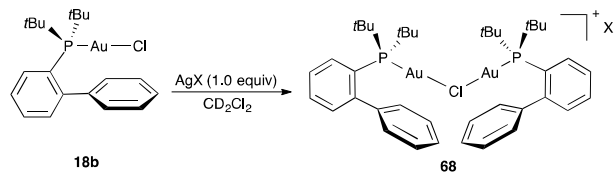


**Scheme 14** The effect of silver(I) in catalytic enantioselective cycloisomerization of enallenes.

Several inconsistencies in the experimental results depending on the different procedures used for the activation of neutral gold complexes [LAuCl] by silver salts led to the suggestion of the existence of “silver effects” in gold(I) catalysis.<sup>119</sup> In some cases, it was proposed that the nature of the particular

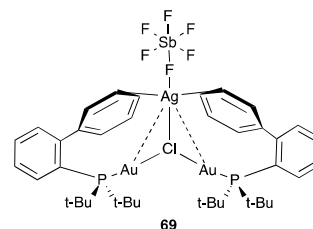
catalytically active species generated *in situ* by mixing a gold catalyst [LAuCl] and AgX depended on whether or not the resulting mixture was filtered through Celite.

An evaluation of this problem by using complex **18b** as a representative phosphine gold(I) complex concluded that most of so-called “silver effects” could be attributed to the ready formation of dinuclear chloride-bridged species such as **68**, which were characterized by X-ray diffraction with different X anions (SbF<sub>4</sub><sup>-</sup>, BF<sub>4</sub><sup>-</sup>, OTf<sup>-</sup>, NTf<sub>2</sub><sup>-</sup>) (Scheme 15).<sup>120</sup> Presumably, an associative ligand substitution reaction initiated by coordination of silver(I) to the chloride ligand of [LAuCl] to form transient [LAuCl⋯Ag]<sup>+</sup>, followed by addition of a second molecule of [LAuCl] as the incoming ligand leads to [LAuClAuL]<sup>+</sup> and AgCl. These dinuclear complexes **68** were readily formed regardless of the counterion when a silver salt AgX was added in the absence of the coordinating substrate in non-coordinating solvents like CH<sub>2</sub>Cl<sub>2</sub>, and were found to be considerably less catalytically active than cationic complexes [LAu(NCMe)]X towards several transformations of substituted alkynes. On the other hand, when the silver salt was added last, by premixing [LAuCl] with the substrate, formation of dinuclear chloride-bridged species such as **68** could be minimized.



**Scheme 15** Formation of the chloride-bridged complexes in non-coordinating solvent.

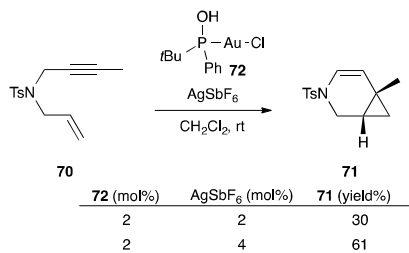
Interestingly, by mixing complex **18b** with AgSbF<sub>6</sub> followed by filtration through Celite, complex **69** that shows an additional coordination of silver(I) with the aryl rings could be isolated and characterized by X-ray diffraction (Figure 14).<sup>121</sup>



**Figure 14** Structure of Au-Ag-Au triangular motif.

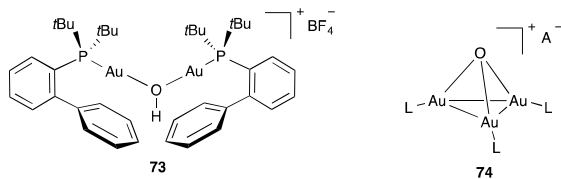
Formation of the chloride-bridged species in a gold(I) catalysed reaction was also found in the cycloisomerisation of 1,6-enynes such a **70** in the presence of complex **72** with a secondary phosphine oxide ligand (Scheme 16).<sup>122</sup> The yield of **71** was significantly increased by using an excess of AgSbF<sub>6</sub>, which minimized the formation of less reactive [LAuClAuL]<sup>+</sup> species, which were detected by ESI mass spectrometry.





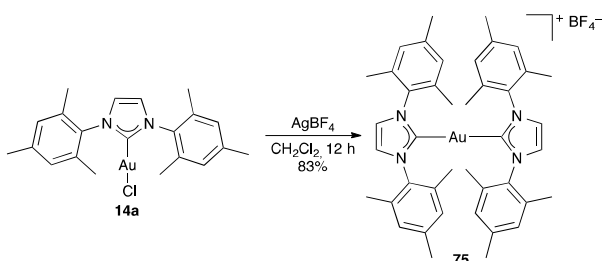
**Scheme 16** Effect of the amount of silver salt in the cyclisation of enyne by SPO-gold(I) complex.

The routine use of highly hygroscopic silver salts as a halide scavenger can introduce significant amounts of water in the reaction mixtures leading to unwanted hydration of alkynes and hydrolysis reactions. In addition, water reacts with gold(I) complexes to form bridged [LAu(OH)AuL]<sup>+</sup> such as **73**<sup>120</sup> and related complexes<sup>108,114c,e</sup> or trinuclear oxonium cations **74**<sup>108,123</sup> (Figure 15).



**Figure 15** Hydroxo-bridged complex **73** and trigold(I) oxonium complexes **74**.

More drastic changes can take place in other cases in the presence of silver salts. Thus, upon mixing gold(I) carbene complex **14a** with AgBF<sub>4</sub> in a non-coordinating solvent, cationic bis-NHC gold(I) complex **75** was formed (Scheme 17).<sup>124</sup>



**Scheme 17** Formation of bis(IMes) gold(I) complex.

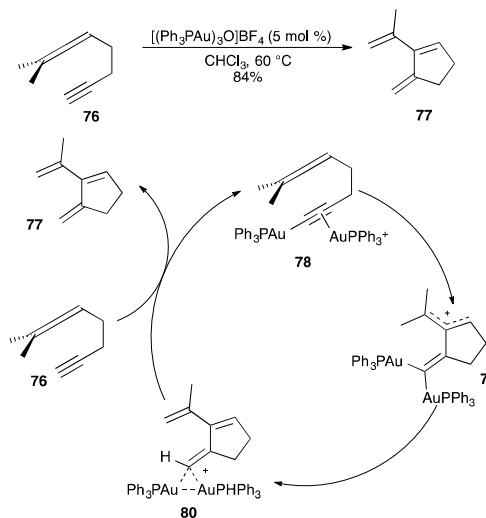
As an alternative to silver(I), copper(II) salts, such as Cu(OTf)<sub>2</sub>, can also be used for the chloride abstraction of gold(I) complexes.<sup>125</sup> Similarly, several Lewis acids of the transition and main group metals can be used for the generation of active species from [LAuCl] complexes.<sup>126</sup>

## 5 Digold complexes

Although digold(I) complexes have been known since the mid seventies,<sup>127</sup> their relevance in homogeneous gold(I) catalysis has only been recognized recently.<sup>128,129,130</sup> In this section, we

will focus only on the findings regarding their role in gold(I)-catalysed transformations.

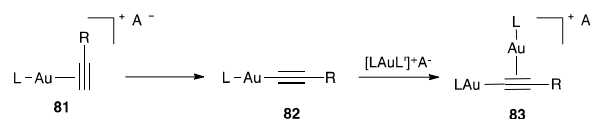
The first evidence of the dual activation of alkynes via  $\sigma,\pi$ -activation was found in the context of the cycloisomerisation of 1,5-allenynes catalysed by [(Ph<sub>3</sub>PAu)<sub>3</sub>O]BF<sub>4</sub> (Scheme 18).<sup>131</sup> The experimental and computational data for the cyclisation of allenyne **76** to form **77** supported a mechanism in which the coordination of cationic fragment [(Ph<sub>3</sub>P)Au]<sup>+</sup> to the gold acetylide in complex **78** promoted a 5-*endo*-dig cyclisation via *gem*-diaurated species **79** and **80**.



**Scheme 18** Proposed role of *gem*-diaurated species in the cycloisomerization of 1,5-allenyne.

The involvement of related  $\sigma,\pi$ -digold(I) species were proposed in the cycloisomerization of diynes.<sup>132</sup> Although similar species were observed by mass spectrometry under electrospray ionization, their real involvement in the cycloisomerization of 1,6-enynes was questioned.<sup>133</sup> Other alkenyl-<sup>86,134,135,136,137</sup> and aryl<sup>138,139,140</sup> digold complexes with Au<sub>2</sub>C three-centre-two-electron bonds have been observed.<sup>141</sup>

$\sigma,\pi$ -Digold(I) alkyne digold(I) complexes **83** are easily formed by the *in situ* deprotonation of terminal alkynes in **81** via gold(I) alkynyl complexes **82** (Scheme 19).<sup>100b,133,142,143,144</sup> Complexes of type **83** have been identified as species out of the catalytic cycle in cycloisomerization of 1,6-enynes,<sup>133</sup> the intermolecular [2+2+2] cycloaddition of alkynes with oxoalkenes,<sup>143</sup> as well as in the [2+2] cycloaddition of alkynes with alkenes.<sup>145</sup>

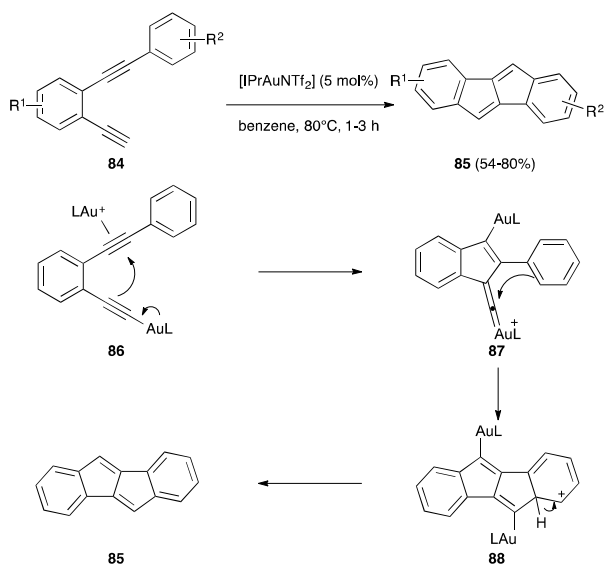


**Scheme 19** Formation of digold-alkyne complexes.

Importantly, gold(I) binds more strongly to gold(I)-acetylides than to free alkynes,<sup>146</sup> which explains the very low reactivity of digold(I) complexes **83** in the activation of substrates

containing alkyne functionalities under catalytic conditions.<sup>143,145</sup> Formation of unproductive  $\sigma$ ,  $\pi$ -digold(I) alkyne digold(I) complexes in intermolecular reactions of alkynes with alkenes and related processes could be minimized by changing the counterion of the cationic catalyst from  $\text{SbF}_6^-$  to softer anion  $\text{BAr}_4^{\text{F}^-}$ .<sup>143,144</sup>

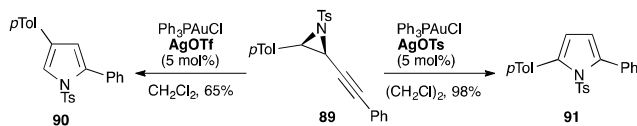
Although  $\sigma$ ,  $\pi$ -digold(I) alkyne complexes **83** are unproductive dead-ends in reactions of alkynes with alkenes, they are excellent catalysts in reactions of diynes in which one of the alkyne is a terminal one, by allowing the simultaneous formation of a  $\sigma$ -alkynyl gold(I) species and a  $\pi$ -alkyne gold(I) that react with each other in a dual-gold(I) catalysed process.<sup>147,148,149</sup> This apparent contradiction can be explained by the Janus-like character of complexes **83**, which contain, in addition to usual Lewis acid, a basic gold acetylide. Thus, the annulation of *o*-dialkyne derivatives **84** to form indeno[2,1-*a*]indenes **85** proceeds via  $\sigma$ ,  $\pi$ -digold(I) alkyne complexes **86**, which give rise to gold(I) vinylidenes **87** that cyclise to **88** (Scheme 20).<sup>136b</sup>



**Scheme 20** Annulation via  $\sigma$ ,  $\pi$ -digold(I) alkyne complexes to form indeno[2,1-*a*]indenes.

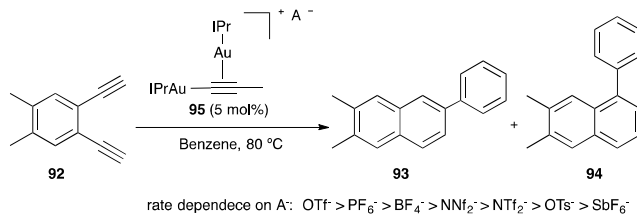
## 6 Anion effects

The awareness of the effect of the counterion in gold(I) catalysis has experienced an outbreak recently.<sup>7,150</sup> A particular illustrative example is the reaction of gold(I)-catalysed ring expansion of alkynyl aziridines such as **89** to form pyrroles by a tandem cyclisation-opening/Wagner-Meerwein sequence.<sup>151</sup> When the reaction was performed in the presence of AgOTf, product **90** was obtained, whereas with a catalyst with a sufficiently basic counterion such as tosylate, proton elimination and atom transfer took place to give **91** (Scheme 21).



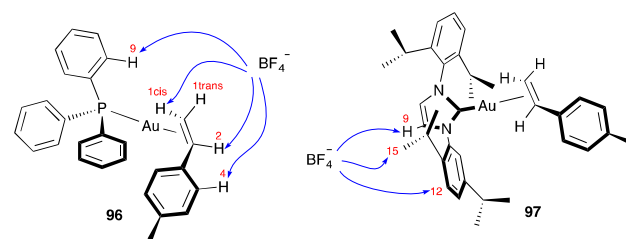
**Scheme 21** Role of counterion in the ring expansion of alkynyl aziridines.

The anion effect was also studied in the gold(I)-catalysed reaction of diyne **92** to give rise to naphthalenes **93** and **94** using  $\sigma$ ,  $\pi$ -digold(I) alkyne digold(I) complexes **95** with different anions (Scheme 22).<sup>152</sup> A fast transformation was observed for TfO<sup>-</sup>, although full conversion could not be obtained and, whereas the complex with PF<sub>6</sub><sup>-</sup> as anion gave almost full conversion after 1 h, the corresponding complex with SbF<sub>6</sub><sup>-</sup> gave less than 20% conversion after 8 h.



**Scheme 22** Role of counterion in the ring expansion of alkynyl aziridines.

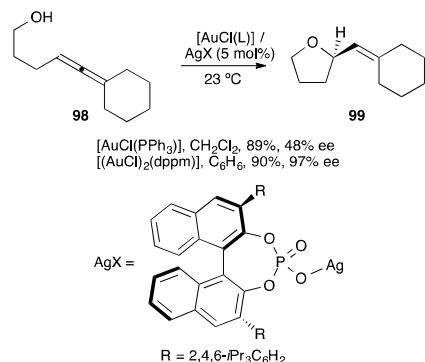
Not surprisingly, ion pairing is responsible for some of the counterion effects. Based on NMR experiments and DFT calculations, the position of BF<sub>4</sub><sup>-</sup> anion in systems [(Ph<sub>3</sub>P)Au(4-Me-styrene)] **96** and [IPrAu(4-Me-styrene)] **97** was studied by <sup>19</sup>F-<sup>1</sup>H HOESY NMR spectroscopy combined with theoretical modelling (Figure 16).<sup>153</sup> These results demonstrate that the counterion is placed away from the gold(I) site, although the specific localization strongly depends on the neutral ligand (phosphine or NHC).



**Figure 16** Key <sup>19</sup>F-<sup>1</sup>H HOESY contacts in complexes **97**·BF<sub>4</sub><sup>-</sup> (left) and **98**·BF<sub>4</sub><sup>-</sup> (right).

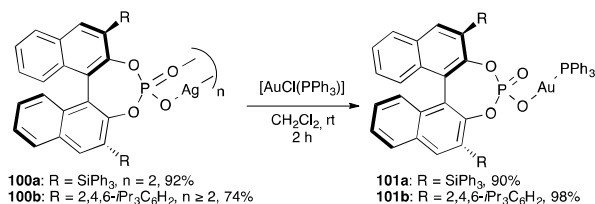
The impact of the anion on the enantioselectivity of gold(I) catalysed reactions has also been investigated.<sup>154,155</sup> This effect was best illustrated in the enantioselective gold(I) catalysed cyclisation of allenols such as **98** to give tetrahydrofuran **99** using achiral complexes [LAuCl] activated by silver(I) binol phosphate salts (Scheme 23) and in other related transformations of allenyl sulfonamides.<sup>154,156</sup> Complexes [(L-L)(AuX)<sub>2</sub>] and [(L-L)Au<sub>2</sub>XCl] (L-L = bidentate phosphine) were also active in the enantioselective cyclisation

of hydroxy- and sulfonamidoallenes.<sup>157</sup> Gold complexes combined with chiral phosphoric acids have also been used in other enantioselective transformations.<sup>158</sup> Interestingly, in the gold(I)-catalysed enantioselective hydroamination by intramolecular addition of tosylamides to allenes, the best results were obtained when using AgOPNB (PNB = *p*-nitrobenzoate), presumably by generating the monocationic gold complex  $[(R)\text{-BINAP}]\text{Au}_2\text{PNB}]^+$ .<sup>156b</sup>



**Scheme 23** Enantioselective cyclisation of allenols with gold(I) catalysts in the presence of chiral phosphate anions.

The above transformations were suggested to proceed in the presence of an ion pair  $[\text{LAu}]^+\text{X}^-$  with chiral phosphate anion. However, the actual complexes **101a-b**, prepared from the dimeric phosphate silver(I) salts **100a-b**, are very robust covalent species both in the solid-state solution and in solution. (Scheme 24)<sup>159</sup> Notably, whereas these complexes catalyse the cyclisation of allenol **98** to form tetrahydrofuran **99**, they were surprisingly inactive in the cyclisation of several 1,6-enynes. However, the catalytic activity could be restored upon addition of  $[\text{Ag}(\text{NCMe})_2]^+\text{SbF}_6^-$  or by performing the reaction in the presence of a protic solvent like MeOH. Presumably, in both cases, the associative ligand substitution step generates cationic complexes  $[(\text{Ph}_3\text{P})\text{Au}(\text{S})]^+$  (S = MeCN or MeOH), which are catalytically active. These results show that in order to extend the chiral counterion concept to gold(I)-catalysed activation of alkynes, anionic ligands less basic than phosphates would have to be used.



**Scheme 24** Synthesis of well-characterized chiral gold(I)-phosphate complexes.

## Conclusions

Gold(I) complexes emerged as powerful catalysts for the selective electrophilic activation of multiple bonds under mild conditions. Several aspects have to be taken into account in

order to accomplish a gold(I)-catalysed reaction. Thus, although ancillary ligand tune the electronic and steric properties of the gold(I) complex, it is important to remind that precatalysts enter catalytic cycles by associative ligand substitution, which may be rate determining. Anions and anionic ligands also play a significant role in determining the reaction outcome and the enantioselectivity when using chiral catalysts.

In the case of gold(III) precatalysts, still uncertainties exist regarding the actual structure and even the oxidation state of the the actual catalytic species since the presence of highly donating chloride as the ligand, more than the oxidation state, seems to be responsible for the observed selectivities.

It is difficult and, in many cases, wrong to overgeneralise in gold(I) catalysis since different substrates require different modes of activation. Thus, although seemingly contradictory,  $\sigma$ ,  $\pi$ -digold(I) alkyne species are both dead-ends in reactions of alkynes with alkenes and catalysts in reactions of diynes bearing terminal acetylenes, which are mechanistically very different processes. Similarly, phosphine gold(I) phosphates are good catalysts for the activation of allenes, but very poor ones in cyclizations of enynes.

Finally, particularly in the reactions of the less reactive substrates, premixing the neutral gold complexes  $[\text{LAuCl}]$  with silver salts leads to the formation of significant amounts of chloride-bridged dinuclear species  $[\text{LAuClAuL}]^+$  that are poor catalysts. In these cases, premixing  $[\text{LAuCl}]$  with the substrate, followed by addition of silver salts, minimizes the formation of the unreactive dinuclear complexes. The use of silver-free, cationic  $[\text{LAu}(\text{S})]^+\text{X}^-$  is often the alternative of choice in gold(I) catalysis.

## Acknowledgements

We thank MINECO (project CTQ2013-42106-P and Severo Ochoa Excellence Accreditation 2014-2018 (SEV-2013-0319), the European Research Council (Advanced Grant No. 321066), the AGAUR (2014 SGR 818), the Marie Curie program (postdoctoral fellowship 658256-MSCA-IF-EF-ST to B.R.), and the ICIQ Foundation.

## References

<sup>a</sup> Institute of Chemical Research of Catalonia (ICIQ), Av. Països Catalans 16, 43007 Tarragona (Spain). E-mail: aechavarren@iciq.es  
<sup>b</sup> Departament de Química Analítica i Química Orgànica, Universitat Rovira i Virgili, C/ Marcel·li Domingo s/n, 43007 Tarragona (Spain).

- (a) M. S. Kharasch and H. S. Isbell, *J. Am. Chem. Soc.* 1931, **53**, 3053–3059; (b) M. S. Kharasch and T. M. Beck, *J. Am. Chem. Soc.* 1934, **56**, 2057–2060.
- W. Schwemberger and W. Gordon, *Chem. Zentralbl.*, 1935, **106**, 514-514.
- J. H. Teles, S. Brode and M. Chabanas, *Angew. Chem., Int. Ed.*, 1998, **37**, 1415–1418.
- (a) A. S. K. Hashmi, *Chem. Rev.*, 2007, **107**, 3180-3211; (b) D. J. Gorin, B. D. Sherry, and F. D. Toste, *Chem. Rev.*, 2008, **108**, 3351–3378; (c) Z. Li, C. Brouwer, and C. He, *Chem. Rev.*, 2008, **108**,

- 3239–3265; (d) A. Arcadi, *Chem. Rev.*, 2008, **108**, 3266–3325; (e) E. Jiménez-Núñez and A. M. Echavarren, *Chem. Rev.*, 2008, **108**, 3326–3350; (f) A. S. K. Hashmi, *Acc. Chem. Res.*, 2014, **47**, 864–876; (g) L. Zhang, *Acc. Chem. Res.*, 2014, **47**, 877–888; (h) Y.-M. Wang, A. D. Lackner and F. D. Toste, *Acc. Chem. Res.*, 2014, **47**, 889–901; (i) C. Obradors and A. M. Echavarren, *Acc. Chem. Res.*, 2014, **47**, 902–912; (j) D.-H. Zhang, X.-Y. Tang and M. Shi, *Acc. Chem. Res.*, 2014, **47**, 913–924; (k) A. Fürstner, *Acc. Chem. Res.*, 2014, **47**, 925–938; (l) B. Alcaide and P. Almendros, *Acc. Chem. Res.*, 2014, **47**, 939–952; (m) L. Fensterbank and M. Malacria, *Acc. Chem. Res.*, 2014, **47**, 953–965; (n) H.-S. Yeom and S. Shin, *Acc. Chem. Res.*, 2014, **47**, 966–977.
- 5 R. Dorel and A. M. Echavarren, *Chem. Rev.*, 2015, **115**, 10.1021/cr500691k.
- 6 (a) C. Obradors and A. M. Echavarren, *Chem. Commun.*, 2014, **50**, 16–28; (b) M. E. Muratore, A. Homs, C. Obradors and A. M. Echavarren, *Chem.-Asian J.*, 2014, **9**, 3066–3082.
- 7 A very recent review on counterion effects in homogeneous gold catalysis: M. Jia and M. Bandini, *ACS Catal.*, 2015, **5**, 1638–1652.
- 8 (a) D. Aguilar, M. Contel, R. Navarro and E. P. Urriolabeitia, *Organometallics*, 2007, **26**, 4604–4611; (b) S. Gaillard, Al. M. Z. Slawin, A. T. Bonura, E. D. Stevens and S. P. Nolan, *Organometallics*, 2010, **29**, 394–402; (c) B. Jacques, D. Hueber, S. Hameury, P. Braunstein, P. Pale, A. Blanc and P. de Frémont, *Organometallics*, 2014, **33**, 2326–2335, (d) E. Tomás-Mendivil, P. Y. Toullec, J. Borge, S. Conejero, V. Michelet, and V. Cadierno, *ACS catal.*, 2013, **3**, 3086–3098.
- 9 (a) L. Zhang, *J. Am. Chem. Soc.*, 2005, **127**, 16804–16805; (b) G. Zhang, V. J. Catalano and L. Zhang, *J. Am. Chem. Soc.* 2007, **129**, 11358–11359.
- 10 (a) C. Ferrer and A. M. Echavarren, *Angew. Chem. Int. Ed.*, 2006, **45**, 1105–1110; (b) C. Ferrer, C. H. M. Amijs and A. M. Echavarren, *Chem.-Eur. J.*, 2007, **13**, 1358–1373; (c) C. Ferrer, A. Escribano-Cuesta and A. M. Echavarren, *Tetrahedron*, 2009, **65**, 9015–9020.
- 11 P. R. McGonigal, C. de León, Y. Wang, A. Homs, C. R. Solorio-Alvarado and A. M. Echavarren, *Angew. Chem. Int. Ed.*, 2012, **51**, 13093–13096.
- 12 G. Ung, M. Soleilhavoup and G. Bertrand, *Angew. Chem. Int. Ed.*, 2013, **52**, 758–761.
- 13 C.-Y. Wu, T. Horibe, C. B. Jacobsen and F. D. Toste, *Nature*, 2015 **517**, 449–454.
- 14 (a) N. Morita and N. Krause, *Org. Lett.*, 2004, **6**, 4121–4123; (b) N. Morita and N. Krause, *Eur. J. Org. Chem.*, 2006, 4634–4641; (c) N. Morita and N. Krause, *Angew. Chem. Int. Ed.*, 2006, **45**, 1897–1899; (d) A. S. K. Hashmi, M. C. Blanco, D. Fischer and J. W. Bats, *Eur. J. Org. Chem.*, 2006, 1387–1389; (e) J. P. Reeds, A. C. Whitwood, M. P. Healy and I. J. S. Fairlamb, *Chem. Commun.*, 2010, **46**, 2046–2048; (f) J. P. Reeds, M. P. Healy and I. J. S. Fairlamb, *Catal. Sci. Technol.*, 2014, **4**, 3524–3533.
- 15 B. Pal, P. K. Sen and K. K. S. Gupta, *J. Phys. Org. Chem.* 2001, **14**, 284–294.
- 16 (a) C. D. McTiernan, E. I. Alarcon, G. L. Hallett-Tapley, J. Murillo-Lopez, R. Arratia-Perez, J. C. Netto-Ferreira and J. C. Scaiano, *Photochem. Photobiol. Sci.*, 2014, **13**, 149–153; (b) C. Mongin, I. Pianet, G. Jonusauskas, D. M. Bassani and B. Bibal, *ACS Catal.*, 2015, **5**, 380–387.
- 17 W. Robb, *Inorg. Chem.*, 1967, **6**, 382–386.
- 18 C. H. Chen, C. D. Wang, Y. F. Hsieh and R. S. Liu, *Org. Biomol. Chem.*, 2014, **12**, 9831–9836.
- 19 O. Kanno, W. Kuriyama, Z. J. Wang and F. D. Toste, *Angew. Chem. Int. Ed.*, 2011, **50**, 9919–9922.
- 20 P. Schwerdtfeger, H. L. Herman and H. Schmidbaur, *Inorg. Chem.*, 2003, **42**, 1334–1342.
- 21 M. C. Gimeno and A. Laguna, *Chem. Rev.*, 1997, **97**, 511–522.
- 22 Lead references: (a) A. K. Hashmi, A. Loos, S. Doherty, J. G. Knight, K. J. Robson and F. Rominger, *Adv. Synth. Catal.*, 2011, **353**, 749–759; (b) D. Malhotra, M. S. Mashuta, G. B. Hammond and B. Xu, *Angew. Chem. Int. Ed.*, 2014, **53**, 4456–4459.
- 23 (a) S. Kaye, J. M. Fox, F. A. Hicks and S. L. Buchwald, *Adv. Synth. Catal.*, 2001, **343**, 789–794; (b) S. D. Walker, T. E. Border, J. R. Martinelli and S. L. Buchwald, *Angew. Chem. Int. Ed.*, 2004, **43**, 1871–1876; (c) U. Christmann, R. Vilar, A. J. P. White and D. J. Williams, *Chem. Commun.*, 2004, 1294–1295; (d) T. E. Barder, *J. Am. Chem. Soc.* 2006, **128**, 898–904; (e) U. Christmann, D. A. Pantazis, J. Benet-Buchholz, J. E. McGrady, F. Maseras and R. Vilar, *J. Am. Chem. Soc.*, 2006, **128**, 6376–6390.
- 24 C. Nieto-Oberhuber, S. López and A. M. Echavarren, *J. Am. Chem. Soc.*, 2005, **127**, 6178–6179.
- 25 E. Herrero-Gómez, C. Nieto-Oberhuber, S. López, J. Benet-Buchholz and A. M. Echavarren, *Angew. Chem. Int. Ed.*, 2006, **45**, 5455–5459.
- 26 (a) N. Mézailles, L. Ricard and F. Gagosz, *Org. Lett.*, 2005, **7**, 4133–4136; (b) A. Buzas and F. Gagosz, *J. Am. Chem. Soc.*, 2006, **128**, 12614–12615.
- 27 P. Pérez-Galán, N. Delpont, E. Herrero-Gómez, F. Maseras and A. M. Echavarren *Chem.-Eur. J.*, 2010, **16**, 5324–5332.
- 28 (a) F.-B. Xu, Q.-S. Li, L.-Z. Wu, X.-B. Leng, Z.-C. Li, X.-S. Zeng, Y. L. Chow and Z.-Z. Zhang, *Organometallics*, 2003, **22**, 633–640; (b) Q.-S. Li, C.-Q. Wang, R.-Y. Zou, F.-B. Xu, H.-B. Song, X.-J. Wan and Z.-Z. Zhang, *Inorg. Chem.*, 2006, **45**, 1888–1890.
- 29 L. Noël-Duchesneau, N. Lukan, G. Lavigne, A. Labande and V. César, *Eur. J. Inorg. Chem.*, 2015, 1752–1758.
- 30 V. Lavallo, G. D. Frey, S. Kousar, B. Donnadiou and G. Bertrand, *Proc. Natl. Acad. Sci.*, 2007, **104**, 13569–13573.
- 31 S. López, E. Herrero-Gómez, P. Pérez-Galán, C. Nieto-Oberhuber and A. M. Echavarren, *Angew. Chem. Int. Ed.*, 2006, **45**, 6029–6032.
- 32 (a) C. H. M. Amijs, C. Ferrer and A. M. Echavarren, *Chem. Commun.*, 2007, 698–700; (b) C. H. M. Amijs, V. López-Carrillo, M. Raducan, P. Pérez-Galán, C. Ferrer and A. M. Echavarren, *J. Org. Chem.*, 2008, **73**, 7721–7730.
- 33 (a) S. Pascual, C. Bour, P. de Mendoza and A. M. Echavarren, *Beilstein J. Org. Chem.*, 2011, **7**, 1520–1525; (b) P. R. McGonigal, C. de León, Y. Wang, A. Homs, C. R. Solorio-Alvarado and A. M. Echavarren, *Angew. Chem Int. Ed.*, 2012, **51**, 13093–13096.
- 34 (a) H. Faustino, I. Alonso, J. L. Mascareñas and F. López, *Angew. Chem. Int. Ed.*, 2013, **52**, 6526–6530; (b) H. Faustino, I. Varela, J. L.

- Mascareñas, and F. López, *Chem. Sci.*, 2015, DOI: 10.1039/C5SC00295H.
- 35 (a) B. Bolte and F. Gagosz, *J. Am. Chem. Soc.*, 2011, **133**, 7696–7699; (b) B. Bolte, Y. Odabachian and F. Gagosz, *J. Am. Chem. Soc.*, 2010, **132**, 7294–7296.
- 36 D. Pflästerer, E. Rettenmeier, S. Schneider, E. de Las Heras Ruiz, M. Rudolph and A. S. K. Hashmi, *Chem-Eur. J.*, 2014, **20**, 6752–6755.
- 37 C. Winter and N. Krause, *Angew. Chem Int. Ed.*, 2009, **51**, 6339–6342.
- 38 M. C. Blanco Jaimes, F. Rominger, M. M. Pereira, R. M. B. Carrilho, S. A. C. Carabineiro and A. S. K. Hashmi, *Chem. Commun.*, 2014, **50**, 4937–4940.
- 39 G. Henrion, T. E. J. Chavas, X. Le Goff and F. Gagosz, *Angew. Chem. Int. Ed.*, 2013, **52**, 6277–6282.
- 40 Reviews on enantioselective gold catalysis: (a) N. Huguet and A. M. Echavarren, *Asymmetric Synthesis II*, M. Christmann, S. Bräse, Eds. Chapter 26 (pp. 205–212), 2012, Wiley-VCH Verlag; (b) R. A. Widenhoefer, *Chem-Eur. J.*, 2008, **14**, 5382–5391; (c) N. Bongers and N. Krause, *Angew. Chem. Int. Ed.*, 2008, **47**, 2178–2181; (d) S. Sengupta and X. Shi, *ChemCatChem*, 2010, **2**, 609–619; (e) P. Pradal, P. Y. Toullec and V. Michelet, *Synthesis*, 2011, **10**, 1501–1514; (f) A. Marinetti, H. Jullien, and A. Voituriez, *Chem. Soc. Rev.*, 2012, **41**, 4884–4908; (g) I. D. G. Watson and F. D. Toste, *Chem. Sci.* 2012, **3**, 2899–2919; (h) F. López and J. L. Mascareñas, *Beilstein J. Org. Chem.*, 2013, **9**, 2250–2264; (i) Y.-M. Wang, A. D. Lackner and F. D. Toste, *Acc. Chem. Res.*, 2014, **47**, 889–901; (j) P. Gu, Q. Xu and M. Shi, *Tetrahedron Lett.*, 2014, **55**, 577–584. (i) N. Patil, S. M. Inamdar and A. Konala, *Chem. Comm.*, 2014, **50**, 15124–15135.
- 41 M. P. Muñoz, J. Adrio, J. C. Carretero and A. M. Echavarren, *Organometallics*, 2005, **24**, 1293–1300.
- 42 (a) M. J. Johansson, D. J. Gorin, S. T. Staben and F. D. Toste, *J. Am. Chem. Soc.*, 2005, **127**, 18002–18003; (b) G. L. Hamilton, E. J. Kang, M. Mba and F. D. Toste *Science*, 2007, **317**, 496–499; (c) F. Kleinbeck and F. D. Toste, *J. Am. Chem. Soc.*, 2009, **131**, 9178–9179; (d) A. Z. González, D. Benítez, E. Tkatchouk, W. A. Goddard III and F. D. Toste, *J. Am. Chem. Soc.*, 2011, **133**, 5500–5507; (e) S. G. Sethofer, T. Mayer and F. D. Toste, *J. Am. Chem. Soc.*, 2010, **132**, 8276–8277.
- 43 (a) C. Liu, and R. A. Widenhoefer, *Org. Lett.*, 2007, **9**, 1935–1938; (b) P. Mukherjee and R. A. Widenhoefer, *Angew. Chem. Int. Ed.*, 2012, **51**, 1405–1407.
- 44 C.-M. Chao, D. Beltrami, P.Y. Toullec and V. Michelet, *Chem. Commun.*, 2009, 6988–6990.
- 45 A. Martínez, P. García-García, M. A. Fernández-Rodríguez, F. Rodríguez and R. Sanz, *Angew. Chem., Int. Ed.*, 2010, **49**, 4633–4637.
- 46 I. Alonso, B. Trillo, F. López, S. Montserrat, G. Ujaque, L. Castedo, A. Lledós and J. L. Mascareñas, *J. Am. Chem. Soc.*, 2009, **131**, 13020–13030.
- 47 S. Suárez-Pantiga, C. Hernández-Díaz, E. Rubio and J. M. González, *Angew. Chem. Int. Ed.*, 2012, **51**, 11552–11555.
- 48 L.-I. Rodríguez, T. Roth, J. L. Fillol, H. Wadepohl and L. H. Gade, *Chem-Eur. J.*, 2012, **18**, 3721–3728.
- 49 S. Handa and L. M. Slaughter, *Angew. Chem. Int. Ed.*, 2012, **51**, 2912–2915.
- 50 E. M. Barreiro, D. F. D. Broggin, L. A. Adrio, A. J. P. White, R. Schwenk, A. Togni and K. K. Hii, *Organometallics*, 2012, **31**, 3745–3754.
- 51 N. Delpont, I. Escofet, P. Pérez-Galán, D. Spiegl, M. Raducan, C. Bour, R. Sinisi and A. M. Echavarren, *Cat. Sci. Technol.*, 2013, **3**, 3007–3012.
- 52 E. M. Barreiro, E. V. Boltukhina, A. J. P. White, and K. K. M. Hii, *Chem-Eur. J.*, 2015, **21**, 2686–2690.
- 53 M.-A. Abadie, X. Trivelli, F. Medina, F. Capet, P. Roussel, F. Agbossou-Niedercorn, and C. Michon, *ChemCatChem*, 2014, **6**, 2235–2239.
- 54 (a) H. Teller, S. Flügge, R. Goddard and A. Fürstner, *Angew. Chem. Int. Ed.*, 2010, **49**, 1949; (b) H. Teller, M. Corbet, L. Mantilli, G. Gopakumar, R. Goddard, W. Thiel and A. Fürstner, *J. Am. Chem. Soc.*, 2012, **134**, 15331–15342.
- 55 (a) N. Marion and S. P. Nolan, *Chem. Soc. Rev.*, 2008, **37**, 1776–1782; (b) S. P. Nolan, *Acc. Chem. Res.*, 2011, **44**, 91–100; (c) N. Marion, S. Díez-González, P. de Frémont, A. R. Noble and S. P. Nolan, *Angew. Chem. Int. Ed.*, 2006, **45**, 3647–365.
- 56 K. Molawi, N. Delpont and A. M. Echavarren, *Angew. Chem. Int. Ed.*, 2010, **49**, 3517–3519.
- 57 P. de Frémont, N. M. Scott, E. D. Stevens and S. P. Nolan, *Organometallics*, 2005, **24**, 2411–2418.
- 58 H. M. J. Wang and I. J. B. Lin, *Organometallics*, 1998, **17**, 972–975.
- 59 (a) R. Visbal, A. Laguna, and M. C. Gimeno, *Chem. Commun.*, 2013, **49**, 5642–5644; (b) Gómez-Suárez, A.; Martín, A. R.; Slawin, A. M. Z.; Nolan, S. P. *Chem. Commun.*, 2013, **49**, 5541–5543.
- 60 P. de Frémont, E. D. Stevens, M. R. Fructos, M. M. Díaz-Requejo, P. J. Pérez and S. P. Nolan, *Chem. Commun.*, 2006, 2045–2047.
- 61 L. Ricard and F. Gagosz, *Organometallics*, 2007, **26**, 4704–4707.
- 62 (a) Y. Peng, M. Yu and L. Zhang, *Org. Lett.*, 2008, **10**, 5187–5190; (b) G. Li, G. Zhang and L. Zhang, *J. Am. Chem. Soc.*, 2008, **130**, 3740–3741.
- 63 S. K. Schneider, W. A. Herrmann and E. Herdtweck, *Z. Anorg. Allg. Chem.*, 2003, **629**, 2363–2370.
- 64 (a) C. Bartolomé, M. Carrasco-Rando, S. Coco, C. Cordovilla, J. M. Martín-Alvarez and P. Espinet, *Inorg. Chem.*, 2008, **47**, 1616–1624; (b) C. Bartolomé, Z. Ramiro, P. Pérez-Galán, C. Bour, M. Raducan, A. M. Echavarren and P. Espinet, *Inorg. Chem.*, 2008, **47**, 11391–11397; (c) C. Bartolomé, Z. Ramiro, D. García-Cuadrado, P. Pérez-Galán, M. Raducan, C. Bour, A. M. Echavarren and P. Espinet, *Organometallics*, 2010, **29**, 951–956;
- 65 A. S. K. Hashmi, T. H. C. Lothschütz and F. Rominger, *Adv. Synth. Catal.*, 2010, **352**, 1315–1337.
- 66 G. Ciancaleoni, L. Biasiolo, G. Bistoni, A. Macchioni, F. Tarantelli, D. Zuccaccia, and L. Belpassi, *Chem. Eur. J.*, 2014, **21**, 2467–2473.
- 67 C. Bartolomé, D. García-Cuadrado, Z. Ramiro and P. Espinet, *Inorg. Chem.*, 2010, **49**, 9758–9764.
- 68 (a) L. M. Slaughter, *ACS Catal.*, 2012, **2**, 1802–1816; (b) S. Handa and L. M. Slaughter, *Angew. Chem. Int. Ed.*, 2012, **51**, 2912–2915.

- 69 Y.-M. Wang, C. N. Kuzniewski, V. Rauniyar, C. Hoong and F. D. Toste, *J. Am. Chem. Soc.*, 2011, **133**, 12972–12975.
- 70 H. G. Raubenheimer, *Angew. Chem. Int. Ed.*, 2012, **51**, 5042–5044.
- 71 J. Francos, F. Grande-Carmona, H. Faustino, J. Iglesias-Sigüenza, E. Diez, I. Alonso, R. Fernández, J. M. Lassaletta, F. López and J. L. Mascareñas, *J. Am. Chem. Soc.*, 2012, **134**, 14322–14325.
- 72 W. Wang, J. Yang, F. Wang and M. Shi, *Organometallics*, 2011, **30**, 3859–3869.
- 73 (a) H. Duan, S. Sengupta, J. L. Petersen, N. G. Akhmedov and X. Shi, *J. Am. Chem. Soc.*, 2009, **131**, 12100–12102; (b) A. S. K. Hashmi and C. Lothschütz, *ChemCatChem*, 2010, **2**, 133–134.
- 74 (a) Y. Chen, W. Yan, N. G. Akhmedov and X. Shi, *Org. Lett.*, 2010, **12**, 344–347; (b) D. Wang, X. Ye and X. Shi, *Org. Lett.*, 2010, **12**, 2088–2091; (c) D. Wang, L. N. S. Gautam, C. Bollinger, A. Harris, M. Li and X. Shi, *Org. Lett.*, 2011, **13**, 2618–2621; (d) D. Wang, Y. Zhang, A. Harris, L. N. S. Gautam, Y. Chen and X. Shi, *Adv. Synth. Catal.*, 2011, **353**, 2584–2588; (e) Y. Xi, B. Dong, E. J. McClain, Q. Wang, T. L. Gregg, N. G. Akhmedov, J. L. Petersen and X. Shi, *Angew. Chem. Int. Ed.*, 2014, **53**, 4657–4661; (f) Q. Wang, S. E. Motika, N. G. Akhmedov, J. L. Petersen and X. Shi, *Angew. Chem. Int. Ed.*, 2014, **53**, 5418–5422.
- 75 M. Raducan, C. Rodríguez-Esrich, X. C. Cambeiro, E. C. Escudero-Adán, M. A. Pericas and A. M. Echavarren, *Chem. Commun.*, 2011, **47**, 4893–4895.
- 76 D. Zhu, X. Cao and B. Yu, *Org. Chem. Front.*, 2015, **2**, 360–365.
- 77 (a) M. Joost, A. Zeineddine, L. Estevez, S. Mallet-Ladeira, K. Miqueu, A. Amgoune and D. Bourissou, *J. Am. Chem. Soc.*, 2014, **136**, 14654–14657; (b) M. Joost, L. Estévez, S. Mallet-Ladeira, K. Miqueu, A. Amgoune and D. Bourissou, *Angew. Chem. Int. Ed.*, 2014, **53**, 14512–14516.
- 78 M. Livendahl, C. Goehry, F. Maseras and A. M. Echavarren, *Chem. Commun.*, 2014, **50**, 1533–1536.
- 79 (a) K. Ji, Y. Zhao and L. Zhang, *Angew. Chem. Int. Ed.*, 2013, **52**, 6508–6512; (b) K. Ji, Z. Zheng, Z. Wang and L. Zhang, *Angew. Chem. Int. Ed.*, 2015, **54**, 1245–1249.
- 80 E. S. Smirnova and A. M. Echavarren, *Angew. Chem. Int. Ed.*, 2013, **52**, 9023–9026.
- 81 F. Inagaki, C. Matsumoto, Y. Okada, N. Maruyama and C. Mukai, *Angew. Chem. Int. Ed.*, 2014, **54**, 818–822.
- 82 S. Komiya, T. A. Albright, R. Hoffmann and J. K. Kochi, *J. Am. Chem. Soc.* 1976, **98**, 7255–7265.
- 83 C. B. Colburn, W. E. Hill, C. A. McAuliffe and R. V. D. Parish, *J. Chem. Soc., Chem. Commun.*, 1979, 218–219.
- 84 P. N. Dickson, A. Wehrli and G. Geier, *Inorg. Chem.*, 1988, **27**, 2921–2925.
- 85 S. Komiya, M. Iwata, T. Sone and A. Fukuoka, *J. Chem. Soc., Chem. Commun.*, 1992, 1109–1110.
- 86 A. Zhdanko and M. E. Maier, *Organometallics*, 2013, **32**, 2000–2006.
- 87 Y. Xi, Q. Wang, Y. Su, M. Li and X. Shi, *Chem. Commun.*, 2014, **50**, 2158–2160.
- 88 R. E. M. Brooner, B. D. Robertson and R. A. Widenhoefer, *Organometallics*, 2014, **33**, 6466–6473.
- 89 A. Couce-Rios, G. Kovács, G. Ujaque, and A. Lledós, *ACS Catal.*, 2015, **5**, 815–829.
- 90 M. Preisenberger, A. Schier and H. Schmidbaur, *J. Chem. Soc., Dalton Trans.*, 1999, 1645–1650.
- 91 F. Li, N. Wang, L. Lu and G. Zhu, *J. Org. Chem.*, 2015, **80**, 3538–3546.
- 92 (a) L. Biasiolo, M. Trinchillo, P. Belanzoni, L. Belpassi, V. Busico, G. Ciancaleoni, A. D'Amora, A. Macchioni, F. Tarantelli and D. Zuccaccia, *Chem-Eur. J.*, 2014, **20**, 14594–14598; (b) G. Ciancaleoni, L. Belpassi, D. Zuccaccia, F. Tarantelli, and P. Belanzoni, *ACS Catal.*, 2015, **5**, 803–814.
- 93 A. Leyva and A. Corma, *J. Org. Chem.*, 2009, **74**, 2067–2074.
- 94 J. A. Goodwin and A. Aponick, *Chem. Commun.*, 2015, DOI: 10.1039/c5cc00120j.
- 95 K. Belger and N. Krause, *Eur. J. Org. Chem.*, 2015, 220–225.
- 96 R. Gramage-Doria, J. Hessels, S. H. A. M. Leenders, O. Tröppner, M. Dürr, I. Ivanović Burmazović, and J. N. H. Reek, *Angew. Chem. Int. Ed.*, 2014, **53**, 13380–13384.
- 97 S. G. Weber, D. Zahner, F. Rominger and B. F. Straub, *ChemCatChem*, 2013, **5**, 2330–2335.
- 98 S. G. Weber, D. Zahner, F. Rominger and B. F. Straub, *Chem. Commun.*, 2012, **48**, 11325–11327.
- 99 G. Kovács, G. Ujaque and A. Lledós, *J. Am. Chem. Soc.* 2008, **130**, 853–864.
- 100 (a) D. Zuccaccia, L. Belpassi, L. Rocchigiani, F. Tarantelli and A. Macchioni, *Inorg. Chem.*, 2010, **49**, 3080–3082; (b) G. Ciancaleoni, L. Belpassi, F. Tarantelli, D. Zuccaccia and A. Macchioni, *Dalton Trans.*, 2013, **42**, 4122–4131.
- 101 (a) T. J. Brown and R. A. Widenhoefer, *J. Organomet. Chem.*, 2011, **696**, 1216–1220; (b) T. J. Brown and R. A. Widenhoefer, *Organometallics*, 2011, **30**, 6003–6009.
- 102 (a) T. J. Brown, M. G. Dickens and R. A. Widenhoefer, *Chem. Commun.*, 2009, 6451–6453; (b) T. J. Brown, M. G. Dickens and R. A. Widenhoefer, *J. Am. Chem. Soc.*, 2009, **131**, 6350–6351; (c) R. E. M. Brooner and R. A. Widenhoefer, *Organometallics*, 2012, **31**, 768–771; (d) R. E. M. Brooner, T. J. Brown and R. A. Widenhoefer, *Chem-Eur. J.*, 2013, **19**, 8276–8284; (e) R. E. M. Brooner and R. A. Widenhoefer, *Angew. Chem. Int. Ed.*, 2013, **52**, 11714–11724.
- 103 T. N. Hooper, M. Green and C. A. Russell, *Chem. Commun.*, 2010, **46**, 2313–2315.
- 104 Y. Zhu, C. S. Day and A. C. Jones, *Organometallics*, 2012, **31**, 7332–7335.
- 105 R. E. M. Brooner and R. A. Widenhoefer, *Organometallics*, 2011, **30**, 3182–3193.
- 106 T. J. Brown, A. Sugie, M. G. D. Leed and R. A. Widenhoefer, *Chem-Eur. J.*, 2012, **18**, 6959–6971.
- 107 T. J. Brown, A. Sugie, M. G. Dickens and R. A. Widenhoefer, *Organometallics*, 2010, **29**, 4207–4209.
- 108 A. Zhdanko, M. Ströbele, and M. E. Maier, *Chem-Eur. J.*, 2012, **18**, 14732–14744.
- 109 M. García-Mota, N. Cabello, F. Maseras, A. M. Echavarren, J. Pérez-Ramírez and N. López, *N. ChemPhysChem.*, 2008, **11**, 1624–1629.
- 110 L. Jašíková and J. Roithová, *Organometallics*, 2012, **31**, 1935–1942.

- 111 (a) C. Nieto-Oberhuber, S. López, M. P. Muñoz, D. J. Cárdenas, E. Buñuel, C. Nevado and A. M. Echavarren, *Angew. Chem. Int. Ed.*, 2005, **44**, 6146–6148; (b) A. Escribano-Cuesta, P. Pérez-Galán, E. Herrero-Gómez, M. Sekine, A. A. C. Braga, F. Maseras and A. M. Echavarren, *Org. Biomol. Chem.*, 2012, **10**, 6105–6111.
- 112 (a) C. Nieto-Oberhuber, M. P. Muñoz, E. Buñuel, C. Nevado, D. J. Cárdenas and A. M. Echavarren, *Angew. Chem. Int. Ed.* 2004, **43**, 2402–2406; (b) C. Nieto-Oberhuber, M. P. Muñoz, S. López, E. Jiménez-Núñez, C. Nevado, E. Herrero-Gómez, M. Raducan and A. M. Echavarren, *Chem-Eur. J.*, 2006, **12**, 1677–1693.
- 113 (a) E. Mizushima, T. Hayashi and M. Tanaka, *Org. Lett.*, 2003, **5**, 3349–3352; (b) E. Mizushima, K. Sato, T. Hayashi, and M. Tanaka, *Angew. Chem. Int. Ed.*, 2002, **41**, 4563–4565.
- 114 (a) S. Gaillard, A. M. Z. Slawin and S. P. Nolan, *Chem. Commun.*, 2010, **46**, 2742–2744; (b) S. Gaillard, P. Nun, A. M. Z. Slawin and S. P. Nolan, *Organometallics*, 2010, **29**, 5402–5408; (c) C. Gaillard, J. Bosson, R. S. Ramón, P. Nun, A. M. Z. Slawin and S. P. Nolan, *Chem-Eur. J.*, 2010, **16**, 13729–13740; (d) P. Nun, J. D. Egbert, M.-J. Oliva-Madrid and S. P. Nolan, *Chem-Eur. J.*, 2012, **18**, 1064–1067; (e) A. Gómez-Suárez, Y. Oonishi, S. Meiries and S. P. Nolan, *Organometallics*, 2013, **32**, 1106–1111.
- 115 H. Li and R. A. Widenhofer, *Org. Lett.*, 2009, **11**, 2671–2674.
- 116 T. T. Dang, F. Boeck and L. Hintermann, *J. Org. Chem.* 2011, **76**, 9353–9361.
- 117 C. Nevado and A. M. Echavarren, *Chem.-Eur. J.* 2005, **11**, 3155–3164.
- 118 N. A. Tarselli, A. R. Chianese, S. J. Lee and M. R. Gagné, *Angew. Chem. Int. Ed.*, 2007, **46**, 6670–6673.
- 119 D. Wang, R. Cai, S. Sharma, J. Jirak, S. K. Thummanapelli, N. G. Akhmedov, H. Zhang, X. Liu, J. L. Petersen and X. Shi, *J. Am. Chem. Soc.* 2012, **134**, 9012 – 9019.
- 120 A. Homs, I. Escofet and A. M. Echavarren, *Org. Lett.* 2013, **15**, 5782–5785.
- 121 Y. Zhu, C. S. Day, L. Zhang, K. J. Hauser and A. C. Jones, *Chem.-Eur. J.*, 2013, **19**, 12264–12271.
- 122 F. Schröder, C. Tugny, E. Salanouve, H. Clavier, L. Giordano, D. Moraleda, Y. Gimbert, V. Mouries-Mansuy, J.-P. Goddard and L. Fensterbank, *Organometallics*, 2014, **33**, 4051–4056.
- 123 A. N. Nesmeyanov, E. G. Perevalova, Y. T. Struchkov, M. Y. Antipin, K. I. Grandberg and V. P. Dyadhenko, *J. Organomet. Chem.*, 1980, **201**, 343–349. □
- 124 D. Canseco-Gonzalez, A. Petronilho, H. Mueller-Bunz, K. Ohmatsu, T. Ooi and M. Albrecht, *J. Am. Chem. Soc.*, 2013, **135**, 13193–13203.
- 125 A. Guérinot, F. Weizhen, M. Sircoglou, C. Bour, S. Bezzenin-Lafollée and V. Gandon, *Angew. Chem. Int. Ed.*, 2013, **52**, 5848–5852.
- 126 W. Fang, M. Presset, A. Guérinot, C. Bour, S. Bezzenin-Lafollée and V. Gandon, *Chem-Eur. J.*, 2014, **20**, 5439–5446.
- 127 (a) A. N. Nesmeyanov, E. G. Perevalova, K. I. Grandberg, D. A. Lemenovskii, T. V. Baukova and O. B. Afanassova *J. Organomet. Chem.*, 1974, **65**, 131–144; (b) K. A. Porter, A. Schier and H. Schmidbauer, *Organometallics*, 2003, **22**, 4922–4927.
- 128 I. Braun, A. M. Asiri, and A. S. K. Hashmi, *ACS Catal.*, 2013, **3**, 1902–1907.
- 129 A. Gómez-Suárez and S. P. Nolan, *Angew. Chem. Int. Ed.*, 2012, **51**, 8156–8159
- 130 (a) G. Seidel, C. W. Lehmann and A. Fürstner, *Angew. Chem. Int. Ed.*, 2010, **49**, 8466–8470; (b) T. N. Hooper, M. Green and C. A. Russell, *Chem. Commun.*, 2010, **46**, 2313–2315; (c) T. J. Brown and R. A. Widenhofer, *Organometallics*, 2011, **30**, 6003–6009; (d) T. J. Brown and R. A. Widenhofer, *J. Organomet. Chem.*, 2011, **696**, 1216–1220.
- 131 P. H.-Y. Cheong, P. Morganelli, M. R. Luzung, K. N. Houk and F. D. Toste, *J. Am. Chem. Soc.*, 2008, **130**, 4517–4526.
- 132 Y. Odabachian, X. F. Le Goff and F. Gagosz, *Chem.-Eur. J.*, 2009, **15**, 8966–8970.
- 133 A. Simonneau, F. Jaroschik, D. Lesage, M. Karanik, R. Guillot, M. Malacria, J.-C. Tabet, J.-P. Goddard, L. Fensterbank, V. Gandon and Y. Gimbert, *Chem. Sci.*, 2011, **2**, 2417–2422.
- 134 (a) D. Weber and M. R. Gagné, *Org. Lett.* 2009, **11**, 4962–4965; (b) D. Weber, M. A. Tarselli and M. R. Gagné, *Angew. Chem. Int. Ed.*, 2009, **48**, 5733–5736; (c) T. J. Brown, D. Weber, M. R. Gagné and R. A. Widenhofer, *J. Am. Chem. Soc.*, 2012, **134**, 9134–9137; (d) D. Weber and M. R. Gagné, *Chem. Sci.*, 2013, **4**, 335–338.
- 135 G. Seidel, C. W. Lehmann and A. Fürstner, *Angew. Chem. Int. Ed.*, 2010, **49**, 8466–8470.
- 136 (a) A. S. K. Hashmi, I. Braun, P. Nösel, J. Schädlich, M. Wietek, M. Rudolph and F. Rominger, *Angew. Chem. Int. Ed.*, 2012, **51**, 4456–4460; (b) A. S. K. Hashmi, M. Wietek, I. Braun, P. Nösel, L. Jongbloed, M. Rudolph, and F. Rominger, *Adv. Synth. Catal.*, 2012, **354**, 555–562; (c) P. Nösel, T. Lauterbach, M. Rudolph, F. Rominger and A. S. K. Hashmi, *Chem-Eur. J.*, 2013, **19**, 8634–8641.
- 137 (a) A. Zhdanko and M. E. Maier, *Chem-Eur. J.*, 2013, **19**, 3932–3942; (b) A. Zhdanko and M. E. Maier, *Chem-Eur. J.*, 2014, **20**, 1918–1930.
- 138 D. Weber, T. D. Jones, L. L. Adduci and M. R. Gagné, *Angew. Chem. Int. Ed.* 2012, **51**, 2452–2456.
- 139 Y. Chen, M. Chen and Y. Liu, *Angew. Chem. Int. Ed.* 2012, **51**, 6181–6186.
- 140 J. E. Heckler, M. Zeller, A. D. Hunter and T. G. Gray, *Angew. Chem. Int. Ed.* 2012, **51**, 5924–5928.
- 141 A. Gómez-Suárez and S. P. Nolan, *Angew. Chem. Int. Ed.* 2012, **51**, 8156–8159.
- 142 A. Grierrane, H. Garcia, A. Corma and E. Álvarez, *ACS Catal.*, 2011, **1**, 1647–1653.
- 143 C. Obradors and A. M. Echavarren, *Chem.-Eur. J.*, 2013, **19**, 3547–3551.
- 144 G. Mazzone, N. Russo and E. Sicilia, *J. Chem. Theory Comput.*, 2015, **11**, 581–590.
- 145 A. Homs, C. Obradors, D. Leboeuf and A. M. Echavarren, *Adv. Synth. Catal.*, 2014, **356**, 221 – 228.
- 146 L. Jašíková and J. Roithová, *Organometallics*, 2013, **32**, 7025–7033.
- 147 (a) L. Ye, Y. Wang, D. H. Aue and L. Zhang, *J. Am. Chem. Soc.*, 2012, **134**, 31–34; (b) Y. Wang, A. Yepremyan, S. Ghorai, R. Todd, D. H. Aue and L. Zhang, *Angew Chem Int Ed.* 2013, **52**, 7795–7799.

- 148 D. D. Vachhani, M. Galli, J. Jacobs, L. Van Meervelt and E. V. Van der Eycken, *Chem. Commun.*, 2013, **49**, 7171–7173.
- 149 (a) A. S. K. Hashmi, I. Braun, M. Rudolph and F. Rominger, *Organometallics*, 2012, **31**, 644–661; (b) A. S. K. Hashmi, T. Lauterbach, P. Nösel, M. H. Vilhelmsen, M. Rudolph and F. Rominger, *Chem.-Eur. J.*, 2012, **19**, 1058–1065; (c) A. S. K. Hashmi, M. Wietek, I. Braun, P. Nösel, L. Jongbloed, M. Rudolph and F. Rominger, *Adv. Synth. Catal.*, 2012, **354**, 555–562; (d) M. M. Hansmann, M. Rudolph, F. Rominger and A. S. K. Hashmi, *Angew. Chem. Int. Ed.*, 2013, **52**, 2593–2598; (e) P. Nösel, T. Lauterbach, M. Rudolph, F. Rominger and A. S. K. Hashmi, *Chem.-Eur. J.*, 2013, **19**, 8634–8641; (f) K. Graf, P. D. Hindenberg, Y. Tokimizu, S. Naoe, M. Rudolph, F. Rominger, H. Ohno, and A. S. K. Hashmi, *ChemCatChem*, 2014, **6**, 199–204.
- 150 (a) G. Lemièrè, V. Gandon, N. Agenet, J.-P. Goddard, A. de Kozak, C. Aubert, L. Fensterbank and M. Malacria, *Angew. Chem. Int. Ed.* 2006, **45**, 7596–7599; (b) R. L. LaLonde, B. D. Sherry, E. J. Kang and F. D. Toste, *J. Am. Chem. Soc.*, 2007, **129**, 2452–2453; (c) M. Schelwies, A. L. Dempwolff, F. Rominger and G. Helmchen, *Angew. Chem. Int. Ed.*, 2007, **46**, 5598–5601; (d) G.-Y. Lin, C.-Y. Yang and R.-S. Liu, *J. Org. Chem.*, 2007, **72**, 6753–6757; (e) Z. Zhang, and R. A. Widenhofer, *Org. Lett.*, 2008, **10**, 2079–2081; (f) Y. Xia, A. S. Dudnik, V. Gevorgyan and Y. Li, *J. Am. Chem. Soc.*, 2008, **130**, 6940–6941; (g) W. Li, Y. Li and J. Zhang, *Chem.-Eur. J.*, 2010, **16**, 6447–6450; (h) M. Bandini, A. Bottoni, M. Chiarucci, G. Cera, and G. P. Miscione, *J. Am. Chem. Soc.*, 2014, **134**, 20690–20700; (j) T. Zhou, L. Xu and Y. Xia, *Org. Lett.*, 2013, **15**, 6074–6077; (k) T. Zhou and Y. Xia, *Organometallics*, 2014, **33**, 4230–4239.
- 151 P. W. Davies and N. Martin, *Org. Lett.*, 2009, **11**, 2293–2296.
- 152 A. S. K. Hashmi, T. Lauterbach, P. Nösel, M. H. Vilhelmsen, M. Rudolph and F. Rominger, *Chem.-Eur. J.* 2013, **19**, 1058–1065.
- 153 (a) A. Macchioni, *Chem. Rev.* 2005, **105**, 2039–2073; (b) G. Ciancaleoni, C. Zuccaccia, D. Zuccaccia and A. Macchioni, *Organometallics*, 2007, **26**, 3624–3626; (c) D. Zuccaccia, L. Belpassi, F. Tarantelli and A. Macchioni, *J. Am. Chem. Soc.*, 2009, **131**, 3170–3171; (d) D. Zuccaccia, L. Belpassi, F. Tarantelli and A. Macchioni, *J. Am. Chem. Soc.*, 2009, **131**, 3170–3171; (e) N. Salvi, L. Belpassi, D. Zuccaccia, F. Tarantelli and A. Macchioni, *J. Organomet. Chem.*, 2010, **695**, 2679–2686; (f) G. Ciancaleoni, L. Belpassi, F. Tarantelli, D. Zuccaccia and A. Macchioni, *Dalton Trans.*, 2013, **22**, 4122–4131.
- 154 G. L. Hamilton, E. J. Kang, M. Mba and F. D. Toste, *Science*, 2007, **317**, 496–499.
- 155 (a) K. Aikawa, M. Kojima and K. Mikami, *Angew. Chem. Int. Ed.* 2009, **121**, 6189–6193; (b) K. Aikawa, M. Kojima and K. Mikami, *Adv. Synth. Catal.*, 2010, **352**, 3131–3135; (c) K. L. Butler, M. Tragni and R. A. Widenhofer, *Angew. Chem. Int. Ed.*, 2012, **51**, 5175–5178.
- 156 (a) R. L. LaLonde, B. D. Sherry, E. J. Kang, and F. D. Toste, *J. Am. Chem. Soc.*, 2007, **129**, 2452–2453; (b) J. H. Kim, S.-W. Park, S. R. Park, S. Lee and E. J. Kang, *Chem. Asian. J.*, 2011, **6**, 1982–1986.
- 157 (a) K. Aikawa, M. Kojima and K. Mikami, *Angew. Chem. Int. Ed.*, 2009, **48**, 6073–6077; (b) K. Aikawa, M. Kojima and K. Mikami, *Adv. Synth. Catal.*, 2010, **352**, 3131–3135.
- 158 (a) X.-Y. Liu and C.-M. Che, *Org. Lett.*, 2009, **11**, 4204–4207; (b) Z.-Y. Han, H. Xiao, X.-H. Chen and L.-Z. Gong, *J. Am. Chem. Soc.*, 2009, **131**, 9182–9183; (c) M. E. Muratore, C. A. Holloway, A. W. Pilling, R. I. Storer, G. Trevitt and D. J. Dixon, *J. Am. Chem. Soc.*, 2009, **131**, 10796–10797; (d) C. Wang, Z.-Y. Han, H.-W. Luo and L.-Z. Gong, *Org. Lett.*, 2010, **12**, 2266–2269; (e) A. S. K. Hashmi and C. Hubbert, *Angew. Chem. Int. Ed.*, 2010, **49**, 1010–1012.
- 159 M. Raducan, M. Moreno, C. Bour and A. M. Echavarren, *Chem. Commun.*, 2012, **48**, 52–54.