

Organic & Biomolecular Chemistry

Accepted Manuscript



This is an *Accepted Manuscript*, which has been through the Royal Society of Chemistry peer review process and has been accepted for publication.

Accepted Manuscripts are published online shortly after acceptance, before technical editing, formatting and proof reading. Using this free service, authors can make their results available to the community, in citable form, before we publish the edited article. We will replace this *Accepted Manuscript* with the edited and formatted *Advance Article* as soon as it is available.

You can find more information about *Accepted Manuscripts* in the [Information for Authors](#).

Please note that technical editing may introduce minor changes to the text and/or graphics, which may alter content. The journal's standard [Terms & Conditions](#) and the [Ethical guidelines](#) still apply. In no event shall the Royal Society of Chemistry be held responsible for any errors or omissions in this *Accepted Manuscript* or any consequences arising from the use of any information it contains.

Putting corannulene in its place. Reactivity studies comparing corannulene with other aromatic hydrocarbons†

Cite this: DOI: 10.1039/x0xx00000x

Received 00th January 2012,
Accepted 00th January 2012

DOI: 10.1039/x0xx00000x

www.rsc.org/

Stephen R. D. George,^a Thomas D. H. Frith,^a Donald S. Thomas^{b,*} and Jason B. Harper^{a,*}

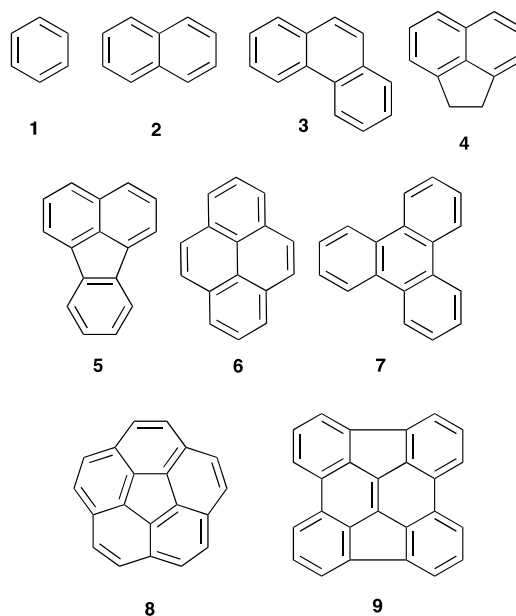
A series of aromatic hydrocarbons were investigated so as to compare the reactivity of corannulene with planar aromatic hydrocarbons. Corannulene was found to be more reactive than benzene, naphthalene and triphenylene to Friedel-Crafts acylation whilst electrophilic aromatic bromination was also used to confirm that triphenylene was less reactive than corannulene and that pyrene, perylene and acenaphthene were more so. The stabilisation of a neighbouring carbocation by the various aromatic systems was investigated through consideration of the rates of methanolysis of a series of benzylic alcohols. The reactivity series was found to parallel that observed for the electrophilic aromatic substitutions and both series are supported by computational studies. As such, a reactivity scale was devised that showed that corannulene was less reactive than would be expected for an aromatic planar species of similar pi electron count.

Introduction

Polycyclic aromatic hydrocarbons (PAHs) are a group of cyclic compounds consisting of fused aromatic rings that do not contain any heteroatoms; the carbon atoms are predominantly sp² hybridised and the pi electrons of the system delocalised.¹ First discovered in crude oils in the late 1800's,² PAHs can either be a simple one ring extension of the monocyclic benzene **1** to give naphthalene **2** or form more complex polycycles such as phenanthrene **3**, the tethered naphthyl system acenaphthene **4**, fluoranthene **5**, pyrene **6** and triphenylene **7**. Recently there has been significant interest³ in non-planar PAHs such as corannulene **8** and **9**,⁴ as potential starting points for the rational synthesis of carbon nanotubes.

Reactions of these species, particularly towards electrophiles, are well studied; these reactions include the Friedel-Crafts acylation of species **1**,⁵ **2**,⁵ **3**,⁶ **5**,⁷ **7**⁸ and **8**,⁹ and the bromination of acenaphthene **4**¹⁰ and pyrene **6**.¹¹ In terms of the relative reactivity of some of these species, competitive sulfonation¹² showed that reactivity increased in the order benzene **1**, phenanthrene **3**, naphthalene **2** and, finally, pyrene **6** with the order of **1**, **3** and **2** also confirmed by Gore *et. al.*¹³ and Pryor *et. al.*¹⁴ Whilst no competitive bromination studies have been undertaken, a comparison of reaction conditions allows a reactivity order to be developed. Species **1** and **2** do not react with *N*-bromosuccinimide at room temperature in DMF.¹⁵ The larger species **5** undergoes reaction at elevated temperature¹⁶

whilst species **4** and **6** react to completion in 2¹⁵ and 24¹⁷ hours respectively at room temperature.



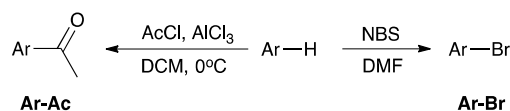
Whilst the order of reactivity towards electrophilic aromatic substitution is relatively consistent across the reactions considered, it is clear that a number of factors, including the total number of pi electrons and the potential for isolated

aromatic cores¹⁸ need to be taken into account. Of particular interest would be the position that corannulene **8** takes in this series as complications arise as a result of the non-planarity of this species.

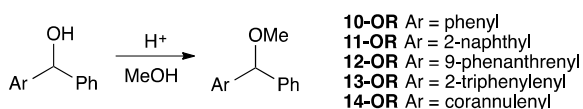
The reactivity of non-planar aromatic hydrocarbons has been considered, but typically this centres on the reactivity of a double bond with distorted geometry; this is exemplified by the work of Scott *et al.*,¹⁹ who showed that the reactivity of the internal double bond of the chrysene derivative **9** with nucleophiles and to cycloadditions was enhanced relative to equivalent planar systems. Reactivity at the periphery has not been considered to the same extent, with simply reports of successful electrophilic aromatic substitutions to systems such as corannulene **8** (including acylation²⁰ and nitration²¹).

S_N1 reactions adjacent to a non-planar aromatic, at the 'benzylic' position, have also not been considered. The corresponding data²² for planar aromatic compounds based on acetolysis of arylmethyl tosylates,[§] suggests a reactivity order similar to that described for electrophilic aromatic substitution but also highlights the importance of the site of substitution.[‡] Whilst the bent systems would be expected to have reduced pi orbital overlap compared to a planar counterpart and hence reduced aromatic stabilisation, which is supported by computational investigations,²³ how this affects the reactivity of corannulene and its derivatives is unknown.

With the above in mind, the aim of the work described herein is to rank corannulene **8** amongst the other polycyclic aromatic hydrocarbons in terms of reactivity. In order to do this, two electrophilic aromatic substitution processes, Friedel-Crafts acylation and bromination (Scheme 1), were used to determine the reactivity of corannulene **8** in comparison to a range of commercially available planar aromatic species **1-7**. Particularly, competition reactions between these species allowed an order of reactivity to be determined. Further, the ability of these species to stabilise an incipient carbocation on a carbon adjacent to the aryl system was investigated using an S_N1 methanolysis pathway (Scheme 2). Each of these contrasting reactions (an electrophilic aromatic substitution and a reaction proceeding through a 'benzylic' carbocation) are of interest in determining the reactivity of non-planar polycyclic aromatic species relative to the related planar cases.



Scheme 1 The Friedel-Crafts acylation (left) and the electrophilic bromination (right) of the desired PAHs. Ar = phenyl (**1**), naphthyl (**2**), phenanthrenyl (**3**), acenaphthenyl (**4**), fluoranthenyl (**5**), pyrenyl (**6**) and triphenylenyl (**7**).



Scheme 2 The methanolysis of benzylic alcohols **10-OH** to **14-OH** in acidic methanol.

Experimental

All chemicals used were purchased from either Sigma-Aldrich, Alfa Aesar, Strem or Precious Metals Online and were used without further purification. Corannulene **8** was the generous gift of Prof. Jay Siegel (Tianjin University). Organic solvents used in synthesis were either used as received from Ajax Finechem or collected from a Pure Solv MD Solvent Purification System.

NMR spectroscopy was performed using either a Bruker Avance 300 (300.13 MHz, ¹H; 75.5 MHz, ¹³C), an Avance III 400 (400.13 MHz, ¹H; 100.6 MHz, ¹³C) with a Prodigy cryoprobe cppbbo, an Avance III 500 (500.13 MHz, ¹H; 125.7 MHz, ¹³C) with a tbi probe or an Avance III 600 (600.13 MHz, ¹H; 150.9 MHz ¹³C). NMR spectra were processed using the Bruker TOPSPIN 3.0 software.

Authentic samples of the acylated derivatives of species **1**, **2**, **5**, **6**, **7** and **8** were prepared prior to the competition reactions described below, using equivalent methodology. The corannulene derivative **8-Ac** had not been previously prepared and hence was fully characterised, whilst physical and spectral data for the remainder was consistent with that reported in literature (see ESI for full details). The (aryl)phenylmethanols **10-OH** to **14-OH** were synthesised either through reduction of the commercially available parent ketone (for alcohol **10-OH**), through reaction of the parent aldehyde with phenyl lithium (for alcohol **11-OH**), utilising lithiation of the available aryl bromide and quenching with benzaldehyde (for alcohol **12-OH**) or *via* a Friedel-Crafts addition of benzoyl chloride to the unsubstituted aromatic core followed by the aforementioned reduction (for alcohols **13-OH** and **14-OH**). The alcohols **12-OH**, **13-OH** and **14-OH** had not been previously prepared so were fully characterised, whilst the remainder had physical and spectral data matching that reported in literature (see ESI for full details). The corresponding methyl ethers (**10-OMe** to **14-OMe**) were isolated after being treated with acidic methanol at reflux for 3 hours (full details can be found in the ESI).

Acylation of polycyclic aromatic compounds - competition reactions

To a stirred suspension of aluminium(III) trichloride (51.2 mg, 384 μmol) and the two aromatic species being studied (*ca.* 60 μmol each) in dichloromethane (5 mL) at 0°C under dynamic nitrogen was added acetyl chloride (8.0 μL, 112 μmol) as a solution in anhydrous dichloromethane (0.1 mL). The extents of conversion for each compound were determined through comparison of the integrations of the signals due to the starting material and the product in the ¹H NMR spectrum (see ESI). This data allowed determination of the relative rates of reaction of the two aromatic species. Each competition reaction was carried out in triplicate.

Kinetic analysis of the methanolysis of alcohols **10-OH** to **14-OH**

A solution of sulfuric acid (98% w/w, 35 mg, 360 μmol) in deuterated methanol (0.6 mL) was generated. Of this, a portion

(0.5 mL) was added to an NMR tube that contained the alcohol (28 μmol) being investigated. The reaction mixture was held at 23.8°C in an NMR spectrometer and ^1H NMR spectra taken at appropriate intervals until at least three half lives had been measured. The extent of reaction at a given time was determined through comparing the integration due to a signal corresponding to the starting material relative to the integration of a signal due to the product ether (see ESI). This allowed calculation of observed first order rate constants for the methanolysis of the alcohols **10-OH** to **14-OH** under these conditions. The kinetic analysis for each alcohol was carried out in triplicate.

Computational parameters

Compounds **1**, **2** and **6-8** along with the corresponding non-isolable intermediates in the reaction outlined in Scheme 1 (left) were modelled using Gaussian 03²⁴ at an RHF/6-311++G level of theory. Geometry optimized structures were obtained and energies determined. Fine grain visualization of the frontier molecular orbitals was performed using GaussView 3.0. As models for the reaction outlined in Scheme 2, the methylated derivatives **S1-S5** and the corresponding benzylic cations **S1⁺-S5⁺** were also treated in the same fashion.

Results and discussion

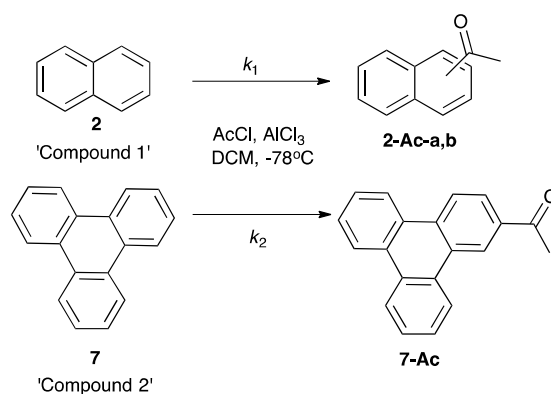
Initially, Friedel-Crafts acetylation of the aromatic species **1-8** was considered. Before competition reactions could be considered, a methodology was required in which each of the species **1-8** reacted to give products readily identified using NMR spectroscopy. Using conditions similar to those described for the trimethylacetylation of corannulene **8**²⁰ (addition of aromatic species to 2.5 equivalents of the preformed acetyl cation at -78°C) allowed isolation of previously unreported monoacetylated corannulene **8-Ac**. This species was readily identified using ^1H NMR spectroscopy with a ratio of 1:3 noted for the relative integrations of the acetyl singlet at δ 2.82 and the signals due to the aromatic protons in the range δ 7.57 - 8.57. Under the same conditions, acetylation of species **1**, **2**, **6** and **7** also proceeded smoothly to give products readily identifiable using ^1H NMR spectroscopy; acetophenone²⁵ **1-Ac**, 1-acetylnaphthalene²⁶ **2-Ac-a**, 2-acetylnaphthalene²⁷ **2-Ac-b**, 1-acetylpyrene²⁸ **6-Ac** and 2-acetyltriphenylene²⁹ **7-Ac** indicating that, in all cases, monoacetylation had occurred, with only reaction of naphthalene **2** giving a mixture of regioisomers. Unfortunately, under these conditions, fluoranthene underwent diacetylation and reaction of phenanthrene **3** and acenaphthene **4** gave mixtures in which no product could be readily identified using ^1H NMR spectroscopy. Altering either the concentration of the aromatic starting material (from 0.2 mM to 0.05 mM) or the order of addition of reagents had no effect upon this result. It is worth noting that phenanthrene **3** has been reported previously to undergo reversible Friedel-Crafts acylations to form a complex mixture of isomers,³⁰ which may account for the complexity of the product mixture in that case.

Whilst the above results gave a clear indication of which systems could be directly monitored using ^1H NMR spectroscopy, and which conditions could be readily used, they also highlighted a problem with this reaction in terms of determining absolute rate constants; the reactions went to completion in under an hour, which, when considered alongside the heterogeneous nature of the aluminium catalyst, made monitoring the individual reaction rates very difficult.

As an alternative, competition reactions were used in which two aromatic species were placed in the same reaction vessel with *ca.* 0.5 equivalents (relative to the total amount of competing substrates) of acetyl chloride and *ca.* 3 equivalents of aluminium trichloride. The extents of conversion of the two systems were monitored using ^1H NMR spectroscopy and this data converted into a ratio of the rate constants of the two species present (Scheme 3, Equation 1).³¹ As described previously, this is a particularly robust method in which the data is independent of the ratio of the starting materials or the extent of reaction.

Using this technique, the five systems (**1**, **2** and **6-8**) that mono-acetylate to give products readily identified using NMR spectroscopy were investigated using competition experiments. The resulting ^1H NMR spectra were compared to authentic samples of the starting materials and products and the resulting ratio of rate constants tabulated below (Table 1).

The first result to note is the complete selectivity under the reaction conditions with naphthalene **2** reacting whilst benzene **1** did not. This result was not unexpected as the enhanced reactivity of naphthalene **2** compared to benzene **1** towards electrophilic aromatic substitution, due to the lower decrease in the aromatic stabilisation energy on reaction, is well noted in the literature.^{12, 32}



Scheme 3 An example competition reaction between naphthalene **2** and triphenylene **7**.

$$\frac{\ln(x_1)}{\ln(x_2)} = \frac{k_1}{k_2}$$

Where: x_1 is the extent of conversion of compound 1,
 x_2 is the extent of conversion of compound 2,
 k_1 is the rate constant of the acylation of compound 1, and
 k_2 is the rate constant of the acylation of compound 2.

Equation 1 A measure of the ratio of the respective reaction rates as calculated from their extents of conversion as per Yau *et al.*³¹

Table 1 The ratio of the rate constants as determined using Equation 1, for the competition reactions between aromatic systems shown in Scheme 1 at what temperature. Where reported the uncertainty in the final result is half the range of triplicate data.

Compound 1	Compound 2	Ratio of rates (k_1/k_2)
Benzene 1	Naphthalene 2	<0.02 ^a
Naphthalene 2	Pyrene 6	<0.02 ^a
Naphthalene 2	Corannulene 8	<0.02 ^a
Pyrene 6	Triphenylene 7	>50 ^a
Pyrene 6	Corannulene 8	>50 ^a
Triphenylene 7	Corannulene 8	0.29(2)

^a This assumes a detection limit for the extent of conversion of either compound of 5%.

With one 'end' of the reactivity scale identified (in this case the lower), it became of interest to find the most reactive of the aromatic species being considered. Pyrene **6** showed complete selectivity regardless of the competition partner chosen, was the most reactive of the systems chosen to the Friedel-Crafts acylation, likely due to the significant amount of delocalisation of positive charge possible in the acylated intermediate which is a phenalenyl cation.

To find the order of reactivity of naphthalene **2**, triphenylene **7** and corannulene **8**, the two former species were tested against corannulene **8**. The resulting ¹H NMR spectra indicated that corannulene **8** was the most reactive of the three species (as its extent of conversion was higher than either of the other two species) and, through the use of Equation 1, had a rate constant that was 3.50(20) times greater than triphenylene **7** and at least 50 times greater than naphthalene **2**.

The acylation results clearly showed that (with respect to reaction with the acetyl cation) corannulene **8** reacts at a faster rate than triphenylene **7**, naphthalene **2** and benzene **1** and at a slower rate than pyrene **6**. The order of pyrene **6**, naphthalene **2** and benzene **1** in this reactivity series is in good agreement with the sulfonation¹² results previously mentioned and is not unreasonable given the increasing number of pi electrons which may be involved in delocalisation of the positive charge in the intermediates. The three larger systems **6-8** have comparable numbers of pi electrons, so comparison of their reactivity demonstrates the importance of the structure of the systems. The significant reactivity of triphenylene **7** and corannulene **8** is perhaps not overly surprising considering the larger potential pi orbital conjugation though there are fewer resonance forms in which Kekule sextets are disrupted in the corannulene **8** case suggesting curvature may negate (to some extent) the energetic cost of such disruption. The significantly greater reactivity of the pyrene in these cases can be correlated to the increased extent of delocalisation in the phenalenyl type intermediate.

In order to further understand this order of reactivity, computational studies were carried out. The aromatic species **1**, **2** and **6-8** along with the corresponding acylated cationic intermediates were modelled at RHF/6-311++G level of theory and their energies determined in the gas phase (see Table S3 for full details). As the relative energies of the intermediates can be correlated to the relative energies of the transition state

leading to them, these data allowed the activation barriers for the acylation of aromatic species **1**, **2** and **6-8** to be ranked (see Figure S1). These were found to parallel the order of reactivity outlined in Table 1, though the subtle difference between triphenylene **7** and corannulene **8** was not reproduced.

Investigation of the frontier molecular orbitals of the intermediates in all of these cases shows significant delocalisation across the whole of the molecule in each case; this is particularly notable in the pyrene **6** (see Table S4), once again consistent with the phenalenyl cation. The one exception is the LUMO in the triphenylene case, which is localised on the ring that is being substituted. Examination of the Mulliken charges (Table S5) further supports the delocalisation of charge in the intermediates and further highlights the localisation of charge on one ring in the triphenylene case.

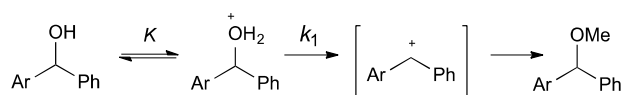
Confirmation of the reactivity order observed for acylation was highly desirable and, as such, electrophilic bromination using *N*-bromosuccinimide was examined; this reagent has been used extensively for bromination of a range of PAHs.^{16, 33}

The reaction of corannulene **8** with *N*-bromosuccinimide over 24 hours resulted in a complex mixture of species as noted using ¹H NMR spectroscopy (see ESI for conditions and analysis). Importantly a large amount of unreacted corannulene **8** was present at the end of the reaction (*ca.* 50% as determined using ¹H NMR analyses).[‡] The small extent of conversion demonstrates that corannulene **8** is far less reactive than pyrene **6** which, under the same conditions, resulted in a greater than 80% isolated yield of the mono-brominated product **2-Br** after 24 hours, as is consistent with literature reports.¹⁵ Triphenylene **7**, benzene **1** and naphthalene **2** did not react with *N*-bromosuccinimide under the same conditions (with the latter two cases being consistent with literature reports¹⁵) whilst acenaphthene **4** gave the monobrominated product 5-bromoacenaphthene **4-Br** in 3 hours in an 84% yield. The extent of conversion of phenanthrene **3** was *ca.* 38% after 24 h to a complex mixture of brominated isomers, indicating that it has comparable reactivity to corannulene **8** under these conditions.

The higher reactivity of corannulene **8** and pyrene **6** compared to benzene **1** and naphthalene **2** for electrophilic bromination is consistent with all previous data. The lack of reactivity of triphenylene **7** is particularly surprising indicating that the threshold reactivity required for reaction in this case lies between triphenylene **7** and corannulene **8**. The much higher reactivity of pyrene **6** and acenaphthene **4** as compared to corannulene **8** is also an expected result, particularly when one considers the donating effect of the ethane bridge in acenaphthene **4**. The high reactivity of phenanthrene **3** is the most contradictory result, as literature precedent indicates reactivity comparable to naphthalene **2**.

Clearly, further consideration of the systems was required and, as discussed in the Introduction, an S_N1 methanolysis pathway (Scheme 4) was also considered. Once again, the difference between these two reactions (an electrophilic aromatic substitution and a process which proceeds through a benzylic carbocation) should be noted but this provides further

insight into the reactivity of curved polycyclic systems relative to their planar counterparts. The reactivities of the derivatives **10-OH** to **14-OH** allowed the effectiveness of the various PAHs at stabilising developing adjacent positive charges to be probed. The reaction was simple to perform and monitor *in situ* using ^1H NMR spectroscopy allowing rate constants to be determined. It is worth noting that the observed first order rate constant (k_{obs}) is a function of the first-order rate constant for the formation of the intermediate cation (k_1), the concentration of acid ($[\text{H}^+]$) and the extent of protonation of the alcohol as determined by the position of equilibrium (K) (Scheme 4, Equation 2).



10-OR Ar = phenyl
11-OR Ar = 2-naphthyl
12-OR Ar = 9-phenanthrenyl
13-OR Ar = 2-triphenylenyl
14-OR Ar = corannulenylyl

Scheme 4 The methanolysis of an alcohol, which proceeds through a protonated alcohol and subsequent carbocation intermediate.

$$\begin{aligned} \text{Rate} &= k_1[\text{RR}'\text{CHOH}_2^+] \\ &= k_1K[\text{H}^+][\text{RR}'\text{CHOH}] \\ &= k_{\text{obs}}[\text{RR}'\text{CHOH}] \end{aligned}$$

$$\text{Hence, } k_{\text{obs}} = k_1[\text{H}^+]K$$

Equation 2 The observed rate constant (k_{obs}) expressed as a function of the first-order rate constant (k_1), the acid concentration ($[\text{H}^+]$) and the pre-equilibrium constant (K).

Given the acid concentration ($[\text{H}^+]$) is controlled through the methodology, it is important to consider whether the equilibrium constant (K) will vary for the different alcohols. Whilst it would be simplest to assume that the value for K does not change, any significant alteration of this value between the alcohols would invalidate any comparison of k_{obs} between the systems. The easiest way to consider whether the position of equilibrium would vary with the structure of the alcohol might be to consider any changes in the $\text{p}K_{\text{a}}$ values of the corresponding protonated species. Unfortunately, these values have not been reported for the protonated forms of the alcohols of interest. Irrespective, any effects of changing the structure of the alcohol upon the $\text{p}K_{\text{a}}$ value of the protonated form of that alcohol (and ultimately the position of the equilibrium) would be expected to be significantly less than any effects upon the stabilisation of the intermediate carbocation (due to its increased proximity to the adjacent aromatic system) and affect the observed rate in the same way. Therefore, any changes in the observed rate constant can be attributed mainly to changes in the stabilisation of the intermediate carbocation, so comparing values for the observed rate constants is reasonable.

The observed rate constants for the methanolysis of the benzylic alcohols are presented in Table 2. In all cases the reaction proceeded irreversibly to give the corresponding methyl ester.

The observed rate constant for the methanolysis of 2-naphthyl-1-phenyl methanol **11-OH** is *ca.* 3.5 times greater than that for benzhydrol **10-OH**. The effect is similar to that described previously in the acetolysis of arylmethyl tosylates,²² though the magnitude of the change is less; this may either be the result of a different degree of charge build-up or steric interactions between the two aromatic systems limiting orbital overlap in this case. Irrespective, it is also consistent with the results described above for electrophilic aromatic substitution and is due to the lower decrease in aromatic stabilisation energy on delocalisation of the incipient positive charge and the greater pi system over which it may delocalised.

Table 2 The observed rate constant for the methanolysis of each of the alcohols **10-OH** to **14-OH** in acidic methanol at 23.8°C. Uncertainties are reported as half the range of triplicate experiments.

Alcohol	$k_1 / 10^{-5} \text{ s}^{-1}$
benzhydrol 10-OH	6.16(0.6)
(2-naphthyl)phenylmethanol 11-OH	21.0(1.4)
(9-phenanthrenyl)phenylmethanol 12-OH	19.3(1.9)
(triphenylenyl)phenylmethanol 13-OH	33.8(7.9)
(corannulenylyl)phenylmethanol 14-OH	38.6(2.7)

The rate constant for the reaction of the phenanthrene derivative **12-OH** was found to be the same as for the naphthalene derivative **11-OH**, indicating that the phenanthrenyl system was able to stabilise the intermediate carbocation only to a similar extent as the naphthyl system. This is somewhat surprising given the significant rate enhancement seen between 2-naphthyl and 9-phenanthrenyl systems in the acetolysis of arylmethyl tosylates, though this may be the result of the greater potential steric interactions between the aryl systems in this case. It is also consistent with a similar overall number of pi electrons in the molecule.

Methanolysis of the triphenylene derivative **13-OH** gave a rate constant *ca.* 5 times faster than the parent benzhydrol **10-OH** indicating that the triphenylene 7 core stabilised the incipient carbocation to a greater degree than either naphthalene **2** or phenanthrene **3**, a result consistent with the previously studied Friedel-Crafts reactions and the increased size of the pi system.

Lastly, the rate constant for the methanolysis of (corannulenylyl)phenylmethanol **14-OH** was found to be the same as for the triphenylene derivative **13-OH** and hence greater than the other cases considered, indicating that corannulene is the (equally) most effective cation at stabilising adjacent incipient positive charges. This result is consistent with the similar rate constants found in the Friedel-Crafts competition reactions and the similar sizes of the pi systems.

Once again, computational studies were carried out to support this observed order of reactivity. In this case, rather than model the starting materials **10-OH** to **14-OH** (and the

corresponding benzylic cations) the methylated derivatives of species **1**, **2** and **6-8** (compounds **S1-S5**, see ESI) along with the corresponding benzylic cations were considered; this was anticipated to not only reduce computational cost but also focus on the extent to which the (poly)cyclic aromatic substituent stabilised the developing positive charge. The relative energies of the methyl derivatives **S1-S5** and their corresponding benzylic cations (Table S6, Figure S2) generally paralleled the order of reactivity seen for species **10-OH** to **14-OH**. The differences in relative energies were much smaller than observed for the acylation of species **1**, **2** and **6-8**, as would be expected based on the similarities in observed rates. Note that the calculated data suggests that the phenanthrene derivative **12-OH** would react faster than the naphthalene derivative **11-OH** (though they are observed to be the same experimentally) and that the triphenylene derivative **13-OH** is as reactive under these conditions as the naphthalene derivative **12-OH** (it is faster, just outside experimental error) and less reactive than the corannulene derivative **14-OH** (same within uncertainty). The latter may simply be the result of the larger uncertainty in the rate constant in that case.

The frontier molecular orbitals of the species **S1-S5** and the corresponding benzylic cations were also examined (Table S7). As for the previous case, there was significant delocalisation of these orbitals across the whole molecule in almost every example, with the LUMO in the triphenylene case being (again) a notable exception. Once again, the Mulliken charges support (Table S8) significant delocalisation of the charge and the importance of not disrupting Kekule sextets in cases such as triphenylene.

Given both the experimental and the computational data, the larger rate constant for methanolysis for the corannulene case **14-OH** as compared to (say) the naphthyl case **11-OH** may be expected simply due to the size of the available conjugation pathway, any contribution to the larger observed rate constant due to either the curvature of the corannulene portion of the molecule or its rapid inversion at room temperature cannot be differentiated.

Conclusions

Utilising Friedel-Crafts reaction conditions, the order of reactivity for species **1**, **2**, **6**, **7** and **8** to electrophilic substitution was readily determined. Electrophilic bromination reactions further confirmed this data whilst including the substituted naphthalene **4** in overall order. Importantly, corannulene **8** was found to be more reactive than benzene **1**, naphthalene **2** and triphenylene **7** and less reactive than pyrene **6** and acenaphthene **4**. Comparison of the rate constants for acylation suggests that corannulene **8** was most similar to triphenylene **7** in terms of stability of the intermediate. The order of reactivity was paralleled in computational studies.

S_N1 methanolysis of the benzylic alcohols **10-OH** to **14-OH** was successfully performed, and showed the greater stabilising ability (of an incipient carbocation) of corannulene **8** compared to naphthalene **2** and benzene **1**, as well as

confirming the similarity between triphenylene **7** and corannulene **8** noted above. Once again, computational studies were consistent with these outcomes.

The overall goal of this study was to compare corannulene **8** with other common planar PAHs in order to construct a reactivity scale. This has been achieved with the most notable outcome being the similar results for triphenylene **7** and corannulene **8**.

Acknowledgements

SRDG acknowledges the support of the Australian government through the receipt of an Australian Postgraduate Award. JBH acknowledges financial support from the Australian Research Council Discovery Project Funding Scheme (Project DP130102331). The authors would like to acknowledge the NMR Facility within the Mark Wainwright Analytical Centre at the University of New South Wales for NMR support.

Notes and references

^a School of Chemistry, University of New South Wales, UNSW Sydney NSW 2052, Australia. Fax: +61 2 9385 6141; Tel: +61 2 9385 4692; E-mail: j.harper@unsw.edu.au

^b Nuclear Magnetic Resonance Facility, Mark Wainwright Analytical Centre, University of New South Wales, UNSW Sydney NSW 2052, Australia; E-mail: donald.thomas@unsw.edu.au

† Electronic Supplementary Information (ESI) available: Preparation of the acylated derivatives of species **1**, **2** and **6-8**, the alcohols **10-OH** to **14-OH** and the ethers **10-OCH₃** to **14-OCH₃**; conditions used for the bromination of corannulene **8**; spectra of all novel compounds; details of the competitive acylation reactions involving species **1**, **2** and **6-8**; kinetic analyses of the methanolysis of the alcohols **10-OH** to **14-OH**; energies of the species **1**, **2** and **6-8** and the corresponding acylated intermediates **1-Int**, **2-Inta,b** and **6-Int** to **8-Int**; reaction coordinate showing relative energies for the process shown in Scheme 1 (left); frontier molecular orbitals for the species **1-Int**, **2-Inta,b** and **6-Int** to **8-Int**; charge densities for the species **1-Int**, **2-Inta,b** and **6-Int** to **8-Int**; energies of the methylated species **S1-S5** and the corresponding acylated intermediates **S1⁺-S5⁺**; diagram showing relative energies of **S1-S5** and **S1⁺-S5⁺**; frontier molecular orbitals for the species **S1⁺-S5⁺**; charge densities for the species **S1⁺-S5⁺**. See DOI: 10.1039/b000000x/

§ There is also some computational^{34,35} and experimental³⁶ data for the relative stability of carbocations adjacent to various planar aromatic species, with larger planar systems general giving the more stable carbocation, though the importance of the site of substitution is further demonstrated.

€ The symmetry of corannulene **8** means that issues of the site of substitution do not arise with this non-planar aromatic.

£ It is worth noting that the monobromination of corannulene has been reported using bromine / iron(III) bromide at low temperatures.³⁷

1. J. C. Fetzer, *Polycyclic Aromat. Compd.*, 2007, **27**, 143-162.
2. C. Glaser, *Ber. Dtsch. Chem. Ges.*, 1872, **5**, 12.
3. C. B. Larsen and N. T. Lucas, *Chem. N. Z.*, 2012, **76**, 49-55.
4. L. T. Scott, M. M. Boorum, B. J. McMahon, S. Hagen, J. Mack, J. Blank, H. Wegner and A. d. Meijere, *Science*, 2002, **22**, 1500-1503.

5. H. Sharghi, M. Jokar, M. M. Doroodmand and R. Khalifeh, *Adv. Synth. Catal.*, 2010, **352**, 3031-3044.
6. E. Mosettig and J. van de Kamp, *J. Am. Chem. Soc.*, 1930, **52**, 3704-3720.
7. J.-H. Li, D. V. Ferraris, P. W. Kletzly, W. Li, E. Y. Wang, A. D. Xing, W. Xu and J. Zhang, Preparation of symmetrically disubstituted aromatic compounds and pharmaceutical compositions for the inhibition and/or modulation of human poly(ADP-ribose) glycohydrolase (PARG) activity, WO2002057211A1, Guilford Pharmaceuticals Inc., USA . 2002, p. 92 pp.
8. M. J. Tanga, R. F. Davis and E. J. Reist, *J. Heterocycl. Chem.*, 1987, **24**, 39-41.
9. S. Nishida, Y. Morita, A. Ueda, T. Kobayashi, K. Fukui, K. Ogasawara, K. Sato, T. Takui and K. Nakasuji, *J. Am. Chem. Soc.*, 2008, **130**, 14954-14955.
10. G. Felix, M. Laguerre, J. Dunogues and R. Calas, *J. Org. Chem.*, 1982, **47**, 1423-1427.
11. R. S. Kathayat and N. S. Finney, *J. Am. Chem. Soc.*, 2013, **135**, 12612-12614.
12. A. R. Katritzky, M. S. Kim, D. Fedoseyenko, K. Widyan, M. Siskin and M. Francisco, *Tetrahedron*, 2009, **65**, 1111-1114.
13. P. H. Gore, C. K. Thadani, S. Thorburn and M. Yusuf, *J. Chem. Soc. C: Org.*, 1971, 2329-2330.
14. W. A. Pryor, G. J. Gleicher, J. P. Cosgrove and D. F. Church, *J. Org. Chem.*, 1984, **49**, 5189-5194.
15. R. H. Mitchell, Y.-H. Lai and R. V. Williams, *J. Org. Chem.*, 1979, **44**, 4733-4735.
16. T. Morofuji, A. Shimizu and J.-i. Yoshida, *Angew. Chem., Int. Ed.*, 2012, **51**, 7259-7262.
17. J.-Y. Hu, X. Feng, N. Seto, J.-H. Do, X. Zeng, Z. Tao and T. Yamato, *J. Mol. Struct.*, 2013, **1035**, 19-26.
18. I. B. Berlman, *Handbook of Fluorescence Spectra of Aromatic Molecules. 2nd ed*, Academic Press, 1971.
19. H. E. Bronstein and L. T. Scott, *J. Org. Chem.*, 2007, **73**, 88-93.
20. N. Niamnont, N. Kimpitak, K. Wongravee, P. Rashatasakhon, K. K. Baldrige, J. S. Siegel and M. Sukwattanasinitt, *Chem. Commun.*, 2013, **49**, 780-782.
21. H. Boedigheimer, G. M. Ferrence and T. D. Lash, *J. Org. Chem.*, 2010, **75**, 2518-2527.
22. A. Streitwieser, Jr.; Hammond, H. A.; Jagow, R. H.; Williams, R. M.; Jesaitis, R. G.; Chang, C. J.; Wolf, R., *J. Am. Chem. Soc.*, 1970, **92**, 5141-5150.
23. M. A. Dobrowolski, A. Ciesielski and M. K. Cyranski, *Phys. Chem. Chem. Phys.*, 2011, **13**, 20557-20563.
24. Gaussian 03, Revision B.05. M. J. Frisch, G. W. Trucks, H. B. Schlegel, G. E. Scuseria, M. A. Robb, J. R. Cheeseman, J. A. Montgomery Jr., T. Vreven, K. N. Kudin, J. C. Burant, J. M. Millam, S. S. Iyengar, J. Tomasi, V. Barone, B. Mennucci, M. Cossi, G. Scalmani, N. Rega, G. A. Petersson, H. Nakatsuji, M. Hada, M. Ehara, K. Toyota, R. Fukuda, J. Hasegawa, M. Ishida, T. Nakajima, Y. Honda, O. Kitao, H. Nakai, M. Klene, X. Li, J. E. Knox, H. P. Hratchian, J. B. Cross, C. Adamo, J. Jaramillo, R. Gomperts, R. E. Stratmann, O. Yazyev, A. J. Austin, R. Cammi, C. Pomelli, J. W. Ochterski, P. Y. Ayala, K. Morokuma, G. A. Voth, P. Salvador, J. J. Dannenberg, V. G. Zakrzewski, S. Dapprich, A. D. Daniels, M. C. Strain, O. Farkas, D. K. Malick, A. D. Rabuck, K. Raghavachari, J. B. Foresman, J. V. Ortiz, Q. Cui, A. G. Baboul, S. Clifford, J. Cioslowski, B. B. Stefanov, G. Liu, A. Liashenko, P. Piskorz, I. Komaromi, R. L. Martin, D. J. Fox, T. Keith, M. A. Al-Laham, C. Y. Peng, A. Nanayakkara, M. Challacombe, P. M. W. Gill, B. Johnson, W. Chen, M. W. Wong, C. Gonzalez and J. A. Pople, Gaussian, Inc., Pittsburgh PA, 2003..
25. R. J. Abraham, M. Mobli and R. J. Smith, *Magn. Reson. Chem.*, 2003, **41**, 26-36.
26. J. Ruan, X. Li, O. Saidi and J. Xiao, *J. Am. Chem. Soc.*, 2008, **130**, 2424-2425.
27. J. Zhao, C. O. Hughes and F. D. Toste, *J. Am. Chem. Soc.*, 2006, **128**, 7436-7437.
28. J. Weng, Q. Mei, Q. Ling, Q. Fan and W. Huang, *Tetrahedron*, 2012, **68**, 3129-3134.
29. T. T. Jayanth and C.-H. Cheng, *Chem. Comm.*, 2006, 894-896.
30. F. Fernandez, G. Gomez, C. Lopez and A. Santos, *J. Prakt. Chem.*, 1989, **331**, 15-21.
31. H. M. Yau, A. K. Croft and J. B. Harper, *Chem. Comm.*, 2012, **48**, 8937-8939.
32. Y. Fujiwara, R. Asano, I. Moritani and S. Teranishi, *J. Org. Chem.*, 1976, **41**, 1681-1683.
33. H. Eguchi, H. Kawaguchi, S. Yoshinaga, A. Nishida, T. Nishiguchi and S. Fujisaki, *Bull. Chem. Soc. Jpn*, 1994, **67**, 1918-1921.
34. W. C. Herndon and N. S. Mills, *J. Org. Chem.*, 2005, **70**, 8492-8496.
35. G. P. Ford and P. S. Herman, *J. Mol. Struct.*, 1991, **236**, 269.
36. F. T. Ogata, M.; Nojima, M.; Kusabayashi; S., *J. Am. Chem. Soc.*, 1981, **103**, 1145-1153.
37. T. J. Seiders, E. L. Elliott, G. H. Grube and J. S. Siegel, *J. Am. Chem. Soc.*, 1999, **121**, 7804-7813.