



Titanium superoxide- a stable recyclable heterogeneous catalyst for oxidative esterification of aldehydes with alkylarenes or alcohols using TBHP as oxidant

Journal:	<i>Organic & Biomolecular Chemistry</i>
Manuscript ID:	OB-COM-07-2015-001586.R2
Article Type:	Paper
Date Submitted by the Author:	27-Aug-2015
Complete List of Authors:	Arumugam, Sudalai; National Chemical Laboratory, CE-PD Dey, Soumen; National Chemical Laboratory, CE-PD Gadakh, Sunita; National Chemical Laboratory, CEPD



Journal Name

Paper

Titanium superoxide- a stable recyclable heterogeneous catalyst for oxidative esterification of aldehydes with alkylarenes or alcohols using TBHP as oxidant

Received 00th January 20xx,
Accepted 00th January 20xx

DOI: 10.1039/x0xx00000x

Soumen Dey,^a Sunita K. Gadakh^a and A. Sudalai*^a

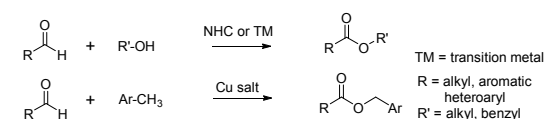
www.rsc.org/

Titanium superoxide efficiently catalyses the oxidative esterification of aldehydes with alkylarenes or alcohols, under truly heterogeneous manner, to afford the corresponding benzyl and alkyl esters in excellent yields. Mechanistic studies have established that this “one pot” direct oxidative esterification process proceeds through radical pathway, proven by FTIR spectral study of titanium superoxide-aldehyde complex as well as spin trapping experiments with TEMPO. The intramolecular version of this protocol has been successfully demonstrated in the concise synthesis of 3-butyphthalide, an anti-convulsant drug.

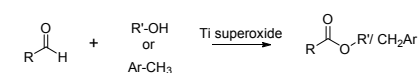
Introduction

Carboxylic esters are not only among the most important and abundant functional groups in nature but also serve effectively as versatile ‘building blocks’ in the synthesis of fine chemicals, natural products, polymeric materials, etc. In particular, benzyl esters are useful functional groups found in medicinal and natural products and are widely used as protecting groups for a range of functionalities including carboxyl groups.¹ The traditional

a) Oxidative esterification in *homogeneous* condition:



b) This work: Oxidative esterification in *heterogeneous* condition:



Scheme 1 Some of the approaches to oxidative esterification

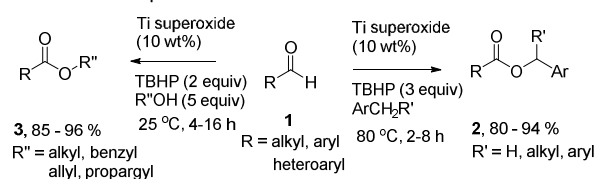
esterification processes involve a two-step procedure of stoichiometric activation of a carboxylic acid as an anhydride, acyl halide or activated ester followed by subsequent nucleophilic substitution with alcohols,² while benzyl esters are commonly

^aChemical Engineering & Process Development Division, National Chemical Laboratory, Dr. Homi Bhabha Road, Pune-411008, Maharashtra, India.

Electronic Supplementary Information (ESI) available: [details of any supplementary information available should be included here]. See DOI: 10.1039/x0xx00000x

prepared by way of nucleophilic displacement of a carboxylate ion on benzyl bromide.³ Quite recently, the oxidative esterification of aldehydes with alcohols or alkyl aromatics in the presence of oxidants and catalysts, has emerged as an alternative to traditional protocols since such raw materials are abundantly available in industry (Scheme 1).⁴

Despite the fact that alkyl aromatics are less utilized in oxidative esterification due to low reactivity of sp^3 C-H bonds, a new method of esterification *via* C-H activation of alkyl aromatics with carboxylic acids has been developed and variety of transition metal (Pd, Cu, Rh and Pt) have shown excellent catalytic activity in this C-H bond activating esterification.⁵ Further, a metal-free methodology for the synthesis of benzylic esters has been developed *via* oxidative C-O bond formation at the sp^3 benzylic carbon of various alkylbenzenes with carboxylic acids.⁶ However, these approaches suffer from narrow substrate scope, use of stoichiometric amounts of toxic and hazardous heavy metal oxidants,⁷ dry reaction conditions, longer reaction time, poor yields as well as low reaction efficiency. The development of a single-step oxidative esterification of aldehydes under truly heterogeneous catalytic conditions that minimizes hazardous wastes, is highly desirable from both economic and environmental points of view.



Scheme 2 Ti superoxide catalysed esterification of aldehydes with alkyl arenes or alcohols

Sometime ago, we have reported a novel method for the preparation of a stable titanium superoxide catalyst from readily and cheaply available titanium tetraalkoxides and 50% H_2O_2 .⁸ Subsequently, its catalytic activities towards the oxidation of N-H bonds of aromatic and aliphatic 1° amines as well as O-H bonds of phenols^{9a} and *anti*-Markovnikov aminobromination of olefins^{9b} have been reported. To the best of our knowledge, metal catalyzed direct esterification of aldehydes with un-activated alkylbenzenes under heterogeneous condition has not explored. In this

communication, we wish to report Ti-superoxide catalyzed for the direct conversion of aldehydes into carboxylic esters *via* direct C-H activation of alkylarenes or using alcohols (Scheme 2).

Results and discussion

Initially, as a model substrate, 4-nitrobenzaldehyde was oxidatively esterified with MeOH (1 equiv), in the presence of TBHP (3 equiv) and Ti superoxide (20 wt%) in excess toluene as solvent at 80 °C to obtain a mixture of the corresponding benzyl and methyl esters (**2a** & **3a**) in ratio 2:1 with 96% conversion (Table 1). When the reaction was conducted using 1 equiv of TBHP, in the absence of MeOH, and

Table 1 Oxidative esterification of 4-nitrobenzaldehyde with toluene or MeOH: optimization studies^a

no.	reactants	catalyst (wt%)	oxidants (equiv)	t (°C)	2a or 3a (%) ^b
1	MeOH+ PhCH ₃ ^c	Ti superoxide (20)	TBHP ^d (3)	80	92 ^e
2	PhCH ₃	Ti superoxide (20)	TBHP (1)	80	40
3	PhCH ₃	Ti superoxide (20)	TBHP (3)	80	75
4	PhCH ₃	Ti superoxide (20)	70% TBHP (3)	80	25
5	PhCH ₃	Ti superoxide (20)	30% H ₂ O ₂ (3)	25	- ^f
6	PhCH ₃	Ti superoxide (10)	TBHP (3)	80	89
7	MeOH	Ti superoxide (10)	TBHP (2)	25	90

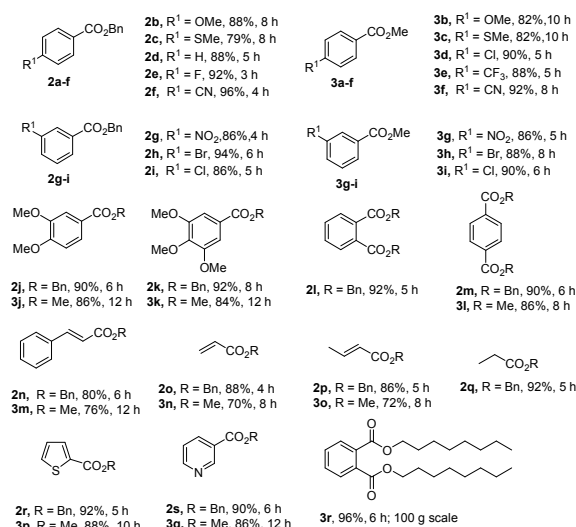
^a 4-nitrobenzaldehyde (5 mmol), toluene or methanol (25 mmol), 5 h. ^b isolated yields of benzyl or methyl ester after chromatographic purification. ^c MeOH (5 mmol) and PhCH₃ used as solvent were used; ^d TBHP refers to *tert*-butyl hydroperoxide (5-6 M solution in decane); ^e a mixture of 2 or 3 was formed in 2:1 ratio; ^f 90% yield of 4-nitrobenzoic acid was isolated.

using toluene as solvent, benzyl ester **2a** indeed was obtained in 40% yield. However, when TBHP concentration was increased to 3 equiv, a reasonably high yield of **2a** (75%) was realized; while use of 70% TBHP under the same reaction conditions gave only low yield of **2a** (25%). Unexpectedly, with 30% H₂O₂ and stirring the mixture at 25 °C, the reaction proceeded to give 4-nitrobenzoic acid in 90% yield. Further, a considerable improvement in yield of **2a** (89%) was achieved when the Ti superoxide concentration was reduced to 10 wt% with TBHP (3 equiv) (entry 6), possibly due to less decomposition of TBHP on Ti superoxide matrix. A remarkable reactivity pattern was achieved when MeOH was used as the coupling partner with 2 equiv of TBHP, and carrying out the reaction at 25 °C to afford the corresponding methyl 4-nitrobenzoate **3a** in 90% yield. The drastic condition (80 °C) required in the case of toluene as reactant to undergo oxidation may be due to higher bond dissociation energy of benzylic C-H bond. However, no reaction took place with other catalysts such as titanium silicalite-I, Ti(OⁱPr)₄ or TiO₂ [TBHP (3 equiv), toluene, 80 °C or 25 °C].

We have then applied the optimized procedure of Ti superoxide catalyzed esterification to a variety of aldehydes having both electron-donating and -withdrawing groups to determine the scope of the esterification process, and the results are presented in Table 2. As can be seen, several aldehydes (aromatic, aliphatic,

heteroaromatic, α,β-unsaturated aldehydes, etc.) with electron-rich (OMe, SMe) and -deficient (CN, NO₂, halo) groups underwent

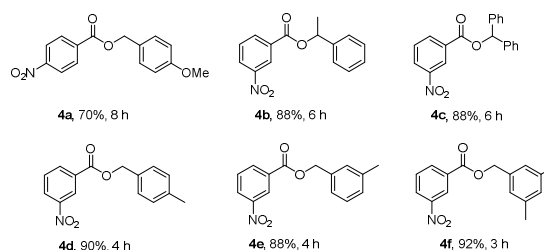
Table 2 Ti superoxide catalyzed esterification of aldehydes with toluene or MeOH: Substrate scopes^{a-b}



^a Reaction conditions: for benzyl esters: aldehyde (1 mmol), Ti superoxide (10 wt%), TBHP (3 mmol), toluene (5 mmol), 80 °C; for methyl esters: aldehyde (1 mmol), Ti superoxide (10 wt%), TBHP (2 mmol), methanol (5 mmol), 25 °C. ^b isolated yield of esters after column chromatographic purification.

esterification both with toluene and methanol and produced the corresponding benzyl and methyl esters respectively in excellent yields (70-94%). The present protocol is also found successful in diesterifying *o*- and *p*-phthalaldehydes in a single step to provide the respective diesters (**2l**, **2m**, **3l**) in 86-92% yields. Interestingly, this protocol is quite successful on a large scale production of dioctyl phthalate (**3r**), a plasticizer in polymer industry,^{9c} with excellent yields (96%) in 100 g scale (see SI).

Table 3 Ti superoxide catalyzed esterification of nitroaldehydes with alkyl arenes^{a-b}

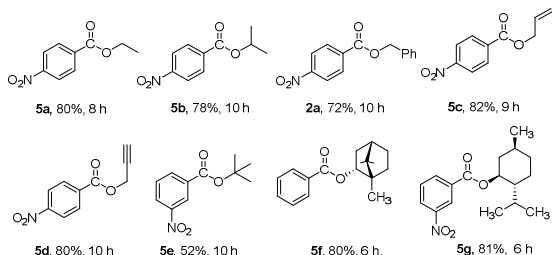


^a Reaction conditions: nitrobenzaldehydes (1 mmol), Ti superoxide (10 wt%), TBHP (3 mmol), alkylarenes (1 mmol), CH₃CN, 80 °C. ^b isolated yields of benzyl ester after chromatographic purification.

In order to further extend the scope of the esterification process, other aromatic hydrocarbons such as 4-OMe-toluene (**4a**), ethyl benzene (**4b**), xylenes (**4d-e**), and mesitylene (**4f**) were investigated under the reaction conditions with nitrobenzaldehydes as the substrate (Table 3). In all cases studied, excellent yields of benzylic esters (**4a-f**) were indeed obtained in 70-92% yields. Additionally, a

variety of simple alcohols (primary, secondary, even tertiary), unsaturated alcohols (allylic, propargylic) and optically active [(*S*)-borneol, (-)-menthol] alcohols can be successfully employed to afford the corresponding esters [(**5a-g**) and **2a**] in high yields (52–82%) (Table 4). The enantiomeric purity of **5g** was determined to be 99.7% based on comparison of its specific rotation with the reported value $[\alpha]_D^{25} -83.5$ (c 2, CHCl₃) {lit.^{10b} $[\alpha]_D^{25} -83.7$ (c 1.5, CHCl₃)}, thereby confirming that optical integrity was retained in the product.

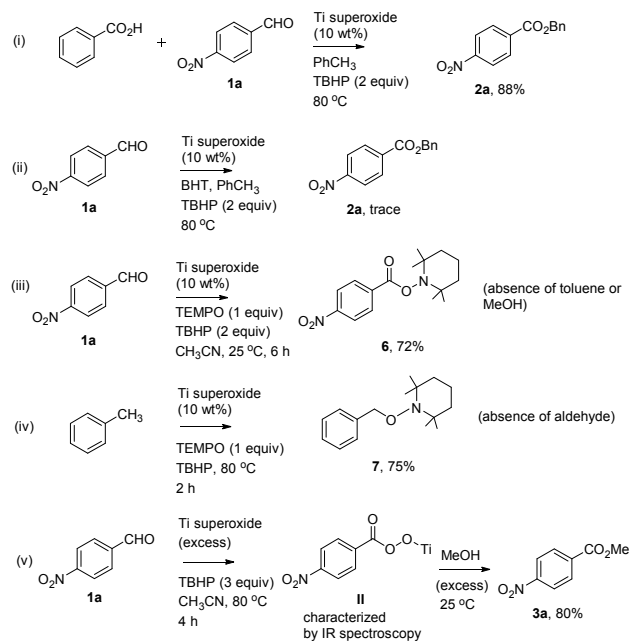
Table 4 Ti superoxide catalyzed esterification of aldehydes with a variety of alcohols^{a-b}



^a Reaction conditions: aldehydes (1 mmol), Ti superoxide (10 wt%), TBHP (2 mmol), alcohols (5 mmol), CH₃CN, 25 °C. ^b isolated yield of esters after column chromatographic purification.

Mechanistic studies

To gain some insight into the mechanism of the reaction, the following experiments were performed (Scheme 3): (i) a competitive esterification experiment involving benzoic acid and 4-nitrobenzaldehyde (**1a**) with toluene under the reaction condition produced the corresponding 4-nitrobenzyl benzoate (**2a**) in 88% yield. This rules out the *in situ* formation of benzoic acid during the reaction course; (ii) addition of BHT (2,6-di-*tert*-butyl-4-methylphenol) as a radical scavenger resulted in decrease of yield (trace amount) of ester products.



Scheme 3 Control experiments demonstrating radical pathway

(iii) Further, when TEMPO (1 equiv) was treated with **1a** in the absence of either toluene or MeOH, under the reaction conditions, the corresponding TEMPO-ester adduct **6** was isolated in 72% yield. This result indicates the involvement of benzoyl radical in the catalytic cycle; (iv) it was further evidenced that reaction between toluene and TEMPO (1 equiv), under oxidative esterification, in the absence of aldehyde, producing benzyl oxyaminated product **7** in 75% yield; (v) in the absence of either toluene or methanol, **1a** under the same protocol with excess Ti superoxide gave the solid intermediate **II**, which was characterized by FTIR spectrum (a strong carbonyl absorption frequency at 1742 cm⁻¹) (Fig. 1); compound **II** on further reaction with MeOH gave the methyl ester **3a** in 80% yield; this study confirms the formation of species **C** in the catalytic cycle; (vi) when ethyl benzene was subjected to oxidation with TBHP (1 equiv) and Ti superoxide (10 wt%) in the absence of aldehyde gave 1-phenylethan-1-ol (60% yield); (vii) when the aforementioned reaction was carried out in presence of light without catalyst, no reaction took place. This rules out the role of light in the reaction.

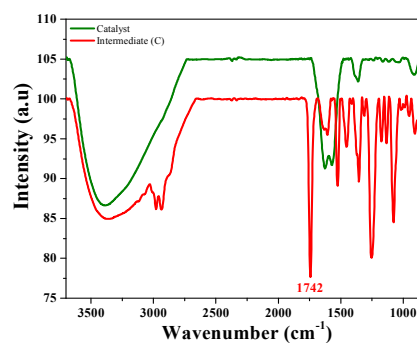
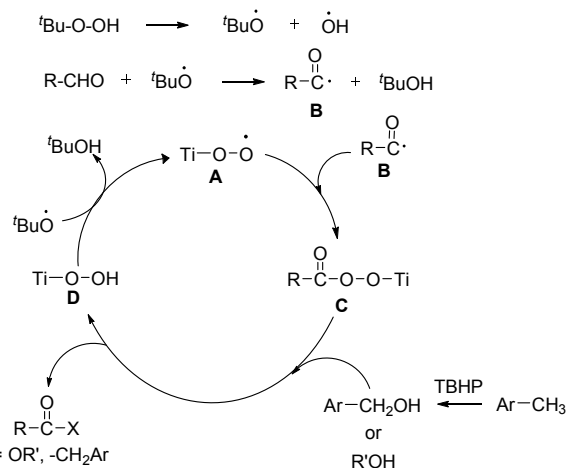


Fig. 1 FTIR spectra of Ti superoxide and peroxy intermediate (**C**)

Based on above observation, a possible catalytic cycle is proposed in Scheme 4. Thermal decomposition of TBHP in presence of aldehyde generates acyl radical **B**, which subsequently couples with titanium superoxide radical ion to form a Ti peroxy species **C**. Nucleophilic attack of alcohol onto **C** produces ester with the liberation of hydroxyl species **D**. Finally, 1 mole of TBHP is utilized to oxidize **D** to regenerate catalyst **A** ready for the next catalytic cycle.



Scheme 4 Catalytic cycle for oxidative esterification of aldehydes

The catalyst can be recovered readily by simple filtration and was reused successfully for 5 cycles in the oxidative esterification of **1a** with methanol. The results are shown in Fig. 2, wherein, a slight decrease in catalytic efficiency could be observed after 4th cycle. However, by the addition of one more equivalent of TBHP after 4th cycle reaction mixture, its activity was restored to the original level (yield of ester: 80%). The catalyst was found to be quite active and not deteriorated as proven by reusability study, powder XRD of used catalyst and AAS analysis of reaction sample for Ti leaching.

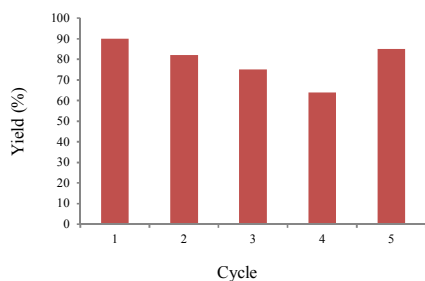
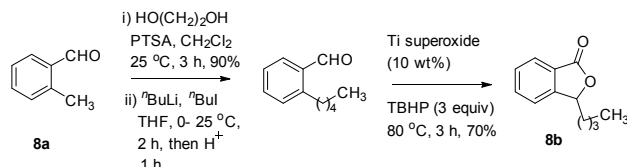


Fig. 2 Reusability study of the catalyst in the case of 4-nitrobenzaldehyde with methanol

Finally, its intramolecular version is demonstrated in the short synthesis of 3-butylphthalide,¹¹ an anti-convulsant agent used in the treatment of stroke. Thus, *o*-pentylbenzaldehyde, readily obtained from *o*-tolualdehyde (**8a**), was subjected to intramolecular oxidative esterification under the present protocol to afford **8b** in 70% yield (Scheme 5).



Scheme 5 Synthesis of anti-convulsant drug 3-butylphthalide

Conclusion

In summary, we have demonstrated, for the first time, a new, practical, and truly heterogeneous catalytic procedure for the oxidative esterification of aldehydes with alkylarenes that leads to the production of a variety of esters in excellent yields. Also, we have successfully achieved its application to the sterically challenged and natural alcohols using the present protocol. The reaction is convenient to carry out under environmental benign and mild conditions, displaying wide range of substrate scope tolerating a variety of functional groups as demonstrated in the synthesis of 3-butyl phthalide. Further work to expand this catalytic process to an asymmetric intramolecular version is under investigation.

Experimental Section

General

Solvents were purified and dried by standard procedures before use; petroleum ether of boiling range 60–80 °C was used. Melting points were uncorrected and recorded on a Buchi B-542 instrument. ¹H NMR and ¹³C NMR spectra were recorded on Bruker

AC-200 spectrometer unless mentioned otherwise. Infrared spectra were recorded on Shimadzu FTIR-8400 spectrometer and absorption is expressed in cm⁻¹. ESI-MS were recorded on a Thermo Finnigan LCQ Advantage spectrometer in ESI mode with a spray voltage of 4.8 kV. All chemicals are purchased from Sigma-Aldrich and used without further purification. Purification was done using column chromatography (230–400 mesh). In ¹³C NMR spectrum, C-peak at 96.1 corresponds to CCl₄, as we have used (CDCl₃: CCl₄ 7:3) solvent for NMR study. Optical rotations were measured using sodium D line on a JASCO-181 digital polarimeter.

General experimental procedure for the preparation of benzyl esters (2a-s):

In an oven dried round bottom flask, 4-nitrobenzaldehyde **1a** (1 g, 6.61 mmol) and Titanium superoxide catalyst (0.1 g, 10 wt%) in dry toluene (3.0 g, 33.05 mmol) was added TBHP in decane (5–6 M) (3.6 mL, 19.83 mmol) in a dropwise manner under nitrogen atmosphere. Then the flask was fitted with a condenser and the mixture was heated at 80 °C for 3 h. After complete disappearance of aldehyde (judged by TLC; using DNP solution), the flask was cooled to 25 °C, filtered through sintered funnel using CH₂Cl₂ as eluent. Then the organic layer was extracted with CH₂Cl₂, dried over anhydrous Na₂SO₄, and evaporated under reduced pressure. The crude product was purified by column chromatography over silica (230–400 mesh) using petroleum ether/ ethyl acetate (19:1 v/v) as eluent to give benzyl 4-nitrobenzoate (**2a**).

Preparation of Titanium superoxide catalyst^{8a}

To a stirred solution of 50% aq. H₂O₂ (5.98 g, 0.175 mmol) was treated with titanium tetraisopropoxide (Ti(OⁱPr)₄) (5.0 g, 0.0175 mmol) in anhydrous methanol (50 mL) over 40 min under nitrogen atmosphere with continuous stirring at 25 °C for 2 h. The yellow-colored solid formed was filtered on a sintered funnel, washed thoroughly with anhydrous methanol, and dried under reduced pressure (3 mm Hg) at 25 °C for 1 h to give titanium superoxide 98% yield.

Benzyl 4-nitrobenzoate (2a): Yield: 90%; 1.53 g; colorless gum; IR (CHCl₃, cm⁻¹): ν_{\max} 2910, 2828, 1717, 1605, 1523, 1330, 1262, 1128; ¹H NMR (200 MHz, CDCl₃): δ 8.09–8.40 (m, 4H), 7.28–7.52 (m, 5H), 5.40 (s, 2H); ¹³C NMR (50 MHz, CDCl₃): δ 164.4, 150.7, 135.5, 135.3, 130.8, 128.8, 128.5, 123.5, 67.6; HRMS (ESI): calc. for [(C₁₄H₁₂NO₄)H] (M+H) 258.0766, found 258.0760.

Benzyl 4-methoxybenzoate (2b): Yield: 88%; 1.56 g; colorless liquid; IR (CHCl₃, cm⁻¹): ν_{\max} 3021, 2937, 1711, 1520, 1125; ¹H NMR (200 MHz, CDCl₃): δ 8.02 (d, *J* = 9.0 Hz, 2H), 7.19–7.49 (m, 5H), 6.90 (d, *J* = 9.1 Hz, 2H), 5.33 (s, 2H), 3.86 (s, 3H); ¹³C NMR (50 MHz, CDCl₃): δ 166.0, 163.4, 136.3, 131.8, 128.6, 128.1, 122.6, 113.6, 66.4, 55.3; HRMS (ESI): calc. for [(C₁₄H₁₅O₃)H] (M+H) 243.1021, found 243.1025.

Benzyl 4-(methylthio)benzoate (2c): Yield: 79%; 1.3 g; colorless liquid; IR (CHCl₃, cm⁻¹): ν_{\max} 3027, 2953, 2923, 1712, 1307, 1269, 1254, 1162; ¹H NMR (200 MHz, CDCl₃): δ 8.08 (dd, *J* = 8.3, 1.4 Hz, 2H), 7.54 (d, *J* = 7.3 Hz, 1H), 7.33–7.48 (m, 7H), 5.36 (s, 2H), 1.26 (s, 3H); ¹³C NMR (50 MHz, CDCl₃): δ 166.2, 144.4, 136.0, 132.9, 130.1, 129.7, 128.5, 128.3, 128.2, 128.1, 127.8, 66.6, 29.7; HRMS (ESI): calc. for [(C₁₅H₁₄O₂S)H] (M+H) 259.0793, found 259.0795.

Benzyl benzoate (2d): Yield: 72%; 1.44 g; colorless liquid; IR (CHCl₃, cm⁻¹): ν_{\max} 3021, 2957, 1721, 1600, 1525; ¹H NMR (200 MHz, CDCl₃): δ 8.09 (d, *J* = 7.1 Hz, 2H), 7.52-7.63 (m, 1H), 7.31-7.51 (m, 7H), 5.38 (s, 2H); ¹³C NMR (50 MHz, CDCl₃): δ 166.2, 136.1, 133.0, 129.8, 128.6, 128.4, 128.2, 66.7; HRMS (ESI): calc. for [(C₁₄H₁₂O₂)H] (M+H) 213.0916, found 213.0919.

Benzyl 4-fluorobenzoate (2e): Yield: 92%; 1.7 g; colorless liquid; IR (CHCl₃, cm⁻¹): ν_{\max} 3030, 2812, 1725, 1610, 1525, 1101; ¹H NMR (200 MHz, CDCl₃): δ 7.98-8.16 (m, 2H), 7.33-7.46 (m, 5H), 7.02-7.17 (m, 1H), 5.34 (s, 2H); ¹³C NMR (50 MHz, CDCl₃): δ 167.1, 166.2, 165.3, 164.5, 136.1, 135.9, 132.9, 132.3, 132.2, 130.2, 129.7, 128.6, 128.6, 128.3, 128.2, 126.4, 126.4, 115.6, 115.4, 66.8; HRMS (ESI): calc. for [(C₁₄H₁₁FO₂)H] (M+H) 231.0821, found 231.0825.

Benzyl 4-cyanobenzoate (2f): Yield: 96%; 1.7 g; colorless gum; IR (CHCl₃, cm⁻¹): ν_{\max} 3011, 2982, 2115, 1717, 1610, 1501; ¹H NMR (200 MHz, CDCl₃): δ 8.16 (d, *J* = 8.7 Hz, 2H), 7.73 (d, *J* = 8.7 Hz, 2H), 7.33-7.49 (m, 5H), 5.39 (s, 2H); ¹³C NMR (50 MHz, CDCl₃): δ 164.6, 135.3, 133.9, 132.1, 130.2, 128.7, 128.6, 128.4, 117.7, 116.6, 67.5; HRMS (ESI): calc. for [(C₁₅H₁₁NO₂)H] (M+H) 238.0868, found 238.0860.

Benzyl 3-nitrobenzoate (2g): Yield: 86%; 1.4 g; colorless liquid; IR (CHCl₃, cm⁻¹): ν_{\max} 2975, 1718, 1512, 1421, 1115, 708; ¹H NMR (200 MHz, CDCl₃): δ 8.88 (s, 1H), 8.30-8.48 (m, 2H), 7.65 (t, *J* = 8.0 Hz, 1H), 7.43-7.48 (m, 2H), 7.33-7.43 (m, 3H), 5.41 (s, 2H); ¹³C NMR (50 MHz, CDCl₃): δ 163.9, 148.0, 135.1, 135.0, 131.6, 129.4, 128.5, 128.4, 128.2, 127.2, 124.3, 67.3; HRMS (ESI): calc. for [(C₁₄H₁₁NO₄)H] (M+H) 258.0766, found 258.0770.

Benzyl 3-bromobenzoate (2h): Yield: 94%; 1.4 g; colorless liquid; IR (CHCl₃, cm⁻¹): ν_{\max} 3100, 2980, 1720, 1421, 1125; ¹H NMR (200 MHz, CDCl₃): δ 7.98-8.21 (m, 2H), 7.55-7.75 (m, 1H), 7.38-7.48 (m, 6H), 5.36 (s, 2H); ¹³C NMR (50 MHz, CDCl₃): δ 165.0, 135.9, 133.0, 132.6, 129.9, 128.6, 128.1, 122.4, 67.1; HRMS (ESI): calc. for [(C₁₄H₁₁BrO₂)H] (M+H) 291.0021, found 291.0021.

Benzyl 3-chlorobenzoate (2i): Yield: 86%; 1.5 g; colorless liquid; IR (CHCl₃, cm⁻¹): ν_{\max} 3105, 2920, 2810, 1715, 1580, 1417; ¹H NMR (200 MHz, CDCl₃): δ 7.96-8.15 (m, 2H), 7.49-7.62 (m, 1H), 7.34-7.45 (m, 5H), 5.36 (s, 2H); ¹³C NMR (50 MHz, CDCl₃): δ 166.3, 136.1, 133.0, 130.2, 129.8, 128.7, 128.6, 128.4, 128.2, 128.2, 127.9, 66.7; HRMS (ESI): calc. for [(C₁₄H₁₁ClO₂)H] (M+H) 247.0526, found 247.0522.

Benzyl 3,4-dimethoxybenzoate (2j): Yield: 90%; 1.47 g; colorless liquid; IR (CHCl₃, cm⁻¹): ν_{\max} 2981, 2910, 1711, 1575, 1135, 763; ¹H NMR (200 MHz, CDCl₃): δ 7.70 (dd, *J* = 8.5, 2.1 Hz, 1H), 7.56 (d, *J* = 2.3 Hz, 1H), 7.29-7.49 (m, 5H), 6.86 (d, *J* = 8.2 Hz, 1H), 5.34 (s, 2H), 3.93 (s, 3H), 3.92 (s, 3H); ¹³C NMR (50 MHz, CDCl₃): δ 165.9, 152.9, 142.2, 136.0, 128.5, 128.2, 128.1, 125.0, 106.9, 106.7, 66.7, 60.8, 56.1; HRMS (ESI): calc. for [(C₁₆H₁₆O₄)H] (M+H) 273.1127, found 273.1132.

Benzyl 3,4,5-trimethoxybenzoate (2k): Yield: 92%; 1.41 g; colorless liquid; IR (CHCl₃, cm⁻¹): ν_{\max} 3050, 2911, 1710, 1616, 1400; ¹H NMR (200 MHz, CDCl₃): δ 7.21-7.49 (m, 7H), 5.35 (s, 2H), 3.81-3.96 (m, 9H); ¹³C NMR (50 MHz, CDCl₃): δ 165.9, 152.9, 148.4, 136.1, 130.0, 128.4, 128.2, 127.9, 123.5, 122.4, 111.9, 110.0, 66.3, 55.7; HRMS (ESI): calc. for [(C₁₇H₁₈O₅)H] (M+H) 303.1232, found 303.1232.

1,2-Dibenzyl phthalate (2l): Yield: 92%; 2.37 g; colorless liquid; IR (CHCl₃, cm⁻¹): ν_{\max} 2971, 1811, 1720, 1541, 1410; ¹H NMR (200 MHz, CDCl₃): δ 7.67-7.79 (m, 2H), 7.47-7.58 (m, 2H), 7.27-7.37 (m, 10H), 5.20 (s, 4H); ¹³C NMR (50 MHz, CDCl₃): δ 167.1, 135.5, 132.0, 131.0, 129.0, 128.5, 128.4, 128.3, 67.3; HRMS (ESI): calc. for [(C₂₂H₁₈O₄)H] (M+H) 347.1283, found 347.1285.

1,4-Dibenzyl phthalate (2m): Yield: 90%; 2.32 g; colorless liquid; IR (CHCl₃, cm⁻¹): ν_{\max} 3071, 2911, 1720, 1611, 1580, 1051; ¹H NMR (200 MHz, CDCl₃): δ 8.07-8.14 (m, 4H), 7.33-7.46 (m, 10H), 5.37 (s, 4H); ¹³C NMR (50 MHz, CDCl₃): δ 165.5, 135.7, 134.0, 129.7, 128.7, 128.5, 128.3, 67.1; HRMS (ESI): calc. for [(C₂₂H₁₈O₄)H] (M+H) 347.1283, found 347.1283.

Benzyl cinnamate (2n): Yield: 80%; 1.4 g; colorless liquid; IR (CHCl₃, cm⁻¹): ν_{\max} 3027, 2983, 2923, 1712, 1617, 1307, 1278, 1162, 805, 767; ¹H NMR (200 MHz, CDCl₃): δ 7.72 (d, *J* = 16.0 Hz, 1H), 7.28-7.54 (m, 11H), 6.47 (d, *J* = 16.0 Hz, 1H), 5.24 (s, 2H); ¹³C NMR (50 MHz, CDCl₃): δ 166.6, 145.2, 136.1, 134.4, 130.4, 128.9, 128.6, 128.4, 128.2, 118.0, 66.3; HRMS (ESI): calc. for [(C₁₆H₁₄O₂)H] (M+H) 239.1072, found 239.1075.

Benzyl acrylate (2o): Yield: 88%; 2.54 g; colorless liquid; IR (CHCl₃, cm⁻¹): ν_{\max} 2931, 2848, 1720, 1621, 1580, 1515, 1421; ¹H NMR (200 MHz, CDCl₃): δ 7.35-7.44 (m, 6H), 6.48 (dd, *J* = 17.2, 1.7 Hz, 1H), 6.18 (dd, *J* = 17.3, 10.2 Hz, 1H), 5.87 (dd, *J* = 10.2, 1.6 Hz, 1H), 5.21 (s, 3H); ¹³C NMR (50 MHz, CDCl₃): δ 165.7, 135.8, 130.9, 128.5, 128.3, 128.2, 66.2; HRMS (ESI): calc. for [(C₁₀H₁₀O₂)H] (M+H) 163.0759, found 163.0760.

Benzyl (E)-but-2-enoate (2p): Yield: 88%; 2.21 g; colorless liquid; IR (CHCl₃, cm⁻¹): ν_{\max} 3010, 2971, 2882, 1725, 1652, 1568, 1312; ¹H NMR (200 MHz, CDCl₃): δ 7.34 (s, 5H), 6.89-7.13 (m, 1H), 5.80-5.98 (m, 1H), 5.16 (s, 2H), 1.89 (dd, *J* = 6.88, 1.7 Hz, 3H); ¹³C NMR (50 MHz, CDCl₃): δ 166.1, 145.0, 136.3, 128.6, 128.2, 128.2, 122.7, 66.0, 18.1; HRMS (ESI): calc. for [(C₁₁H₁₂O₂)H] (M+H) 177.0916, found 177.0910.

Benzyl propionate (2q): Yield: 90%; 2.51 g; colorless liquid; IR (CHCl₃, cm⁻¹): ν_{\max} 2958, 2934, 2839, 1713, 1606, 1511, 1462, 1373, 1258, 1167, 1098, 1029, 847, 769, 741, 721; ¹H NMR (200 MHz, CDCl₃): δ 7.32-7.36 (m, 6H), 5.11 (s, 2H), 2.37 (q, *J* = 7.3 Hz, 2H), 1.16 (t, *J* = 7.6 Hz, 3H); ¹³C NMR (50 MHz, CDCl₃): δ 166.2, 136.1, 133.0, 129.8, 128.5, 128.4, 128.2, 66.7, 27.6, 9.2; HRMS (ESI): calc. for [(C₁₀H₁₂O₂)H] (M+H) 165.0916, found 165.0917.

Benzyl thiophene-3-carboxylate (2r): Yield: 92%; 1.79 g; colorless liquid; IR (CHCl₃, cm⁻¹): ν_{\max} 3027, 2923, 1712, 1524, 1417, 1374, 1356, 1273, 1258, 1094; ¹H NMR (200 MHz, CDCl₃): δ 7.77-7.95 (m, 1H), 7.50-7.65 (m, 1H), 7.32-7.48 (m, 5H), 7.06-7.18 (m, 1H), 5.34 (s, 2H); ¹³C NMR (50 MHz, CDCl₃): δ 161.9, 135.9, 134.0, 133.8, 133.6, 132.4, 128.6, 128.3, 128.2, 127.9, 127.7, 66.7; HRMS (ESI): calc. for [(C₁₂H₁₀O₂S)H] (M+H) 219.0480, found 219.0490.

Benzyl nicotinate (2s): Yield: 90%; 1.79 g; colorless gum; IR (CHCl₃, cm⁻¹): ν_{\max} 3102, 2987, 2897, 1720, 1624, 1528, 1325, 1014; ¹H NMR (200 MHz, CDCl₃): δ 9.26 (s, 1H), 8.77 (d, *J* = 3.5 Hz, 1H), 8.31 (dt, *J* = 8.0, 2.0 Hz, 1H), 7.25-7.50 (m, 6H), 5.39 (s, 2H); ¹³C NMR (50 MHz, CDCl₃): δ 164.9, 153.4, 151.0, 137.1, 135.5, 128.7, 128.5, 128.3, 126.0, 123.2, 67.1; HRMS (ESI): calc. for [(C₁₃H₁₁NO₂)H] (M+H) 214.0868, found 214.0873.

General experimental procedure for the preparation of methyl esters (3a-q):

In an oven dried round bottom flask, 4-nitrobenzaldehyde **1a** (1 g, 6.61 mmol) and Titanium superoxide catalyst (0.1 g, 10 wt%) in dry MeOH (1.32 mL, 33.05 mmol) was added TBHP in decane (5-6 M) (2.4 mL, 13.22 mmol) in a dropwise manner under nitrogen atmosphere. Then the flask was stirred at 25 °C for 6 h. After complete disappearance of aldehyde (judged by TLC; using DNP solution), the reaction mixture was filtered through sintered funnel using CH₂Cl₂ as eluent. Then the organic layer was extracted with CH₂Cl₂, dried over anhydrous Na₂SO₄, and evaporated under reduced pressure. The crude product was purified by column chromatography over silica (230-400 mesh) using petroleum ether/ethyl acetate (19:1 v/v) as eluent to give methyl 4-nitrobenzoate (**3a**).

Methyl 4-nitrobenzoate (3a): Yield: 88%; 1.0 g; colorless liquid; IR (CHCl₃, cm⁻¹): ν_{\max} 2810, 1718, 1620, 1524, 1105; ¹H NMR (200 MHz, CDCl₃): δ 8.24 (m, 4H), 3.97 (s, 3H); ¹³C NMR (50 MHz, CDCl₃): δ 164.9, 150.3, 135.3, 130.5, 123.3, 52.6; HRMS (ESI): calc. for [(C₈H₇NO₄)H] (M+H) 182.0453, found 182.0455.

Methyl-4-methoxybenzoate (3b): Yield: 82%; 1.0 g; colorless solid; mp.: 49-51 °C (lit.^{4k} mp. 49 °C); IR (CHCl₃, cm⁻¹): ν_{\max} 3050, 2980, 2910, 1716, 1615, 1548, 1258; ¹H NMR (200 MHz, CDCl₃): δ 7.98 (d, *J* = 8.8 Hz, 2H), 6.90 (d, *J* = 8.8 Hz, 2H), 3.87 (s, 3H), 3.86 (s, 3H); ¹³C NMR (50 MHz, CDCl₃): δ 166.5, 163.2, 131.5, 122.6, 113.5, 55.2, 51.7; HRMS (ESI): calc. for [(C₉H₁₀O₃)H] (M+H) 167.0708, found 167.0710.

Methyl 4-(methylthio)benzoate (3c): Yield: 82%; 0.98 g; colorless liquid; IR (CHCl₃, cm⁻¹): ν_{\max} 2920, 1718, 1658, 1541, 1325, 1258; ¹H NMR (200 MHz, CDCl₃): δ 7.86-8.02 (m, 2H), 7.16-7.33 (m, 2H), 3.90 (s, 3H), 2.52 (s, 3H); ¹³C NMR (50 MHz, CDCl₃): δ 166.5, 145.2, 129.5, 125.9, 124.5, 51.7, 14.4; HRMS (ESI): calc. for [(C₉H₁₀SO₂)H] (M+H) 183.0480, found 183.0485.

Methyl-4-chlorobenzoate (3d): Yield: 90%; 1.09 g; colorless gum; IR (CHCl₃, cm⁻¹): ν_{\max} 2952, 2937, 1725, 1613, 1548, 1256; ¹H NMR (200 MHz, CDCl₃): δ 7.97 (d, *J* = 8.5 Hz, 2H), 7.41 (d, *J* = 8.6 Hz, 2H), 3.92 (s, 3H); ¹³C NMR (50 MHz, CDCl₃): δ 165.9, 139.3, 130.9, 128.6, 52.1; HRMS (ESI): calc. for [(C₈H₇ClO₂)H] (M+H) 171.0213, found 171.0215.

Methyl 4-(trifluoromethyl)benzoate (3e): Yield: 88%; 1.03 g; colorless gum; IR (CHCl₃, cm⁻¹): ν_{\max} 2972, 1725, 1657, 1585, 1158; ¹H NMR (200 MHz, CDCl₃): δ 8.14 (m, *J* = 8.2 Hz, 2H), 7.70 (m, *J* = 8.2 Hz, 2H), 3.95 (s, 3H); ¹³C NMR (50 MHz, CDCl₃): δ 165.5, 135.7, 135.4, 134.7, 134.1, 133.3, 132.5, 129.9, 128.0, 126.2, 125.4, 125.3, 125.2, 125.1, 120.8, 52.3; HRMS (ESI): calc. for [(C₉H₇F₃O₂)H] (M+H) 205.0476, found 205.0475.

Methyl-4-cyanobenzoate (3f): Yield: 90%; 1.13 g; colorless gum; IR (CHCl₃, cm⁻¹): ν_{\max} 2974, 2225, 1725, 1658, 1425, 1121; ¹H NMR (200 MHz, CDCl₃): δ 8.14 (d, *J* = 8.5 Hz, 2H), 7.75 (d, *J* = 8.6 Hz, 2H), 3.96 (s, 3H); ¹³C NMR (50 MHz, CDCl₃): δ 165.1, 133.9, 132.1, 130.1, 117.7, 116.5, 52.6; HRMS (ESI): calc. for [(C₉H₇NO₂)H] (M+H) 162.0555, found 162.0559.

Methyl 3-nitrobenzoate (3g): Yield: 86%; 1.03 g; colorless solid; mp. 78-80 °C (lit.^{4k} mp. 78 °C); IR (CHCl₃, cm⁻¹): 2857, 1722, 1620, 1587, 1232; ¹H NMR (200 MHz, CDCl₃): δ 8.81-8.87 (m, 1H), 8.34-8.44 (m, 2H), 7.61-7.69 (m, 1H), 3.99 (s, 3H); ¹³C NMR (50 MHz, CDCl₃): δ 164.6, 148.2, 135.1, 131.8, 129.5, 127.2, 124.4, 52.6; HRMS (ESI): calc. for [(C₈H₇NO₄)H] (M+H) 182.0453, found 182.0455.

Methyl 3-bromobenzoate (3h): Yield: 88%; 1.02 g; colorless gum; IR (CHCl₃, cm⁻¹): ν_{\max} 2910, 1722, 1590, 1257, 1187; ¹H NMR (200 MHz, CDCl₃): δ 8.16 (s, 1H), 7.95 (d, *J* = 9.2 Hz, 1H), 7.67 (d, *J* = 8.0 Hz, 1H), 7.27-7.36 (m, 1H), 3.92 (s, 3H); ¹³C NMR (50 MHz, CDCl₃): δ 165.4, 135.7, 132.6, 132.0, 129.8, 128.1, 122.4, 52.2; HRMS (ESI): calc. for [(C₈H₇BrO₂)H] (M+H) 214.9708, found 214.9708.

Methyl 3-chlorobenzoate (3i): Yield: 90%; 1.09 g; colorless gum; IR (CHCl₃, cm⁻¹): ν_{\max} 2910, 1728, 1535, 1283, 1125; ¹H NMR (200 MHz, CDCl₃): δ 8.00 (t, *J* = 1.8 Hz, 1H), 7.90 (dt, *J* = 7.7, 1.3 Hz, 1H), 7.47-7.56 (m, 1H), 7.38 (d, *J* = 7.7 Hz, 1H), 3.92 (s, 3H); ¹³C NMR (50 MHz, CDCl₃): δ 165.5, 134.5, 132.8, 131.8, 129.5, 127.6, 52.2; HRMS (ESI): calc. for [(C₈H₇ClO₂)H] (M+H) 171.0213, found 171.0215.

Methyl-3,4-dimethoxybenzoate (3j): Yield: 86%; 1.0 g; colorless liquid; IR (CHCl₃, cm⁻¹): ν_{\max} 3110, 2911, 1715, 1625, 1368, 1152; ¹H NMR (200 MHz, CDCl₃): δ 7.66 (dd, *J* = 8.5, 1.9 Hz, 1H), 7.53 (d, *J* = 1.8 Hz, 1H), 6.87 (d, *J* = 8.3 Hz, 1H), 3.93 (s, 6H) 3.89 (s, 3H); ¹³C NMR (50 MHz, CDCl₃): δ 166.6, 152.9, 148.6, 123.4, 111.9, 110.2, 55.8, 51.8; HRMS (ESI): calc. for [(C₁₀H₁₂O₄)H] (M+H) 197.0814, found 197.0815.

Methyl-3,4,5-trimethoxybenzoate (3k): Yield: 84%; 0.96 g; colorless solid; mp. 82-85 °C (lit.^{4k} mp. 82 °C); IR (CHCl₃, cm⁻¹): ν_{\max} 2991, 1720, 1547, 1180; ¹H NMR (200 MHz, CDCl₃): δ 7.28 (s, 2H), 3.89-3.93 (m, 12H); ¹³C NMR (50 MHz, CDCl₃): δ 166.4, 152.9, 142.1, 125.0, 106.8, 60.7, 56.1, 52.1; HRMS (ESI): calc. for [(C₁₁H₁₄O₅)H] (M+H) 227.0919, found 227.0920.

Dimethyl terephthalate (3l): Yield: 88%; 1.27 g; colorless liquid; IR (CHCl₃, cm⁻¹): ν_{\max} 3012, 2987, 1725, 1645, 1058; ¹H NMR (200 MHz, CDCl₃): δ 7.77 (d, *J* = 8.3 Hz, 2H), 7.33 (d, *J* = 8.0 Hz, 2H), 3.74 (s, 3H), 2.46 (s, 3H); ¹³C NMR (50 MHz, CDCl₃): δ 166.8, 144.7, 132.7, 128.0, 56.0; HRMS (ESI): calc. for [(C₁₀H₁₀O₄)H] (M+H) 195.0657, found 195.0650.

Methyl cinnamate (3m): Yield: 76%; 0.93 g; colorless gum; IR (CHCl₃, cm⁻¹): ν_{\max} ¹H NMR (200 MHz, CDCl₃): δ 7.71 (d, *J* = 16.0 Hz, 1H), 7.48-7.59 (m, 2H), 7.35-7.44 (m, 3H), 6.46 (d, *J* = 16.0 Hz, 1H), 3.82 (s, 3H); ¹³C NMR (50 MHz, CDCl₃): δ 167.3, 144.8, 134.3, 130.2, 128.8, 128.0, 117.7, 51.6; HRMS (ESI): calc. for [(C₁₀H₁₀O₂)H] (M+H) 163.0759, found 163.0760.

Methyl acrylate (3n): Yield: 70%; 1.07 g; colorless liquid; IR (CHCl₃, cm⁻¹): ν_{\max} 1720, 1621, 1569, 1428, 1104; ¹H NMR (200 MHz, CDCl₃): δ 6.40 (dd, *J* = 17.2, 1.7 Hz, 1H), 6.11 (dd, *J* = 17.2, 10.3 Hz, 1H), 5.81 (dd, *J* = 10.3, 1.7 Hz, 1H), 3.75 (s, 3H); ¹³C NMR (50 MHz, CDCl₃): δ 166.2, 130.3, 127.9, 51.2; HRMS (ESI): calc. for [(C₄H₆O₂)H] (M+H) 87.0446, found 87.0445.

Methyl (E)-but-2-enoate (3o): Yield: 72%; 1.02 g; colorless liquid; IR (CHCl₃, cm⁻¹): ν_{\max} 1725, 1652, 1590, 1442, 1236; ¹H NMR (200 MHz, CDCl₃): δ 6.98 (dd, *J* = 15.6, 6.9 Hz, 1H), 5.85 (dd, *J* = 15.5, 1.6 Hz, 1H), 3.72 (s, 3H), 1.88 (dd, *J* = 6.9, 1.7 Hz, 3H); ¹³C NMR (50 MHz,

CDCl₃): δ 166.3, 144.1, 121.9, 50.7, 17.3; HRMS (ESI): calc. for [(C₈H₈O₂)H] (M+H) 101.0603, found 101.0609.

Methyl thiophene-2-carboxylate (3p): Yield: 88%; 1.11 g; colorless liquid; IR (CHCl₃, cm⁻¹): ν_{\max} 2912, 1725, 1645, 1560, 1512, 1464, 1237; ¹H NMR (200 MHz, CDCl₃): δ 7.81 (d, *J* = 3.0 Hz, 1H), 7.56 (d, *J* = 4.6 Hz, 1H), 7.11 (t, *J* = 4.3 Hz, 1H), 3.90 (s, 3H); ¹³C NMR (50 MHz, CDCl₃): δ 162.5, 133.4, 133.3, 132.2, 127.6, 77.6, 76.4, 52.0; HRMS (ESI): calc. for [(C₆H₆SO₂)H] (M+H) 143.0167, found 143.0169.

Methyl nicotinate (3q): Yield: 86%; 1.10 g; colorless gum; IR (CHCl₃, cm⁻¹): ν_{\max} 3011, 2987, 1718, 1625, 1485, 1201, 1101, 748; ¹H NMR (200 MHz, CDCl₃): δ 9.22 (m, 1H), 8.77 (m, 1H), 7.39 (m, 1H), 8.29 (m, 1H), 3.95 (s, 3H); ¹³C NMR (50 MHz, CDCl₃): δ 165.6, 153.3, 150.7, 136.9, 125.8, 123.1, 52.2; HRMS (ESI): calc. for [(C₇H₇NO₂)H] (M+H) 138.0555, found 138.0559.

Diocetyl phthalate (3r): To a well-stirred solution of phthalaldehyde (1r) (100 g, 0.745 mol) in dry CH₃CN (1000 mL), 1-octanol (194.18 g, 1.491 mol) and titanium superoxide (10 g) were added. Then TBHP in decane (5-6 M) (542.56 mL, 2.98 mol) was added to the reaction mixture in a dropwise manner and kept stirring at 25 °C for 6 h. After the reaction (checked by TLC), the reaction mixture was filtered off through sintered funnel. Then the organic layer was extracted with CH₂Cl₂, dried over anhydrous Na₂SO₄, and evaporated under reduced pressure. The crude product was purified by column chromatography over silica (230-400 mesh) using petroleum ether/ ethyl acetate (19: 1 v/v) as eluent to give desired diocetyl phthalate (3r). Yield: 96%; 279.53 g; IR (CHCl₃, cm⁻¹): ν_{\max} 3112, 1720, 1621, 1580, 1460, 1150, 1012, 845; ¹H NMR (200 MHz, CDCl₃): δ 7.46-7.60 (m, 2H), 4.28 (t, *J* = 6.7 Hz, 4H), 1.62-1.90 (m, 5H), 1.22-1.44 (m, 22H), 0.85-0.93 (m, 6H); ¹³C NMR (50 MHz, CDCl₃): δ 167.4, 132.4, 130.7, 128.8, 65.7, 31.8, 29.2, 29.2, 28.6, 26.0, 22.6, 14.1; HRMS (ESI): calc. for [(C₂₄H₃₈O₄)H] (M+H) 391.2848, found 391.2840.

General experimental procedure for the preparation of esters (4a-f), (5a-h) and 2a:

In an oven dried round bottom flask, benzaldehydes (1 equiv), alcohols or alkylbenzenes (1 equiv) and Titanium superoxide catalyst (0.1 g, 10 wt%) in dry CH₃CN (10 mL) was added TBHP in decane (2 or 3 equiv) in a dropwise manner. Then the flask was stirred at 25 °C or heated at 80 °C. After complete disappearance of aldehyde (judged by TLC), the reaction mixture was filtered through sintered funnel using CH₂Cl₂ as eluent. Then the organic layer was extracted with CH₂Cl₂, dried over anhydrous Na₂SO₄, and evaporated under reduced pressure. The crude product was purified by column chromatography over silica (230-400 mesh) using petroleum ether/ ethyl acetate (19:1 v/v) as eluent to give corresponding esters.

4-nitrophenyl 4-methoxybenzoate (4a): Yield: 70%; 1.47 g; colorless gum; IR (CHCl₃, cm⁻¹): ν_{\max} 3105, 2985, 1714, 1637, 1549, 1275, 812; ¹H NMR (200 MHz, CDCl₃): δ 8.25 (d, *J* = 8.7 Hz, 2H), 8.03 (d, *J* = 8.8 Hz, 2H), 7.59 (d, *J* = 8.7 Hz, 2H), 6.93 (d, *J* = 8.9 Hz, 2H), 5.42 (s, 2H), 3.88 (s, 3H); ¹³C NMR (50 MHz, CDCl₃): δ 163.8, 156.0, 148.4, 143.6, 136.6, 131.9, 128.3, 123.9, 113.8, 64.9, 55.4; HRMS (ESI): calc. for [(C₁₅H₁₃NO₅)H] (M+H) 288.0872, found 288.0875.

1-phenylethyl 3-nitrobenzoate (4b): Yield: 88%; 1.57 g; colorless liquid; IR (CHCl₃, cm⁻¹): ν_{\max} 3015, 2985, 2910, 1718, 1642, 1587, 1235, 1148; ¹H NMR (200 MHz, CDCl₃): δ 8.88 (t, *J* = 1.8 Hz, 1H), 8.33-8.47 (m, 2H), 7.64 (t, *J* = 8.0 Hz, 1H), 7.28-7.51 (m, 5H), 6.16 (q, *J* = 6.6 Hz, 1H), 1.72 (d, *J* = 6.7 Hz, 3H); ¹³C NMR (50 MHz, CDCl₃): δ 163.5, 148.3, 140.9, 135.2, 132.3, 129.5, 128.7, 128.2, 127.3, 126.1, 124.5, 74.1, 22.2; HRMS (ESI): calc. for [(C₁₅H₁₃NO₄)H] (M+H) 272.0923, found 272.0926.

Benzhydryl 3-nitrobenzoate (4c): Yield: 88%; 1.94 g; colorless liquid; IR (CHCl₃, cm⁻¹): ν_{\max} 3120, 3050, 1717, 1630, 1545, 1289, 1110; ¹H NMR (200 MHz, CDCl₃): δ 8.82-9.02 (m, 1H), 8.31-8.48 (m, 2H), 7.62 (t, *J* = 7.9 Hz, 1H), 7.39-7.44 (m, 4H), 7.32-7.38 (m, 4H), 7.26-7.32 (m, 2H), 7.14 (s, 1H); ¹³C NMR (50 MHz, CDCl₃): δ 163.3, 148.4, 139.5, 135.3, 132.1, 129.6, 128.7, 128.3, 127.5, 127.2, 124.7, 78.4; HRMS (ESI): calc. for [(C₂₀H₁₅NO₄)H] (M+H) 334.1079, found 334.1082.

4-methylbenzyl 3-nitrobenzoate (4d): Yield: 90%; 1.61 g; colorless liquid; IR (CHCl₃, cm⁻¹): ν_{\max} 3012, 2950, 1718, 1655, 1584, 1431, 1165; ¹H NMR (200 MHz, CDCl₃): δ 8.86 (t, *J* = 1.8 Hz, 1H), 8.29-8.48 (m, 2H), 7.63 (t, *J* = 8.0 Hz, 1H), 7.29-7.45 (m, 2H), 7.14-7.26 (m, 2H), 5.36 (s, 2H), 2.37 (s, 3H); ¹³C NMR (50 MHz, CDCl₃): δ 164.2, 148.3, 138.5, 135.3, 132.3, 132.1, 129.4, 128.7, 127.4, 124.7, 67.6, 21.3; HRMS (ESI): calc. for [(C₁₅H₁₃NO₄)H] (M+H) 272.0923, found 272.0920.

3-methylbenzyl 3-nitrobenzoate (4e): Yield: 88%; 1.57 g; colorless liquid; IR (CHCl₃, cm⁻¹): ν_{\max} 3050, 2965, 1718, 1650, 1580, 1480, 1257, 1106; ¹H NMR (200 MHz, CDCl₃): δ 8.85 (t, *J* = 1.9 Hz, 1H), 8.37 (dt, *J* = 8.0, 2.0 Hz, 2H), 7.62 (t, *J* = 8.0 Hz, 1H), 7.19-7.33 (m, 3H), 7.08-7.18 (m, 1H), 5.35 (s, 2H); ¹³C NMR (50 MHz, CDCl₃): δ 164.1, 148.3, 138.3, 135.2, 135.1, 131.9, 129.5, 129.3, 129.2, 128.6, 127.3, 125.6, 124.6, 67.6, 21.4; HRMS (ESI): calc. for [(C₁₅H₁₃NO₄)H] (M+H) 272.0923, found 272.0925.

3,5-dimethylbenzyl 3-nitrobenzoate (4f): Yield: 92%; 1.73 g; colorless liquid; IR (CHCl₃, cm⁻¹): ν_{\max} 3140, 2980, 1720, 1620, 1580, 1465, 1290, 1108; ¹H NMR (200 MHz, CDCl₃): δ 8.88 (t, *J* = 1.8 Hz, 1H), 8.33-8.56 (m, 2H), 7.65 (t, *J* = 8.0 Hz, 1H), 6.92-7.15 (m, 3H), 5.34 (s, 2H), 2.36 (s, 6H); ¹³C NMR (50 MHz, CDCl₃): δ 164.1, 148.3, 138.2, 135.2, 135.0, 132.0, 130.2, 129.4, 127.3, 126.4, 124.6, 67.6, 21.2; HRMS (ESI): calc. for [(C₁₆H₁₅NO₄)H] (M+H) 286.1079, found 286.1075.

Ethyl 4-nitrobenzoate (5a): Yield: 80%; 1.03 g; colorless solid; mp: 97-99 °C (lit.^{4p} mp. 97-98 °C); IR (CHCl₃, cm⁻¹): ν_{\max} 3102, 3010, 2950, 1724, 1620, 1580, 1456, 1140, 1011; ¹H NMR (200 MHz, CDCl₃): δ 8.30 (d, *J* = 8.9 Hz, 2H), 8.21 (d, *J* = 8.9 Hz, 2H), 4.43 (q, *J* = 7.3, 14.6 Hz, 2H), 1.44 (t, *J* = 7.4 Hz, 3H); ¹³C NMR (50 MHz, CDCl₃): δ 164.4, 150.5, 135.8, 130.6, 123.5, 61.9, 14.2; HRMS (ESI): calc. for [(C₉H₉NO₄)H] (M+H) 196.0610, found 196.0615.

Isopropyl-4-nitrobenzoate (5b): Yield: 78%; 1.07 g; colorless solid, mp.: 105-108 °C (lit.^{4p} mp. 105-106 °C); IR (CHCl₃, cm⁻¹): ν_{\max} 3112, 2980, 1713, 1620, 1509, 1480, 1253, 1120; ¹H NMR (200 MHz, CDCl₃): δ 8.27 (d, *J* = 8.5 Hz, 2H), 8.19 (d, *J* = 8.5 Hz, 2H), 5.24-5.33 (m, 1H), 1.40 (d, *J* = 6.1 Hz, 7H); ¹³C NMR (50 MHz, CDCl₃): δ 164.1, 150.3, 136.2, 130.5, 123.4, 69.6, 21.8; HRMS (ESI): calc. for [(C₁₀H₁₁NO₄)H] (M+H) 210.0766, found 210.0761.

Allyl-4-nitrobenzoate (5c): Yield: 82%; 1.12 g; colorless liquid; IR (CHCl₃, cm⁻¹): ν_{\max} 3115, 2980, 1720, 1620, 1580, 1470, 1320, 1153; ¹H NMR (200 MHz, CDCl₃): δ 8.17-8.34 (m, 4H), 5.93-6.14 (m, 1H), 5.28-5.50 (m, 2H), 4.86 (d, J = 5.8 Hz, 2H); ¹³C NMR (50 MHz, CDCl₃): δ 164.1, 150.6, 135.5, 131.6, 130.7, 123.5, 119.0, 66.3; HRMS (ESI): calc. for [(C₁₀H₉NO₄)H] (M+H) 208.0610, found 208.0615.

Prop-2-yn-1-yl 4-nitrobenzoate (5d): Yield: 80%; 1.08 g; colorless liquid; IR (CHCl₃, cm⁻¹): ν_{\max} 2990, 2975, 1716, 1620, 1580, 1410, 1260, 1150, 949, 748; ¹H NMR (200 MHz, CDCl₃): δ 8.19-8.36 (m, 4H), 4.97 (d, J = 2.5 Hz, 2H), 2.54 (t, J = 2.5 Hz, 1H); ¹³C NMR (50 MHz, CDCl₃): δ 163.8, 150.8, 134.7, 130.9, 123.6, 75.8, 53.2; HRMS (ESI): calc. for [(C₁₀H₇NO₄)H] (M+H) 206.0453, found 206.0459.

tert-butyl 3-nitrobenzoate (5e): Yield: 52%; 0.76 g; colorless oil; IR (CHCl₃, cm⁻¹): ν_{\max} 2996, 1725, 1610, 1520, 1490, 1260, 1152, 1050; ¹H NMR (200 MHz, CDCl₃): δ 1.65 (s, 9H), 7.51-7.74 (m, 1H), 8.25-8.53 (m, 2H), 8.79 (s, 1H); ¹³C NMR (50 MHz, CDCl₃): δ 163.2, 148.22, 135.0, 133.7, 129.2, 126.8, 124.3, 82.3, 28.1; HRMS (ESI): calc. for [(C₁₁H₁₃NO₄)H] (M+H) 224.0923, found 224.0929.

(1R, 2S, 4R)-1,7,7-trimethylbicyclo[2.2.1]heptan-2-yl benzoate (5f): Yield: 80%; 1.60 g; pale yellow gum; [α]_D²⁵ -44.8 (c 2.5, CHCl₃) {lit.^{10a} [α]_D³⁰ -45 (c 1.0, CHCl₃); IR (CHCl₃, cm⁻¹): ν_{\max} 2980, 1720, 1630, 1528, 1470, 1125, 1080, 945; ¹H NMR (200 MHz, CDCl₃): δ 7.92-8.13 (m, 2H), 7.36-7.61 (m, 3H), 5.01-5.19 (m, 1H), 2.32-2.62 (m, 1H), 1.98-2.23 (m, 1H), 1.65-1.96 (m, 3H), 1.05-1.59 (m, 5H), 0.92 (s, 6H); ¹³C NMR (50 MHz, CDCl₃): δ 166.6, 132.7, 130.9, 129.5, 128.3, 80.4, 49.1, 47.9, 45.0, 37.0, 28.2, 27.4, 19.8, 19.0, 13.7; HRMS (ESI): calc. for [(C₁₇H₂₂O₂)H] (M+H) 259.1698, found 259.1690.

(1S, 2R, 5S)-2-isopropyl-5-methylcyclohexyl 3-nitrobenzoate (5g): Yield: 81%; 1.63 g; colorless gum; [α]_D²⁵ -83.5 (c 2, CHCl₃) {lit.^{10b} [α]_D²⁵ -83.7 (c 1.5, CHCl₃); IR (CHCl₃, cm⁻¹): ν_{\max} 3110, 2950, 1725, 1580, 1425, 1350, 1230, 1050, 948; ¹H NMR (200 MHz, CDCl₃): δ 8.84 (s, 1H), 8.32-8.47 (m, 3H), 7.65 (t, J = 8.0 Hz, 1H), 4.99 (td, J = 10.8, 4.5 Hz, 1H), 1.86-2.21 (m, 1H), 1.69-1.86 (m, 2H), 1.53-1.67 (m, 2H), 1.22-1.34 (m, 1H), 1.01-1.20 (m, 3H), 0.94 (dd, J = 6.7, 3.4 Hz, 8H), 0.80 (d, J = 7.0 Hz, 3H); ¹³C NMR (50 MHz, CDCl₃): δ 163.9, 148.4, 135.3, 132.6, 129.5, 127.2, 124.6, 76.1, 47.2, 40.9, 34.3, 31.5, 26.6, 23.6, 22.1, 20.8, 16.5; HRMS (ESI): calc. for [(C₁₇H₂₃NO₄)H] (M+H) 306.1705, found 306.1710.

2,2,6,6-tetramethylpiperidin-1-yl-3-nitrobenzoate (6): To a stirred solution of 4-nitrobenzaldehyde (0.5 g, 3.3 mmol), 2,2,6,6-Tetramethylpiperidinyloxy (TEMPO) (0.51 g, 3.3 mmol) and Titanium superoxide (0.1 g, 10 wt%) in dry CH₃CN (10 mL), TBHP (5-6 M solution in decane) (1.2 mL, 6.6 mmol) was added dropwise *via* a syringe and kept stirring at 25 °C for 6 h. After the reaction (checked by TLC), the reaction mixture was filtered through sintered funnel using CH₂Cl₂ as eluent. Then the organic layer was extracted with CH₂Cl₂, dried over anhydrous Na₂SO₄, and evaporated under reduced pressure. The crude product was purified by column chromatography over silica (230-400 mesh) using petroleum ether/ethyl acetate (4:1 v/v) as eluent to give **6**. Yield: 72%; 1.45 g; colorless gum; IR (CHCl₃, cm⁻¹): ν_{\max} 2985, 1725, 1620, 1590, 1435, 1156, 1085, 835; ¹H NMR (200 MHz, CDCl₃): δ 8.29 (m, 1H), 8.09 (m, 1H), 7.40-7.65 (m, 2H), 1.70-1.87 (m, 3H), 1.62 (m, 2H), 1.41-1.53 (m, 1H), 1.29 (s, 6H), 1.13 (s, 6H); ¹³C NMR (50 MHz, CDCl₃): δ 166.3, 132.8, 130.6, 129.5, 128.4, 123.6, 60.4, 39.0, 31.9, 20.8, 17.0; HRMS (ESI): calc. for [(C₁₆H₂₂N₂O₄)H] (M+H) 307.1652, found 307.1648.

(((2,2,6,6-tetramethylcyclohexyl)oxy)methyl)benzene (7): To a well-stirred solution of 2,2,6,6-Tetramethylpiperidinyloxy (TEMPO) (1 g, 6.41 mmol) in dry toluene (10 mL), Ti superoxide (0.1 g, 10 wt%) and TBHP (5-6 M in decane) (2.3 mL, 12.82 mmol) were added in a dropwise manner and heated at 80 °C for 2 h. After that, the reaction mixture was filtered through sintered funnel using CH₂Cl₂ as eluent. Then the organic layer was extracted with CH₂Cl₂, dried over anhydrous Na₂SO₄, and evaporated in *vacuo*. The crude product was purified by column chromatography over silica (230-400 mesh) using petroleum ether/ethyl acetate (19:1 v/v) as eluent to give **7**. Yield: 75%; 2.03 g; colorless liquid; IR (CHCl₃, cm⁻¹): ν_{\max} 3011, 2980, 2851, 1621, 1590, 1365, 1150, 890, 748; ¹H NMR (200 MHz, CDCl₃): δ 7.29-7.43 (m, 5H), 4.84 (s, 2H), 1.43-1.65 (m, 6H), 1.27 (s, 6H), 1.16 (s, 6H); ¹³C NMR (50 MHz, CDCl₃): δ 138.3, 128.2, 127.4, 127.3, 78.7, 60.0, 39.7, 33.1, 20.3, 17.1; HRMS (ESI): calc. for [(C₁₆H₂₅O)H] (M+H) 248.2009, found 248.2020.

Synthesis of 3-butylphthalide (8b): To a stirred solution of *ortho*-tolualdehyde **8a** (1 g, 8.32 mmol) in CH₂Cl₂ (25 mL), ethylene glycol (0.516 g, 8.32 mmol) and PTSA (0.316 g, 1.66 mmol) were added and kept stirring at 25 °C for 3 h. After the reaction was over (judged by TLC), the organic layer was extracted with CH₂Cl₂, washed with aqueous saturated NaHCO₃ solution, dried over dried over anhydrous Na₂SO₄, and evaporated under reduced pressure. The crude product was purified by column chromatography over silica (230-400 mesh) using petroleum ether/ethyl acetate (9:1 v/v) as eluent to furnish 2-(*o*-tolyl)-1,3-dioxolane **8a'** in 90% yield.

Then to a stirred solution of **8a'** (1 g, 6.09 mmol) in dry THF (30 mL), ^{*n*}BuLi in hexane (1.6 M) (4.5 mL, 7.3 mmol) was added *via* syringe in a dropwise manner at 0 °C and kept stirring for 30 min at same temperature. Then ^{*n*}BuLi (1.12 g, 6.09 mmol) in dry THF (5 mL) was added to the reaction mixture at 0 °C slowly and left for stirring at 25 °C for 2 h. After the reaction was over (checked by TLC), it was quenched with 2N HCl (10 mL) and kept stirring for another 1 h. Then the organic layer was extracted with ether, dried over dried over anhydrous Na₂SO₄, and evaporated under reduced pressure. After that, the crude product without further purification and characterization, was subjected to intra-molecular oxidative esterification using TBHP in decane (5-6 M) (3.3 mL, 18.27 mmol) and Titanium superoxide (0.1 g, 10 wt%) and it was heated at 80 °C for 3 h. After the reaction was over (checked by TLC), it was filtered through sintered funnel using CH₂Cl₂ as eluent. Then the organic layer was extracted with CH₂Cl₂, dried over anhydrous Na₂SO₄, and evaporated under reduced pressure. The crude product was purified by column chromatography over silica (230-400 mesh) using petroleum ether/ethyl acetate (9:1 v/v) as eluent to give 3-butylphthalide **8b** in 70% yield.

2-(*o*-tolyl)-1,3-dioxolane (8a'): Yield: 90%; 1.23 g; colorless liquid; IR (CHCl₃, cm⁻¹): ν_{\max} 3112, 2920, 1645, 1580, 1360, 1050, 845, 755; ¹H NMR (200 MHz, CDCl₃): δ 7.46-7.60 (m, 1H), 7.15-7.29 (m, 3H), 5.97 (s, 1H), 4.10-4.20 (m, 2H), 3.98-4.09 (m, 2H), 2.42 (s, 3H); ¹³C NMR (50 MHz, CDCl₃): δ 136.5, 135.3, 133.5, 130.5, 128.8, 125.7, 125.6, 102.0, 65.1, 18.7; HRMS (ESI): calc. for [(C₁₀H₁₂O₂)H] (M+H) 165.0916, found 165.0912.

3-butylphthalide (8b): Yield: 70%; 0.81 g; colorless liquid; IR (CHCl₃, cm⁻¹): ν_{\max} 3112, 2920, 1735, 1612, 1520, 1186, 1070; ¹H NMR (200 MHz, CDCl₃): δ 7.88 (d, J = 7.5 Hz, 1H), 7.61-7.74 (m, 1H), 7.40-7.58 (m, 2H), 5.47 (dd, J = 7.6, 4.1 Hz, 1H), 1.94-2.16 (m, 1H), 1.65-1.87 (m, 1H), 1.23-1.58 (m, 4H), 0.81-0.99 (m, 3H); ¹³C NMR (50 MHz,

CDCl₃): δ 170.1, 150.0, 133.7, 128.8, 126.113.8, 125.5, 121.6, 81.1, 34.4, 26.8, 22.3; HRMS (ESI): calc. for [(C₁₂H₁₄O₂)H] (M+H) 191.1072, found 191.1076.

ACKNOWLEDGMENT

S.D. and S.K.G. thank CSIR, New Delhi for the award of research fellowships and CSIR, Indus MAGIC (CSC 0123) and DST, (No. SR/S1/OC-42/2014) New Delhi for financial support. The authors are also thankful to Dr. V.V. Ranade, Chair, Chem. Engg. & Process Develop. for his constant encouragement.

Notes and references

- (a) C. S. Pappas, A. Malovikova, Z. Hromadkova, P. A. Tarantilis, A. Ebringerova. and M. G. Polissiou, *Carbohydr. Polym.* 2004, **56**, 465; (b) V. Vindigni, R. Cortivo, L. Iacobellis, G. Abatange and B. Zavan, *Int. J. Mol. Sci.* 2009, **10**, 2972; (c) A. Llobet, M. Alvarez, and F. Albericio, *Chem. Rev.* 2009, **109**, 2455.
- (a) J. Otera, *Chem. Rev.* 1993, **93**, 1449; (b) R. C. Larock, *Comprehensive organic transformations: a guide to functional group preparations*, Wiley-VCH, New York, 2nd edn, **1999**; (c) E. Taarning, I. S. Nielsen, K. Egeblad, R. Madsen and C. H. Christensen, *ChemSusChem*, 2008, **1**, 75.
- Selected traditional esterification methods: (a) M. Curini, O. Rosati and E. Pisani, *Tetrahedron Lett.* 1997, **38**, 1239; (b) C.-T. Chen and Y. S. Munot, *J. Org. Chem.* 2005, **70**, 8625; (c) S.-S. Weng, C.-S. Ke, F.-K. Chen, Y.-F. Lyu and G.-Y. Lin, *Tetrahedron* 2011, **67**, 1640.
- Some selected reports: (a) R. Gopinath and B. K. Patel, *Org. Lett.* 2000, **2**, 577; (b) S. Kiyooka, M. Ueno and E. Ishii, *Tetrahedron Lett.* 2005, **46**, 4639; (c) R. Lerebours and C. Wolf, *J. Am. Chem. Soc.* 2006, **128**, 13052; (d) W. Yoo and C. Li, *J. Org. Chem.* 2006, **71**, 6266; (e) C. Marsden, E. Taarning, D. Hansen, L. Johansen, S. Klitgaard, K. Egeblad and C. H. Christensen, *Green Chem.* 2008, **10**, 168; (f) A. S. K. Hashmi, C. Lothschütz, M. Ackermann, R. Doepp, S. Anantharaman, B. Marchetti, H. Bertagnolli and F. Rominger, *Chem. Eur. J.* 2010, **16**, 8012; (g) S. D. Sarkar, S. Grimme and A. Studer, *J. Am. Chem. Soc.* 2010, **132**, 1190; (h) S. K. Rout, S. Guin, K. K. Ghara, A. Banerjee and B. K. Patel, *Org. Lett.* 2012, **14**, 3982; (i) Y. Li, W. Du and W.-P. Deng, *Tetrahedron* 2012, **68**, 3611; (j) B. A. Tschäen, J. R. Schmink and G. A. Molander, *Org. Lett.* 2013, **15**, 500; (k) I. N. C. Kiran, K. Lalwani and A. Sudalai, *R.Sc. Adv.* 2013, **3**, 1695.
- Selected esterification protocols through C-H activation: (a) A. R. Dick, K. L. Hull and M. S. Sanford, *J. Am. Chem. Soc.* 2004, **126**, 2300; (b) M. S. Chen, N. Prabakaran, N. A. Labenz and M. C. White, *J. Am. Chem. Soc.* 2005, **127**, 6970; (c) J. H. Delcamp and M. C. White, *J. Am. Chem. Soc.* 2006, **128**, 15076; (d) X. Chen, X.-S. Hao, C. E. Goodhue and J.-Q. Yu, *J. Am. Chem. Soc.* 2006, **128**, 6790; (e) D. J. Covell and M. C. White, *Angew. Chem. Int. Ed.* 2008, **120**, 6548; *Angew. Chem. Int. Ed.* 2008, **47**, 6448; (f) Z. Ye, W. Wang, F. Luo, S. Zhang and J. Cheng, *Org. Lett.* 2009, **11**, 3974; (g) G. -W. Wang and T.-T. Yuan, *J. Org. Chem.* 2010, **75**, 476; (h) H. Liu, G. Shi, S. Pan, Y. Jiang and Y. Zhang, *Org. Lett.* 2013, **15**, 4098.
- (a) M. Uyanik, H. Okamoto, T. Yasui and K. Ishihara, *Science* 2010, **328**, 1376; (b) M. Uyanik, D. Suzuki, T. Yasui and K. Ishihara, *Angew. Chem. Int. Ed.* 2011, **123**, 5443; *Angew. Chem. Int. Ed.* 2011, **50**, 5331; (c) L. Chen, E. Shi, Z. Liu, S. Chen, W. Wei, H. Li, K. Xu and X. Wan, *Chem. Eur. J.* 2011, **17**, 4085; (d) T. Froehr, C. P. Sindinger, U. Kloeckner, P. Finkbeiner and B. J. Nachtsheim, *Org. Lett.* 2011, **13**, 375; (e) J. Feng, S. Liang, S.-Y. Chen, J. Zhang, S.-S. Fu and X.-Q. Yu, *Adv. Synth. Catal.* 2012, **354**, 1287.
- (a) R. V. Stevens, K. T. Chapman, C. A. Stubbs, W. W. Tam and K. F. Albizati, *Tetrahedron Lett.* 1982, **23**, 4647; (b) S. R. Wilson, S. Tofigh and R. N. Misra, *J. Org. Chem.* 1982, **47**, 1360; (c) S. O. Nwaukwa and P. M. Keehn, *Tetrahedron Lett.* 1982, **23**, 3131; (d) B. R. Travis, M. Sivakumar, G. O. Hollist, B. Borhan, *Org. Lett.* 2003, **5**, 1031.
- (a) G. K. Dewkar, M. D. Nikalje, I. S. Ali, A. S. Paraskar, H. S. Jagtap and A. Sudalai, *Angew. Chem. Int. Ed.* 2001, **113**, 419; (b) R. S. Reddy, T. M. Shaikh, V. Rawat, P. U. Karabal, G. Dewkar, G. Suryavanshi and A. Sudalai, *Catal. Surv. Asia* 2010, **14**, 21.
- (a) G. K. Dewkar, T. M. Shaikh, S. Pardhy, S. Kulkarni and A. Sudalai, *Indian J. Chem. Sec B.*, 2005, **44**, 1530; (b) T. M. Shaikh, P. U. Karabal, G. Suryavanshi and A. Sudalai, *Tetrahedron Lett.* 2009, **50**, 2815; (c) B. Leroy, D. Naert and L. Phillippe, *Eur. Pat. Appl.* **2014**, EP 2810932A120141210; *PCT. Int. Appl.* **2014**, WO 2014195055A120141211.
- (a) S. Asaoka, H. Horiguchi, T. Wada, Y. Inoue *J. Chem. Soc., Perkin Trans. 2*, 2000, 737–747 and references cited there in; (b) A. McKenzie, A. D. Wood, *J. Chem. Soc.* 1939, 1536.
- (a) Z. Xu, G. Y. Hu and G. S. Tan, *Chin. J. Modern Med.* 2004, 93; (b) H. Zhang, S. Zhang, L. Liu, G. Luo, W. Duan and W. Wang, *J. Org. Chem.* 2010, **75**, 368 and references cited there in.