

Organic & Biomolecular Chemistry

Accepted Manuscript



This is an *Accepted Manuscript*, which has been through the Royal Society of Chemistry peer review process and has been accepted for publication.

Accepted Manuscripts are published online shortly after acceptance, before technical editing, formatting and proof reading. Using this free service, authors can make their results available to the community, in citable form, before we publish the edited article. We will replace this *Accepted Manuscript* with the edited and formatted *Advance Article* as soon as it is available.

You can find more information about *Accepted Manuscripts* in the [Information for Authors](#).

Please note that technical editing may introduce minor changes to the text and/or graphics, which may alter content. The journal's standard [Terms & Conditions](#) and the [Ethical guidelines](#) still apply. In no event shall the Royal Society of Chemistry be held responsible for any errors or omissions in this *Accepted Manuscript* or any consequences arising from the use of any information it contains.

Multicomponent reactions of methyl substituted all-*cis* tetrafluorocyclohexane aldehydes

Tetiana Bykova, Nawaf Al-Maharik, Alexandra M. Z. Slawin, David O'Hagan*

School of Chemistry, University of St Andrews, North Haugh, St Andrews, KY16 9ST, UK.

ABSTRACT

This paper reports the preparation of methyl substituted all-*cis* tetrafluorocyclohexanes prepared from a Birch reduction of benzoic acid, worked up with a methyl iodide quench. The resultant methylcyclohexadiene carboxylic acid was reduced to the alcohol and protected. The cyclohexadienyl ring was then epoxidised and the C-O bonds sequentially converted through deoxyfluorination reactions to two sets of isomers of all-*cis* tetrafluorocyclohexane isomers. Deprotection of the benzylic ether and then oxidation gave aldehydes which were then used in Ugi and Passerini multicomponent reactions, allowing this facially polarised cyclohexane to be incorporated into peptidic structural motifs.

1. Introduction

We have recently described the synthesis and properties of the all-*cis* 2,3,5,6-tetrafluorocyclohexane **1** ring system¹. The stereochemistry is such that in the chair conformation the four fluorine atoms are all on one face of the cyclohexane ring. Also two of the C-F bonds are 1,3-diaxial and align parallel to each other and this results in an orientated polarity, which is supplemented by the two equatorial C-F bonds which are also on the upper face of the cyclohexane ring. The outcome is a large molecular dipole moment of 5.2 Dy for **1**¹. The motif is polar hydrophobic and an interesting and unusual aspect of the cyclohexane ring system is that it has facial polarity, therefore it becomes attractive to access building blocks which might be used to introduce the motif into drug discovery and agrochemical research programmes. Derivatives of the ring system are relatively challenging to prepare, however recently we reported the preparation of phenyl derivative **2** and then access to a variety of aryl derivatives by standard electrophilic aromatic substitution reactions of **2**²⁻⁴.

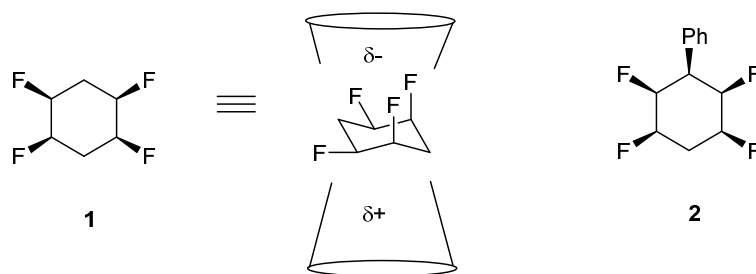
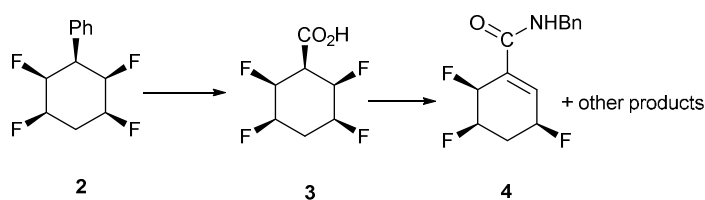


Figure 1: All-*cis*-tetrafluorocyclohexane **1** is facially polarised ($\mu = 5.2$ D), with a more negative fluorine face and a more positive hydrogen face.¹

In order to build further diversify around this structural motif, cyclohexane carboxylic acid derivatives of this motif are reported. Reduction to aldehydes and utility of the aldehydes in multicomponent reactions has allowed a library of peptidic analogues to be prepared^{5,6}.

2. Results and discussion

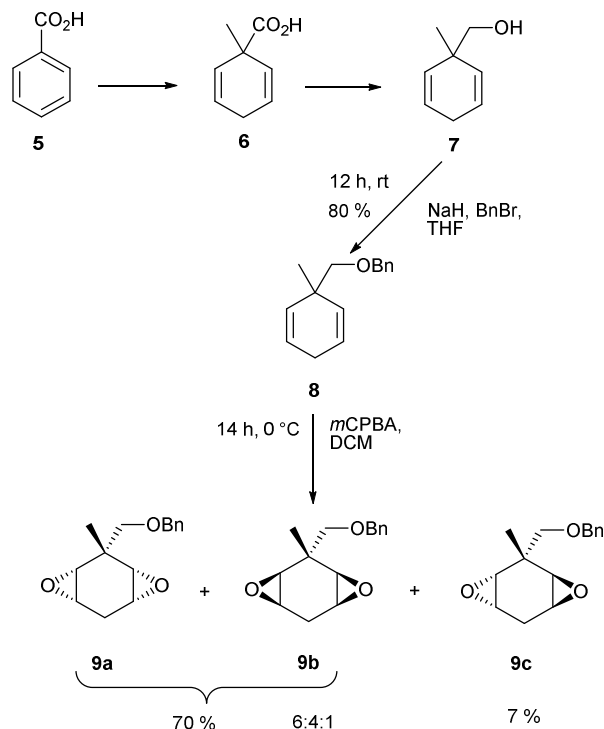
At the outset a direct oxidation of phenyl derivative **2** was explored. The corresponding carboxylic acid **3** was the anticipated product, however it proved difficult to characterize in our hands as it is very vulnerable to hydrogen fluoride elimination to products related to **4**, due to the relatively acidic hydrogen atom, alpha to the carboxylic acid derivative.



Scheme 1 Carboxylic acid **3** is unstable to dehydrofluorination

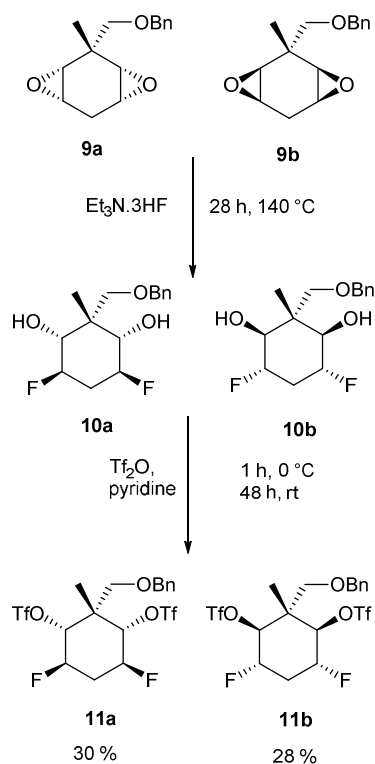
In order to circumvent this problem it became an objective to replace the alpha hydrogen with a methyl group and generate a more stable motif. Following a literature procedure, the Birch reduction of benzoic acid **5** followed by *in situ* methylation afforded α -methylated carboxylic diene **6**, which was then reduced with LiAlH_4 to give alcohol **7** in good yield⁷. Protection of the primary alcohol **7** with

benzyl bromide furnished ether **8** (80% yield), which was then epoxidised using an excess of *m*CPBA^{8,9}. Three diastereoisomers of the diepoxide were generated, *cis* (**9a** and **9b**) and *trans* (**9c**) in 6:4:1 ratio.



Scheme 1: Synthesis of diepoxides **9a**, **b**, **c** from benzoic acid **5**.

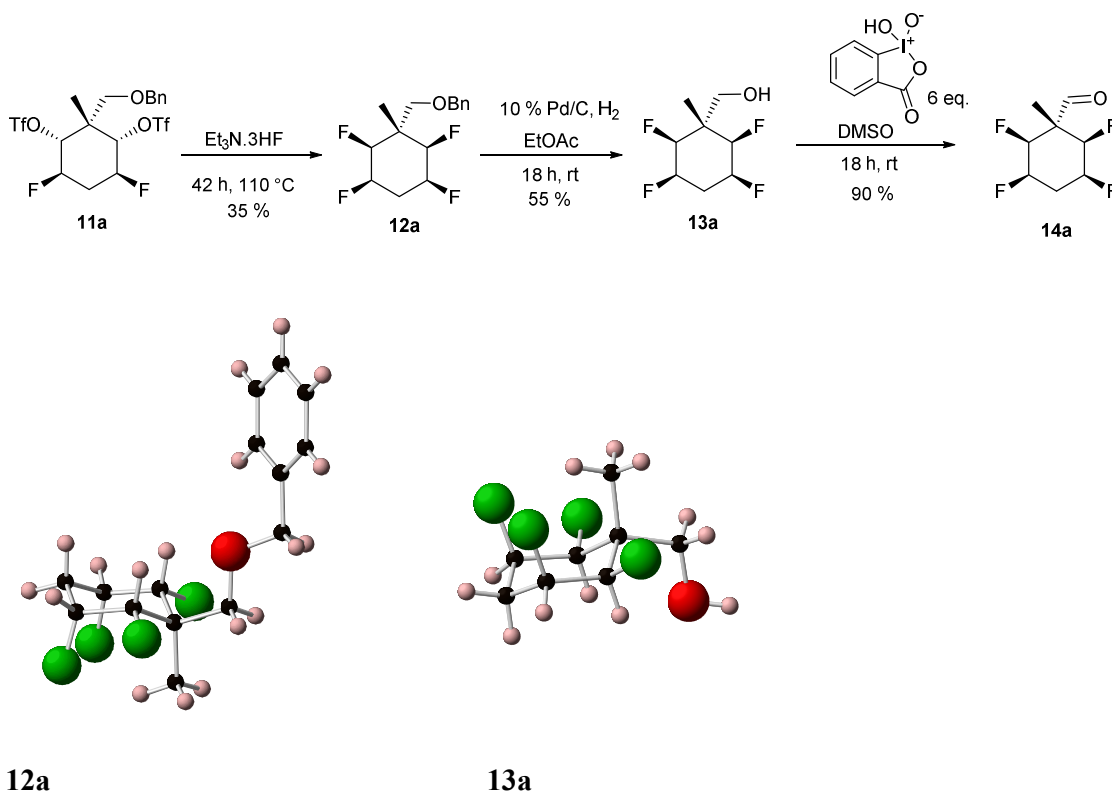
The *trans*-diepoxide stereoisomer **9c** was separated (7%) from the inseparable *cis*-diepoxides **9a** and **9b** (70%). The configuration of the epoxides was determined by ¹H NMR spectroscopy. The *cis*-diepoxides (**9a** and **9b**) could be differentiated from the *trans* through the methylene hydrogen atoms H-4a and H-4b. For the *trans*-diastereoisomer, both hydrogens are in similar environments and appear as unresolved signals (δ 2.30 ppm), whereas for the *cis*-diepoxides (**9a** and **9b**), these hydrogens are non-equivalent and resolve into a pair of multiplets (δ 2.77 ppm and δ 2.24 ppm).



Scheme 3: Ring opening fluorination of diepoxides **9a** and **9b** and then activation to ditriflates **11a** and **11b**.

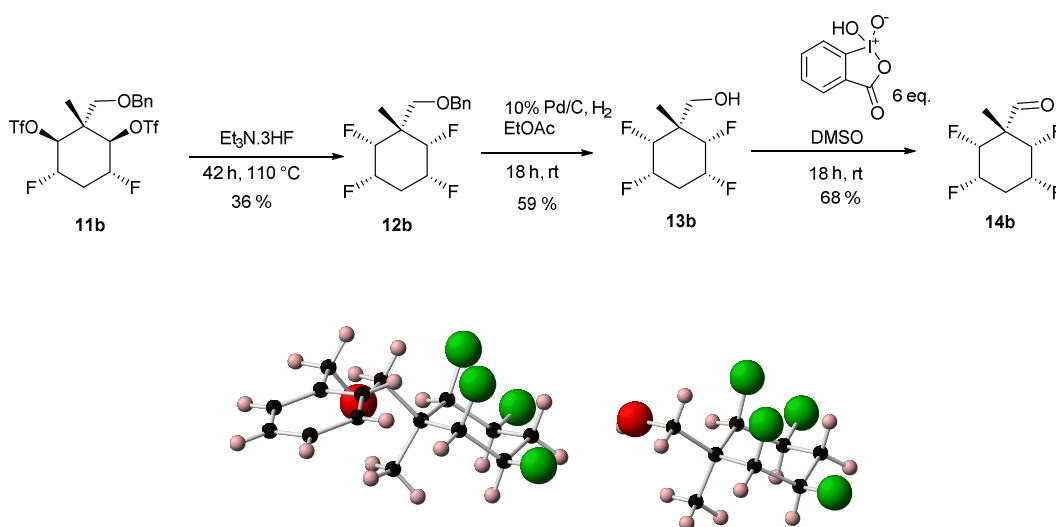
Treatment of the diepoxide mixture **9a** and **9b** with $\text{Et}_3\text{N}\cdot 3\text{HF}$ at $140\text{ }^\circ\text{C}$, resulted in their full conversion to difluoro diols **10a** and **10b** as determined by NMR (Scheme 3). This mixture was then reacted with triflic anhydride which resulted in the diastereoisomeric triflates **11a** and **11b**. These products could be separated by chromatography and were recovered in yields of 30% (**11a**) and 28% (**11b**) respectively (Scheme 3).

Diastereoisomer **11a** was treated with $\text{Et}_3\text{N}\cdot 3\text{HF}$ at $110\text{ }^\circ\text{C}$ for a prolonged period which generated tetrafluorocyclohexane **12a**. *O*-Debenzylation (10% $\text{Pd/C}/\text{H}_2$) generated alcohol **13a** as illustrated in Scheme 4¹⁰.



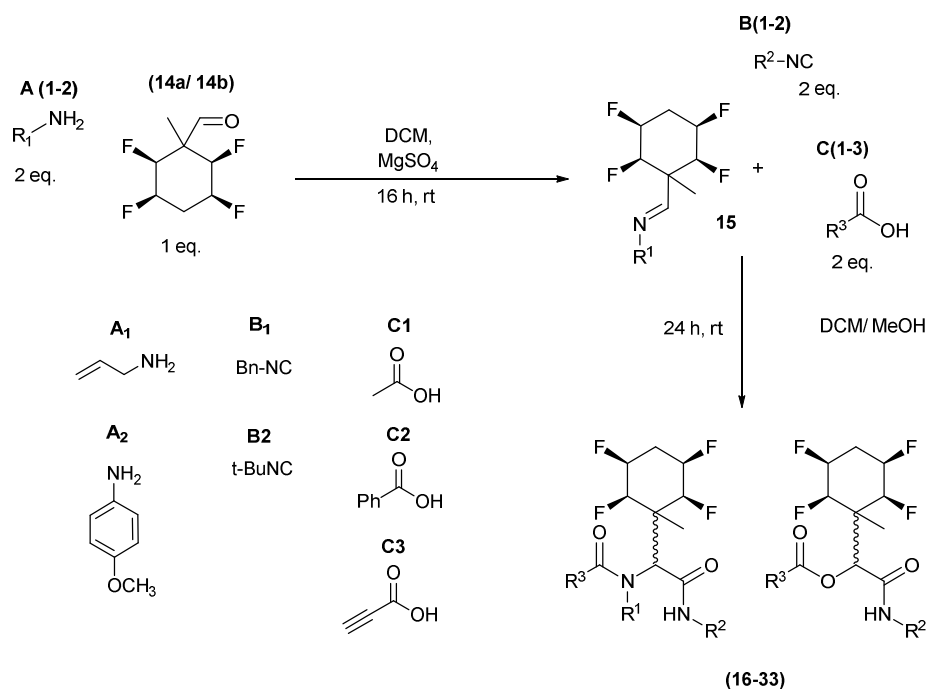
Scheme 4: Preparation of aldehyde **14a** from di-triflate **11a** and showing the X-ray structures of **12a** and **13a**.

The structures and stereochemistry of products **12a** and **13a** were confirmed by X-ray crystallography and are shown in Scheme 4. An analogous procedure was carried out on diastereoisomer **11b**, to generate aldehyde diastereoisomer **14b**. Again the X-ray structures of benzyl ether **12b** and deprotected alcohol **13b** were obtained to confirm stereochemistry and they are shown in Scheme 5. Finally oxidation of alcohols **13a** and **13b** using IBX in DMSO, gave aldehydes **14a** (90%) and **14b** (68%) respectively.^{11,12}



Scheme 5: Preparation of aldehyde **14b** from ditriflate **11b** and showing the X-ray structures of **12b** and **13b**.

The application of aldehydes **14a** and **14b** in Ugi four-component reactions was explored.¹³ In the first instance imines **15** were formed from the condensation of tetrafluoro aldehydes **14a/14b** with a candidate amines **A1/A2**, and then individual isocyanides **B** and carboxylic acids **C** were added as illustrated in Scheme 6.



Scheme 6: General Ugi procedure involving aldehydes **14a** and **14b** and a range of amines (**A1-2**), isocyanides (**B1-2**) and carboxylic acids (**C1-3**).

A series of reactions were conducted to generate a small chemical library of peptidomimetics **16-32** carrying the tetrafluorocyclohexyl ring motif. These compounds are all racemic as a new stereogenic centre is generated.

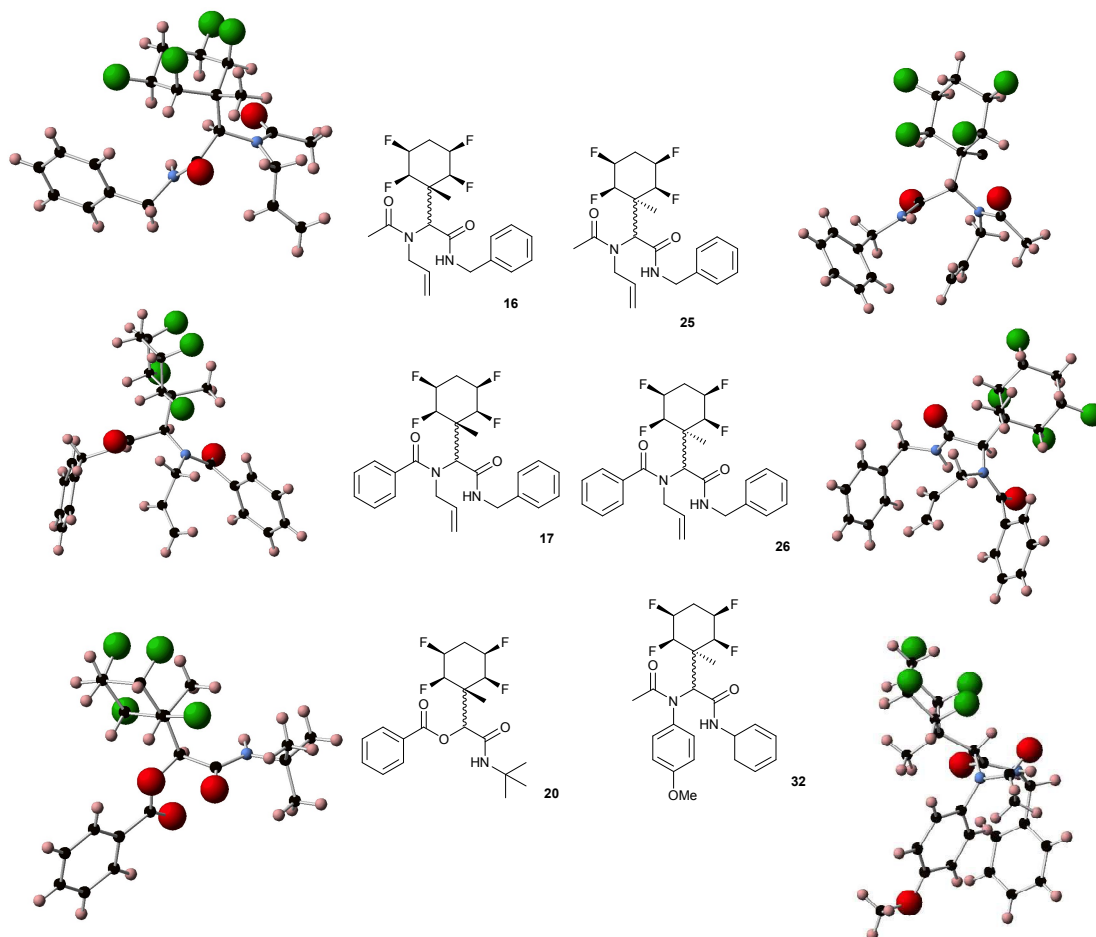


Figure 2: X-ray structures of a selected α -aminoacyl amides **16**, **17**, **25**, **26**, **32** which derive from reaction entries 1,2,8,9 and 14 in Table 1, and of the Passerini by-product **20** from reaction entry 3 of Table 1.

While some products were obtained by classic four component Ugi reactions, others derive from the Passerini reaction (Table 1 and 2), through direct reaction of the free aldehyde **14** rather than the preformed imine **15**, with the added isocyanides **B** and carboxylic acids **C**.¹³⁻¹⁷ In most cases the four component reactions were found to produce both, the α -aminoacyl amide Ugi derivatives and α -hydroxy carboxamide Passerini type products. The crystal structures of several Ugi products **16-17**, **25-26**, **32** and a Passerini α -acyloxy amide **20** are shown of Figure 2. In each case

compensating enantiomers of these racemic products are obvious in the unit cell of each crystal structure. The $^{19}\text{F}\{^1\text{H}\}$ -NMR spectra of these compounds merit some comment. For example the $^{19}\text{F}\{^1\text{H}\}$ -NMR spectra of aldehydes **4a** and **4b** have two sets of equivalent fluorines, which show clear AA'XX' second order spectra, however for the multicomponent products the four fluorines all become chemically non-equivalent, and they all resolve to varying extents.

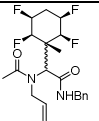
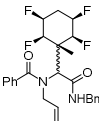
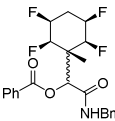
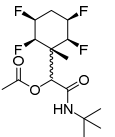
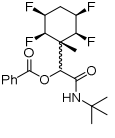
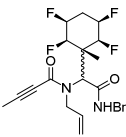
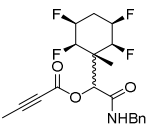
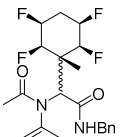
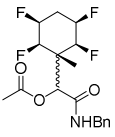
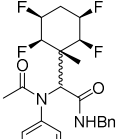
Entry	R ¹ CNH ₂	R ² CN	R ³ COOH	Conditions (time, temp, solvent)	Ugi (yield)	Passerini (yield)	Ratio (1: 2)
1	A1	B1	C1	40 h, 30°C, DCM	 16 (58%)	N/A	-
2	A1	B1	C2	40 h, 25°C, DCM	 17 (25%)	 18 (20%)	2:1
3	A1	B2	C1	40 h, 25°C, DCM	N/A	 19 (82%)	-
4	A1	B2	C2	40 h, 25°C, DCM	N/A	 20 (79%)	-
5	A1	B1	C3	40 h, 25°C, DCM	 21 (22%)	 22 (30%)	1:2.5
6	A2	B1	C1	40 h, 25°C, DCM	 23 (25%)	 24 (37%)	4:5
7	A2	B1	C1	40 h, 25°C, MeOH	 23 (53%)	N/A	

Table 1: Compounds produced using aldehyde **10a** in U-4CC reactions

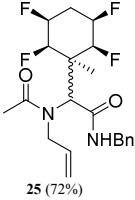
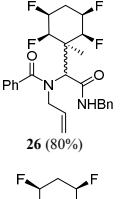
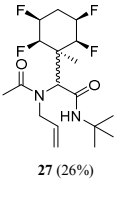
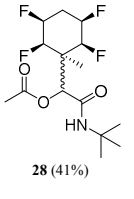
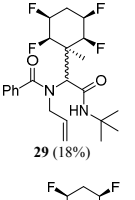
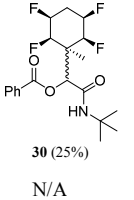
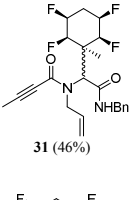
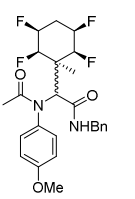
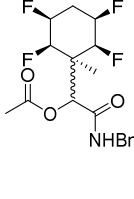
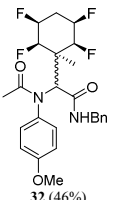
Entry	R ¹ CNH ₂	R ² CN	R ³ COOH	Conditions (time, temp, solvent)	Product 1 (yield)	By-product (yield)	Ratio (1: 2)
8	A1	B1	C1	40 h, 30 °C, DCM	 25 (72%)	N/A	-
9	A1	B1	C2	40 h, 25 °C, DCM	 26 (80%)	N/A	-
10	A1	B2	C1	40 h, 25 °C, DCM	 27 (26%)	 28 (41%)	1:2
11	A1	B2	C2	40 h, 25 °C, DCM	 29 (18%)	 30 (25%)	1:2
12	A1	B1	C3	40 h, 25 °C, DCM	 31 (46%)	N/A	-
13	A2	B1	C1	40 h, 25 °C, DCM	 32 (46%)	 33 (43%)	1:8
14	A2	B1	C1	40 h, 25 °C, MeOH	 32 (46%)	N/A	-

Table 2: Compounds produced using aldehyde **10b** in U-4CC reactions

3. Conclusion

In summary we report the synthesis of aldehyde diastereoisomers **14a** and **14b**, containing the all-*syn* 1,2,4,5-tetrafluorocyclohexane motif. These aldehydes are rendered stable to dehydrofluorination by having a blocking alpha methyl group. Aldehydes **14a** and **14b** were used as key components for Ugi four component reactions and in the event both α -aminoacyl amide and α -hydroxy carboxamide derivatives were generated. This approach allows the facially polarized all-*cis* tetrafluorocyclohexane motif to be introduced into peptidomimetic scaffolds for exploration in bioactivity screening programmes.

Acknowledgements

We thank EPSRC for supporting this work and DO'H is grateful for a Royal Society Wolfson Research Merit Award. We also thank the EPSRC Mass Spectrometry Service at Swansea for analyses.

References

1. Durie, A. J.; Slawin, A. M. Z.; Lebl, T.; Kirsch, P.; O'Hagan, D.; *Chem. Commun.*, **2012**, 48, 9643-9645 (DOI: [10.1039/C2CC34679F](https://doi.org/10.1039/C2CC34679F)).
2. Ayoup, M. S.; Cordes, D. B.; Slawin A. M. Z.; O'Hagan, D.; *Org. Biol. Chem.*, **2015**, 13, 5621-5624 (DOI: [10.1039/C5OB00650C](https://doi.org/10.1039/C5OB00650C)).
3. Durie, A. J.; Fujiwara, T.; Cormanich, R.; Bühl, M.; Slawin A. M. Z.; O'Hagan, D.; *Chem. Eur. J.*, **2014**, 20, 6259-6263 (DOI: 10.1002/chem.201400354).
4. Durie, A. J.; Fujiwara, T.; Al-Maharik, N.; Slawin A. M. Z.; O'Hagan, D.; *J. Org. Chem.*, **2014**, 79, 8228-8233 (DOI: 10.1021/jo501432x).
5. Ugi, I.; Demharter, A.; Hörl W.; Schmid, T.; *Tetrahedron*, **1996**, 52, 11657-11664 (DOI: 10.1016/0040-4020(96)00647-3).
6. Ugi, I.; Werner B.; Dömling, A.; *Molecules*, **2003**, 8, 53-66 (DOI: [10.3390/80100053](https://doi.org/10.3390/80100053)).
7. Usui, I.; Nomura K.; Breit, B.; *Org. Lett.*, **2011**, 13, 612-615 (DOI: 10.1021/ol1028546).
8. Schwartz, N. N.; Blumbergs, J. H.; *J. Org. Chem.*, **1964**, 29, 1976-1979 (DOI: 10.1021/jo01030a078).

9. Huang, H.; Nelson, C. G.; Taber, D. F.; *Tetrahedron Lett.*, **2010**, *51*, 3545-3546 (DOI: [10.1016/j.tetlet.2010.04.129](https://doi.org/10.1016/j.tetlet.2010.04.129)).
10. Johnson, D. C.; Widlanski, T. S.; *Org. Lett.*, **2004**, *6*, 4643-4646 (DOI: [10.1021/ol048426w](https://doi.org/10.1021/ol048426w)).
11. Frigerio, M.; Santagostino, M.; Sputore, S.; *J. Org. Chem.*, **1999**, *64*, 4537-4538 (DOI: [10.1021/jo9824596](https://doi.org/10.1021/jo9824596)).
12. Meyer, S. D.; Schreiber, S. L.; *J. Org. Chem.*, **1994**, *59*, 7549-7552 (DOI: [10.1021/jo00103a067](https://doi.org/10.1021/jo00103a067)).
13. Dömling, A.; *Chem. Rev.*, **2006**, *106*, 17-89 (DOI: [10.1021/cr0505728](https://doi.org/10.1021/cr0505728)).
14. Passerini, M.; Simone, L. *Gazz. Chim. Ital.* 1921, *51*, 126-29.
15. Passerini, M.; Ragni, G. *Gazz. Chim. Ital.* 1931, *61*, 964-69.
16. Banfi L.; Riva, R.; *Org. React.*, **2005**, *65*, 1-140 (DOI: [10.1002/0471264180.or065.01](https://doi.org/10.1002/0471264180.or065.01)).
17. Weber, L.; Illgen, K.; Almstetter, M.; *Synlett*, **1999**, *3*, 366-374 (DOI: [10.1055/s-1999-2612](https://doi.org/10.1055/s-1999-2612)).