

# Polymer Chemistry

Accepted Manuscript



This is an *Accepted Manuscript*, which has been through the Royal Society of Chemistry peer review process and has been accepted for publication.

*Accepted Manuscripts* are published online shortly after acceptance, before technical editing, formatting and proof reading. Using this free service, authors can make their results available to the community, in citable form, before we publish the edited article. We will replace this *Accepted Manuscript* with the edited and formatted *Advance Article* as soon as it is available.

You can find more information about *Accepted Manuscripts* in the [Information for Authors](#).

Please note that technical editing may introduce minor changes to the text and/or graphics, which may alter content. The journal's standard [Terms & Conditions](#) and the [Ethical guidelines](#) still apply. In no event shall the Royal Society of Chemistry be held responsible for any errors or omissions in this *Accepted Manuscript* or any consequences arising from the use of any information it contains.



# Polymer Chemistry

## ARTICLE

### Well-defined block copolymer synthesis *via* living cationic polymerization and nitroxide-mediated polymerization using carboxylic acid-based alkoxyamines as dual initiator

Received 00th January 20xx,  
Accepted 00th January 20xx

DOI: 10.1039/x0xx00000x

www.rsc.org/

Dao Le, Trang N. T. Phan\*, Laurent Autissier, Laurence Charles, Didier Gigmes

A series of carboxylic acid-based alkoxyamines associated with SnBr<sub>4</sub>, a Lewis acid, have been used as protonic acids of binary initiating system to control the cationic polymerization of vinyl ether. The living character of the homopolymerization of isobutyl vinyl ether was investigated in various conditions (solvent, amount of catalyst, initiator structure). Among the different studied dual initiators, TEMPO based-alkoxyamine showed high efficiency to lead the polymerization of isobutyl vinyl ether (IBVE) in a controlled manner. The prepared polymers exhibited high TEMPO functionality (> 0.85) and low dispersity (1.2) which is essential for the synthesis of well-defined block copolymer thereafter. TEMPO-functionalized PIBVE was used as macro-initiator controller in the nitroxide-mediated polymerization (NMP) of styrene at 130°C leading successfully to well-defined block copolymers of poly(isobutyl vinyl ether)-*b*-polystyrene (PIBVE-*b*-PS) with narrow dispersity (1.2).

## Introduction

Due to their applications in a wide range of domains such as surface modifiers, compatibilizers, coating materials, antistatic agents, adhesives, drug delivery and information storage systems block copolymers have always been attracting the interest of researchers.<sup>1, 2</sup> Usually, block copolymers are prepared by coupling reaction of homopolymers, sequential addition of monomer in a living polymerization system, chain-end transformation approach or using a dual initiator.<sup>2-4</sup> Among them, dual initiator systems show many advantages compared to other approaches because they provide the opportunity to combine mechanistically incompatible monomer units into the same macromolecule.<sup>4</sup> Basically, a dual initiator is a component, which contains two different initiation functions, which are selective for a different polymerization mechanism. The use of such initiator requires however that each initiating group remains stable in both types of polymerization conditions.<sup>5</sup>

Following the discovery of hydrogen iodide/iodine initiating system by Highasimura and Sawamoto,<sup>6</sup> a variety of binary initiating systems consisting of protonic acid/Lewis acid were developed to polymerize vinyl ether monomers in living/controlled manner.<sup>7-13</sup> Hence, various functional block copolymers composed of vinyl ether monomer units were synthesized acting as polymer surfactants,<sup>14, 15</sup>

antibacterial agents,<sup>16-21</sup> glycopolymer stimuli-responsive micelles and gels,<sup>16, 18-21</sup> thermoplastic elastomers,<sup>22, 23</sup> or optical plastics.<sup>24</sup> By combination those binary initiating systems with living/controlled radical polymerization techniques such as reversible addition-fragmentation transfer polymerization (RAFT) or atom transfer radical polymerization (ATRP), block-, statistical- and graft copolymers of vinyl ether monomers with radically polymerizable monomers have been subsequently achieved using chain-end chemical transformation strategy or the use of a dual initiator.<sup>25-38</sup> Sugihara et al.<sup>31, 32</sup> used mono- and dicarboxylic RAFT agents for the synthesis of AB and ABA block copolymers by the transformation of living cationic polymerization (LCP) into RAFT polymerization. In such process, the LCP was initiated from proton generated by carboxylic RAFT agent to form poly(vinyl ether)-bearing RAFT group as a counteranion. The latter was then used in the RAFT process for the synthesis of the second block. On the other hand, Kamigaito et al.<sup>34, 35, 38</sup> demonstrated that the thioester bond of RAFT agent can be activated by Lewis or Brønsted acid to mediate the LCP of vinyl ether monomer. The ability of generating cationic and radical intermediates of RAFT agent allows the synthesis of diblock- or multiblock copolymers of vinyl ether and meth(acrylate) or vinyl acetate monomers by subsequent or simultaneous LCP and RAFT polymerization. Du Prez et al.<sup>36</sup> reported the synthesis of dual initiator containing Br and acetal end groups that can be used both sides to prepare AB and ABC block copolymers by ATRP and LCP. As far as we are aware, the combination of protonic acid/Lewis acids/additive-base initiation system and nitroxide-mediated polymerization (NMP) using multifunctional initiator for the synthesis of block copolymers has not been reported yet. NMP is historically the first and perhaps the easiest controlled/living radical polymerization method to apply. It allows the polymerization, in controlled manner, a large range of

Aix-Marseille Université, CNRS, Institut de Chimie Radicalaire UMR 7273, 13397, Marseille, France.

trang.phan@univ-amu.fr

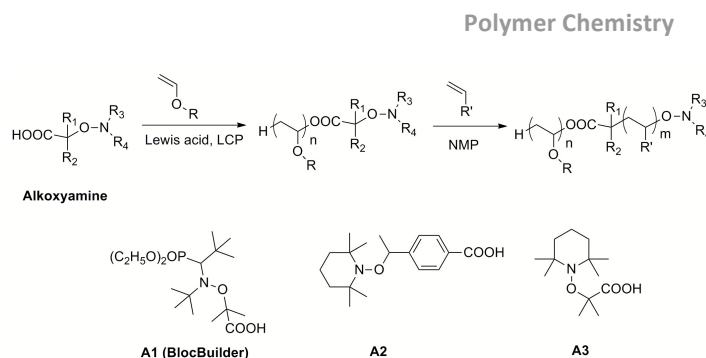
Electronic Supplementary Information (ESI) available: The <sup>1</sup>H, <sup>13</sup>C spectra of **A2** and **A3** alkoxyamines, SEC chromatograms and MS spectra of PIBVE-macroalkoxyamine. See DOI: 10.1039/x0xx00000x

## ARTICLE

monomers both in homogenous and heterogeneous media and the synthesis of block copolymers and complex architectures.<sup>39</sup>

The desire to learn more about the feasibility of the NMP process in the combination with cationic polymerization system, we studied, in this work, the synthesis of poly(vinyl ether)-based block copolymer with radically polymerizable monomer with well-defined structure and controlled molecular weight. The synthesis was achieved by LCP and subsequent NMP using carboxylic-based alkoxyamines as dual initiator, as shown in Scheme 1. It is well-known that due to its relatively low acidity, the carboxylic acid can be part of initiators<sup>40, 41</sup> or chain transfer agents<sup>42</sup> without affecting the CRP process. This functionality could be useful for the post chemical modification of the produced polymers. Moreover, carboxylic acids are one of the most versatile protonic acids that have been employed as initiating systems for vinyl ether LCP.<sup>9, 10, 13, 37, 43</sup>

Beside the acidity of carboxylic and Lewis acids, the steric crowding of the carboxylate counteranion is also an important factor to control the cationic polymerization. It has been reported that it influences the dynamic equilibrium between active and dormant species, hence, the polymerization behavior. For instance, Hashimoto et al.<sup>11-13</sup> studied the steric effects of the counteranion on the cationic polymerization of isobutyl vinyl ether using a series of carboxylic acids (RCOOH) with R = CH<sub>3</sub>CH<sub>2</sub>, (CH<sub>3</sub>)<sub>2</sub>CH, (CH<sub>3</sub>)<sub>3</sub>C, C<sub>6</sub>H<sub>5</sub>CH<sub>2</sub>, ... They found that all studied carboxylic acids gave living polymers but the steric hindrance of carboxylate counteranions significantly affected the polymerization rate and broadened the molecular weight distributions of the produced polymers. In order to obtain well-defined block copolymers, in this work, we have also studied the influence of the initiator structure on the living/controlled characters of LCP. To get a better insight on how the structure of bifunctional initiator could affect the living/controlled characters of cationic polymerization, a series of carboxylic acid-based alkoxyamines were prepared and used as initiators of LCP and NMP (Scheme 1). Among them, the alkoxyamine BlocBuilder<sup>40</sup> (**A1**) which enables to control the polymerization of a wide range of monomers such as styrene, acrylate and acrylamide by NMP.<sup>39, 44, 45</sup> However, considering the steric crowding of carboxylic group of **A1**, the use of this latter as initiator in cationic polymerization of vinyl ether could significantly influenced the polymerization in terms of reaction kinetic and broadening of the polymer molecular weight distributions. Moreover, the presence of diethyl phosphate group in **A1** may interact as a Lewis base with Lewis acid, thereby decreasing the living/controlled characters.<sup>10</sup> Another series of initiators consisting in TEMPO-based alkoxyamines have been also considered. Typically, the alkoxyamines **A2** and **A3** bearing a benzoic acid derivative and a methyl-propanoic acid respectively have been prepared and investigated.



**Scheme 1.** Combination of Living Cationic Polymerization and Nitroxide-Mediated Polymerization using carboxylic-based Alkoxyamine and structure of Alkoxyamines used in this study.

## Experimental Section

### Materials

Isobutyl vinyl ether (IBVE) (Sigma-Aldrich; 99%) was washed with water and distilled over calcium hydride and stored under nitrogen at -20 °C. Anhydrous toluene (>99.8%), anhydrous dioxane (>99.8%), anhydrous tetrahydrofuran (THF, >99.8%), SnBr<sub>4</sub> (99%), 2,2,6,6-tetramethylpiperidine 1-oxyl (TEMPO, 98%), 2-bromo-2-methylpropionic acid (98%), 4-(1-bromoethyl)benzoic acid (97%), *N,N,N',N'',N'''*-pentamethyldiethylenetriamine (PMDETA, 99%) and other compounds were purchased from Sigma-Aldrich and used without further purification. BlocBuilder<sup>®</sup> (>99%), an alkoxyamine based on the nitroxide SG1 (*N-tert-butyl-N*-[1-diethylphosphono-(2,2-dimethylpropyl)] nitroxide) was kindly provided by Arkema (France). All solvents and other reagents were purchased from commercial sources and uses as received. Salts (lithium chloride, sodium chloride, ammonium acetate) used as cationizing agents in ESI-MS experiments were purchased from Sigma-Aldrich.

### Characterization techniques

<sup>1</sup>H, <sup>31</sup>P NMR spectra in CDCl<sub>3</sub> were recorded on a Bruker Advance 400 spectrometer. Chemical shifts are given in ppm relative to tetramethylsilane in case of <sup>1</sup>H NMR spectra.

Polymer molecular weights and dispersities were determined by size exclusion chromatography (SEC). The used system was an EcoSEC (Tosoh, Japan) equipped with a PL Resipore Precolumn (4.6 x 50 mm, Agilent) and two linear M columns (4.6 x 250 mm, Agilent) with a gel particle diameter of 3 μm. These columns were thermostated at 40°C. Detection was made by an UV/visible detector operated at λ = 254 nm, a dual flow differential refractive index detector, both from Tosoh, and a viscometer ETA2010 from PSS. Measurements were performed in THF at a flow rate of 0.3 mL min<sup>-1</sup>. Calibration was based on polystyrene standards from Polymer Laboratories (ranging from 370 g/mol to 371 100 g/mol).

High-resolution MS mass spectrometry (HR-MS) and MS/MS experiments were performed using a QStar Elite mass spectrometer (AB SCIEX, Concord, ON, Canada) equipped with an electrospray ionization source operated in the positive mode. The capillary voltage was set at +5500 V and the cone voltage at +75 V. In this hybrid instrument, ions were measured using an orthogonal acceleration time-of-flight (oa-TOF) mass analyzer. A quadrupole

was used for selection of precursor ions to be further submitted to collision-induced dissociation (CID) in MS/MS experiments. In the MS mode, accurate mass measurements were performed using reference ions from a poly(ethylene glycol) internal standard. The precursor ion was used as the reference for accurate measurements of product ions in the MS/MS mode. In this instrument, air was used as the nebulizing gas (10 psi) while nitrogen was used as the curtain gas (20 psi) as well as the collision gas. Instrument control, data acquisition and data processing of all experiments were achieved using Analyst software (QS 2.0) provided by AB Sciex. Sample solutions were prepared in methanol supplemented with LiCl (1.0 mM), NaCl (1.0 mM) or ammonium acetate (3.0 mM) and were introduced in the ionization source using a syringe pump at a 5  $\mu\text{L min}^{-1}$  flow rate.

### Alkoxyamines synthesis

TEMPO (1 g, 6.4 mmol), 2-Bromo-2-methylpropionic acid or 4-(1-bromoethyl)benzoic acid (1.2 eq), Cu (1.2 eq), CuBr (1.2 eq), THF (30 mL) and a stir bar were added into two-neck round flask. The flask was sealed with rubber septum and purged with argon for 20 minutes. Degassed PMDETA (2.4 eq) was added into the glass flask using dry medical syringes. The resulting solution was subsequently stirred at room temperature for 24 h. The reaction mixture was diluted with dichloromethane (DCM) (100mL) and then washed with 3x100 mL of an aqueous disodium ethylenediamine-tetraacetate solution to remove the catalyst. The organic layer was dried over  $\text{MgSO}_4$ , filtered, and evaporated. The alkoxyamines were then purified by chromatography on silica gel column using a mixture of DCM/Ethyl acetate (2/1 v/v) as eluent.

### 4-(1-((2,2,6,6-tetramethylpiperidin-1-yl)oxy)ethyl)benzoic acid, **A2**.

White powder, yield: 40%

$^1\text{H NMR}$  (400 MHz,  $\text{CDCl}_3$ ):  $\delta$  (ppm) = 8.00 (d,  $J$  = 8.3 Hz, 2H, ArH), 7.35 (d,  $J$  = 8.2 Hz, 2H, ArH), 4.79 (d,  $J$  = 6.7 Hz, 1H,  $\text{CH}_3\text{CH}$ ), 1.42 (d,  $J$  = 6.7 Hz, 3H,  $\text{CH}_3\text{CH}$ ), 1.31-0.57 (m, 18H,  $\text{CH}_3\text{-C}$ ,  $\text{CH}_2\text{-CH}_2\text{-CH}_2$ ), (Figure S1).

$^{13}\text{C NMR}$  ( $\text{CDCl}_3$ ):  $\delta$  (ppm) = 171.46, 152.12, 130.18, 127.71, 126.59, 83.00, 59.78, 40.32, 34.18, 23.59, 20.33, 17.17, (Figure S2).

ESI-HRMS. Calc. for  $[\text{C}_{18}\text{H}_{27}\text{NO}_3+\text{H}]^+$ :  $m/z$  306.2064, Found:  $m/z$  306.2068

### 2-methyl-2-((2,2,6,6-tetramethylpiperidin-1-yl)oxy)propanoic acid, **A3**.

White powder, yield: 35%

$^1\text{H NMR}$  (400MHz,  $\text{CDCl}_3$ ):  $\delta$  (ppm) = 1.71 (s, 6H,  $\text{CH}_2$ ), 1.64 (s, 6H,  $\text{CH}_3$ ), 1.33 (s, 6H,  $\text{CH}_3$ ), 1.27 (s, 6H,  $\text{CH}_3$ ), (Figure S3).

$^{13}\text{C NMR}$  ( $\text{CDCl}_3$ ):  $\delta$  (ppm) = 176.92, 82.34, 62.95, 39.69, 31.17, 28.37, 20.73, 16.22, (Figure S4).

ESI-HRMS. Calc. for  $[\text{C}_{13}\text{H}_{25}\text{NO}_3+\text{H}]^+$ :  $m/z$  244.1907, Found:  $m/z$  244.1907

### Cationic polymerization procedure

All cationic polymerizations were carried out under argon atmosphere at 20  $^\circ\text{C}$  in a dry round bottom flask. The alkoxyamine was first added into the flask and dried in vacuum ( $10^{-7}$  bar) for 60 minutes at room temperature. Solvent, IBVE, dioxane were then

added into the flask using dry syringes under argon atmosphere. The solution was cooled to 20  $^\circ\text{C}$  and the polymerization was initiated by addition of 1M  $\text{SnBr}_4$  solution under argon atmosphere. After the desired time, aliquots were removed and rapidly cooled off below -40  $^\circ\text{C}$ . The reaction was quenched with cooled methanol containing a small amount of aqueous ammonia solution (0.1%). Monomer conversion was determined by  $^1\text{H NMR}$  directly from aliquot solutions. For SEC analysis, polymers were purified by dilution of aliquot with DCM, washed successively with 0.1M HCl solution, 0.1M NaOH solution and water. The organic layer was dried over  $\text{MgSO}_4$ , filtered, evaporated and polymer was dried under vacuum.

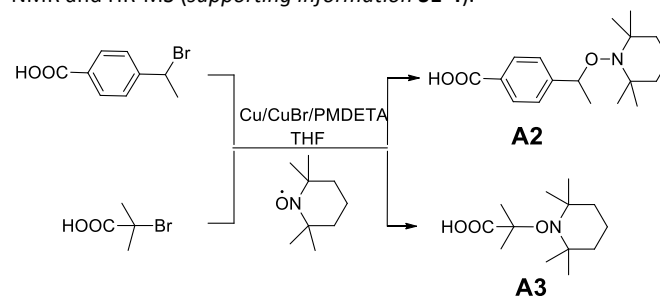
### Nitroxide-mediated polymerization procedure

Typically, styrene and PIBVE-based macroalkoxyamine were dissolved in ethylbenzene (60% v). The mixture was then loaded in a three-neck flask equipped with a reflux condenser and a magnetic stir bar, purged with argon for 20 min at room temperature to remove oxygen. Polymerization was performed at 130 $^\circ\text{C}$  under argon atmosphere. After desired times, aliquots were removed and rapidly quenched by freezing the reaction mixture in a liquid nitrogen bath. Portions of these aliquots were directly analyzed by  $^1\text{H NMR}$  for determination of monomer conversion or dried over vacuum for SEC analysis.

## Results and discussion

### Synthesis of carboxylic acid-based alkoxyamines

The alkoxyamines were mainly prepared through two strategies, *via* nucleophilic substitution or *via* coupling reaction between alkyl bromide and nitroxide radical according to the Atom Transfer Radical Addition (ATRA) process.<sup>46, 47</sup> Herein, carboxylic acid-based alkoxyamines **A2** and **A3** have been prepared *via* coupling reaction (Scheme 2). Halogen transfer between Cu (I) complexes and organic halides generates the alkyl radicals which are rapidly trapped by TEMPO radicals to afford the corresponding alkoxyamines. The chemical structure of the alkoxyamines was confirmed by  $^1\text{H}$ ,  $^{13}\text{C}$  NMR and HR-MS (*supporting information S1-4*).



**Scheme 2.** Synthesis of carboxylic acid-based alkoxyamines by ATRA.

### Effect of alkoxyamine structure on the cationic polymerization

Previous studies in literature showed a high efficiency of carboxylic acid/ $\text{SnBr}_4$ /additive-based initiation system toward the cationic

polymerization of vinyl ether monomers<sup>11, 32, 48</sup>. Herein, we used similar conditions to assess the cationic polymerization of IBVE using carboxylic acid-based alkoxyamines as the initiator. All polymerizations of IBVE were carried out at 20 °C in the presence of dioxane, a weak base and SnBr<sub>4</sub>, a Lewis acid. The roles of dioxane are now well known to stabilize the growing carbocations, to adjust the acidity of (free) Lewis acids and to form monomeric Lewis acids.<sup>49-51</sup> Consequently, the addition of weak bases allows to get a better polymerization control. Table 1 summarizes the results for various polymerizations carried out in different conditions. In the case of **A1**, a first test was performed with 0.1 equivalent of Lewis acid with respect to the amount of carboxylic acid-based alkoxyamine; however, no polymerization occurred (Entry 1, Table 1). A higher amount of Lewis acid (0.3 eq) was then used for the

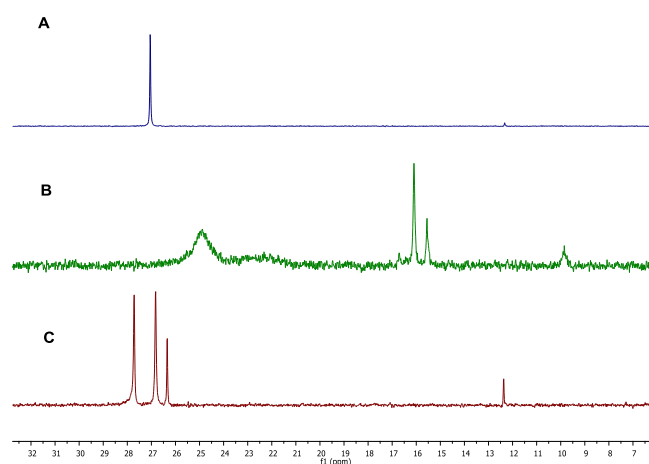
polymerization, but it also failed to produce polymer (Entry 2, Table 1). Doubling the amount of SnBr<sub>4</sub>, *i.e.* 0.6 eq, allowed the polymerization to occur with a relatively acceptable dispersity (1.46) (Entry 3, Table 1). However, after quenching the polymerization with methanol at low temperature (<-40°C), the dormant polymer with terminated-nitroxide was not obtained. Instead, all polymer chains were terminated by a methoxy group. In similar experiments, polymerization of IBVE using RCOOH with R = CH<sub>3</sub>, CH<sub>3</sub>CH<sub>2</sub>, (CH<sub>3</sub>)<sub>2</sub>CH, C<sub>6</sub>H<sub>5</sub>CH<sub>2</sub> or (C<sub>6</sub>H<sub>5</sub>)<sub>2</sub>CH led to the formation of living polymers with low dispersities (1.1-1.2) and high ester-terminated functionality in the presence of only 0.1 eq of SnBr<sub>4</sub> as Lewis acid.<sup>11-13</sup> Such behaviour of **A1** is probably related to the presence of diethyl phosphate groups on the nitroxide moiety

**Table 1.** Cationic polymerization of IBVE using different carboxylic acid-based alkoxyamines as initiator<sup>a</sup>

Entry	Alkoxyamine	Solvent	SnBr <sub>4</sub> /A ratio	Time (h)	Conversion (%)	M <sub>n</sub> , calcd <sup>b</sup> (g/mol)	M <sub>n</sub> , NMR <sup>c</sup> (g/mol)	M <sub>n</sub> , SEC (g/mol)	Dispersity (Đ)	F(%) <sup>d</sup>
1	<b>A1</b>	Toluene	0.1	20	-	10384	-	-	-	-
2			0.3	4	-	10384	-	-	-	-
3			0.6	20	~100	10384	-	13600	1.46	0
4	<b>A2</b>	Toluene	0.1	-	-	10306	-	-	-	-
5		THF	0.1	24	~100	10306	-	6090	1.95	~40
6	<b>A3</b>	Toluene	0.1	0.75	19	2144	1844	3200	1.58	~85
7			0.1	5	31	3344	3000	5100	1.46	~82
8			0.1	24	~100	10244	9544	10500	1.30	~80

<sup>a</sup>Cationic polymerization conditions: [IBVE]<sub>0</sub> = 1.5 M, [A]<sub>0</sub> = 0.015M, [dioxane]<sub>0</sub> = 0.14M in toluene at 20 °C. <sup>b</sup>M<sub>n</sub>, calcd = M<sub>alkoxyamine</sub> + M<sub>IBVE</sub> × conversion × ([IBVE]<sub>0</sub>/[A]<sub>0</sub>). <sup>c</sup>Number-average molecular weight determined by <sup>1</sup>H NMR. <sup>d</sup>Calculated based on the peak intensity ratio of the methine proton on the hemiacetal ester to that of the methine proton produced by methanol termination.

which enhances the interactions with Lewis acid<sup>10</sup> decreasing the catalytic efficiency of the carboxylate counter-anions of the propagating species. To evidence these interactions, 0.6 eq of SnBr<sub>4</sub> was added to the solution of **A1**. Figure 1, B shows the <sup>31</sup>P NMR spectrum of this mixture, in which we observed several peaks shifted towards low frequency including two intense broad peaks at 25 and 22 ppm and three sharp small peaks at 16, 15.5 and 9 ppm respectively. The presence of these peaks is probably the result of the interactions between nitroxide moieties of **A1** and SnBr<sub>4</sub> and different decomposition reactions caused by SnBr<sub>4</sub>. Subsequent addition of methanol to the solution of **A1** and SnBr<sub>4</sub> to neutralize SnBr<sub>4</sub> did not allow initial peaks of **A1** to be obtained (Figure 1, C). This indicates that the electrophilic interaction was irreversible and/or that the alkoxyamine was decomposed in the presence of Lewis acid.<sup>52</sup> Thus, the use of **A1**/SnBr<sub>4</sub> as initiator allowed performing the cationic polymerization of IBVE, but the produced polymer chains did not contained any nitroxyl end-group, as a consequence of low stability of **A1** in the Lewis acid solution.



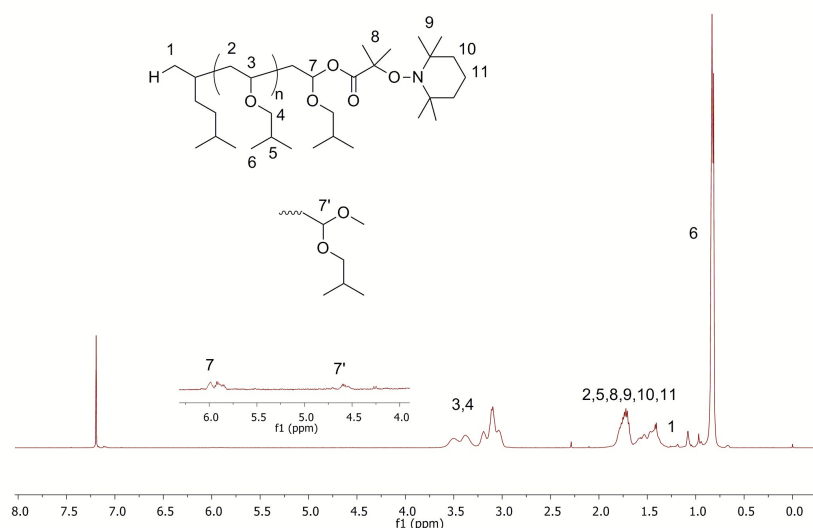
**Figure 1.** <sup>31</sup>P NMR in CDCl<sub>3</sub> for (A) **A1**, (B) **A1**+0.6 eq of SnBr<sub>4</sub> and (C) **A1**+ 0.6 eq of SnBr<sub>4</sub> and quenching by MeOH.

The high functionality of final polymers with nitroxide end-group is an important factor that allows to perform efficiently the next NMP step for the synthesis of block copolymers. To investigate the high end-group functionality of polymer, the cationic polymerization has been examined using TEMPO-based

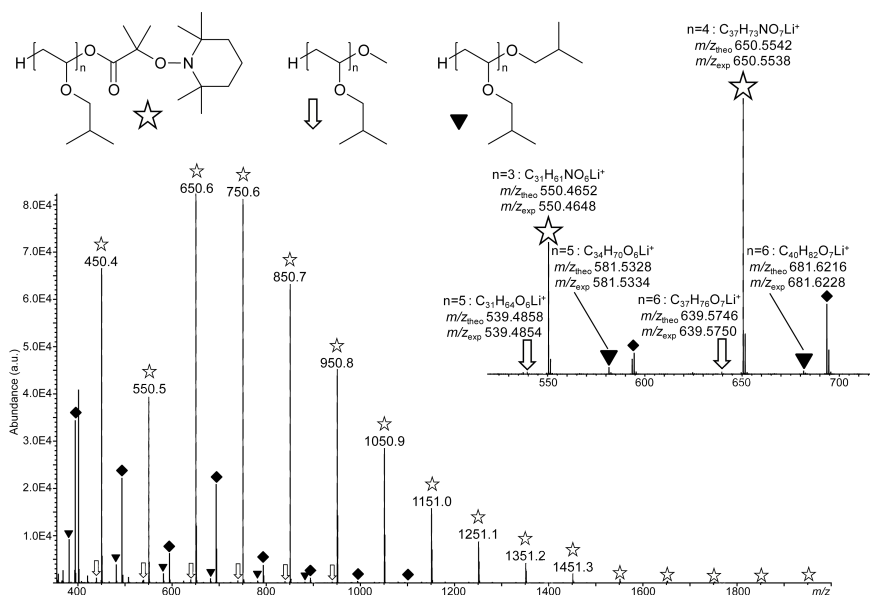


alkoxyamines as initiators. First, **A2** with aromatic substituent of carboxylic group have been employed for the LCP of IBVE. In toluene, the polymerization could not be performed because of the precipitation of the initiator after addition of Lewis acid (Entry 4, Table 1). Then a more polar solvent, THF, was used. The precipitation was no longer observed, but the polymerization did not occur in the truly living/controlled conditions as indicated by the broad dispersity (1.9) and low chain-end functionality (40%, Entry 5, Table 1). The non-living/controlled polymerization of protonic acid/Lewis acid system in polar solvent<sup>7</sup> as well as benzoic acid/zinc chloride initiating systems<sup>9</sup> were also reported. The

reason could be that the propagation rate was much faster than the initiation, which led to a low initiator efficiency.<sup>7</sup> We next polymerized IBVE with alkoxyamine **A3** with dimethyl substituents of carboxylic acid under the same condition as above, *i.e.* in toluene, 0.1 eq of SnBr<sub>4</sub> (Entries 6, 7, 8 Table 1). The polymerization was well-controlled producing polymers with relatively low dispersity (1.30, entry 8, table 1) without precipitation in the early period. Furthermore, the nitroxide end-chain functionality of final polymer was high (~0.80). Figure 2 showed the proton NMR of final polymer with two kinds of terminated polymer structures, acetal and ester.



**Figure 2.** <sup>1</sup>H NMR in CDCl<sub>3</sub> of PIBVE synthesized using **A3** as initiator. The inset shows the estimated chemical structure of the PIBVE-macroalkoxyamine with full peaks assignments.



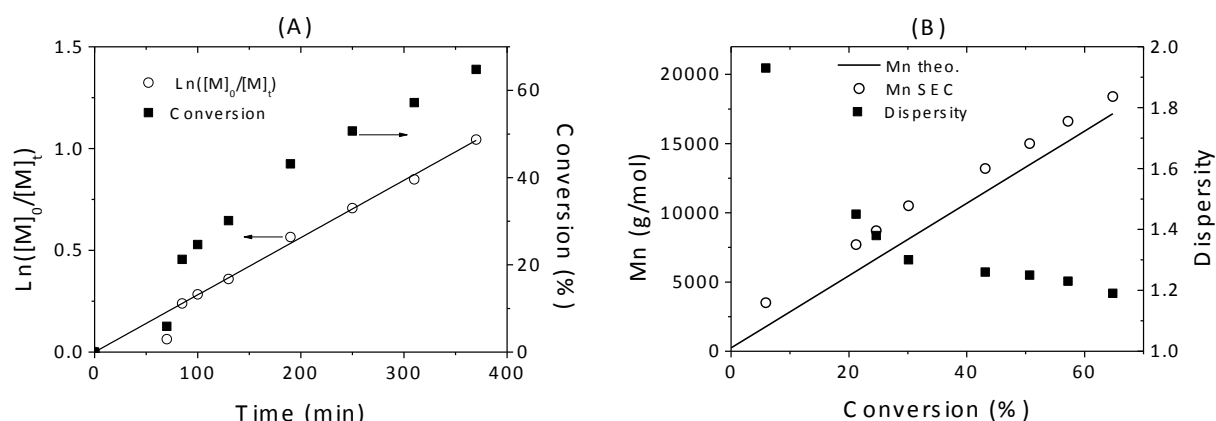
**Figure 3.** ESI-MS spectrum of PIBVE-macroalkoxyamine (Table 1, Entry 6), showing a major distribution of the targeted oligomers (designated with a white star), together with two minor polymer species, respectively annotated with a white arrow and a black triangle, all detected as lithiated molecules. The peak series annotated with a black diamond corresponds to non-covalent complexes formed between the PIBVE-macroalkoxyamine and residual **A3**. Inset: details of the mass spectrum in the  $m/z$  520-620 range, with elemental composition of the ions as determined from their accurately measured  $m/z$  values ( $m/z_{exp}$ ) and structure proposed for the three observed PIBVE polymers.

# Polymer Chemistry

## ARTICLE

To get further evidence of nitroxide chain end functionality, a PIBVE-TEMPO with low molar mass (Entry 6, Table 1) was analyzed by ESI-MS. ESI is known as a soft ionization technique allowing mass analysis of intact polymer ions with no or little fragmentation. The ESI mass spectrum shown in Figure 3 was obtained after dilution of the polymer sample in a methanolic solution of LiCl. Experiments conducted with alternative salts in the polymer solution (data not shown) confirmed that all species observed in Figure 3 were lithiated molecules, all in the +1 charge state. The major distribution of singly-charged molecules (annotated with white stars) spaced by 100.1  $m/z$ , that is, the mass of the IBVE monomeric unit, was assigned to the targeted species with  $n$  ranging from 3 to 17, as supported by accurate mass measurements (inset of Figure 3). This assignment was further validated by MS/MS experiments, where dissociation reactions observed upon collisional activation of these lithiated oligomers provided unambiguous evidence of the  $\omega$  end-group structure. Indeed, as exemplified with the case of the  $m/z$  650.6 ion in Figure S5, the main dissociation reaction consisted in the release of TEMPO as a radical (156 Da), followed by the elimination of the  $\text{HOOC}-(\text{CH}_2)_2\text{C}^\bullet$  radical (87 Da). The  $M_n$  and  $M_w$  values of the obtained product was calculated from data of the ESI mass spectrum, using peak intensity as  $N_i$  in the equations  $M_n = (\sum N_i M_i) / (\sum N_i)$  and  $M_w = (\sum N_i M_i^2) / (\sum N_i M_i)$ , where  $N_i$  is the number of chain with mass  $M_i$ . So-obtained  $M_n$  and  $M_w$  values were 781 g/mol and 852 g/mol, respectively, far below data obtained by NMR and SEC but consistent with low mass-to-charge ions dominating the mass spectrum, as usually observed in ESI-MS.

Three other minor PIBVE series were also observed in Figure 3. Signals designated by black diamonds were found to be non-covalent complexes generated in the ESI source between the abundant PIBVE-macroalkoxyamine and either **A3** or the 1-mer of the main polymer, as revealed by MS/MS data (Figure S6). As a result, this peak series did not correspond to a new PIBVE polymer. In contrast, ions designated with white arrows were found to be lithium adducts of a PIBVE polymeric impurities holding a methoxy  $\omega$  end-group. This assignment was supported by accurate mass data with errors below 2 ppm (inset of Figure 3), as well as by the loss of a methanol molecule as a diagnostic MS/MS reaction experienced by precursor ions containing a methoxy moiety (Figure S7). Presence of this impurity in the PIBVE-TEMPO sample could be explained by the use of methanol as a quenching agent at the end of the polymerization. Finally, a structure was also proposed for the second minor polymeric by-products (annotated with black triangle in Figure 3). In this PIBVE polymer, the  $\omega$  end-group would have the same structure as the pendant moiety ( $-\text{O}i\text{Bu}$ ) of the monomeric unit, as suggested by accurate mass measurements (inset of Figure 3) and MS/MS data (Figure S8). This structure was generated by quenching with isobutanol and already evidenced by other authors.<sup>53, 54</sup> Obviously, the presence of isobutanol was not expected in the initial polymerization solution; its formation was most probably generated via the decomposition of an unstable hemiacetal (IVBE-H<sub>2</sub>O) formed by addition of double bond of IVBE with H<sub>2</sub>O (Figure S9).<sup>53-56</sup>



**Figure 4.** (A) First-order kinetic plot and (B) evolution of molecular weight and dispersity of polymer with conversion during the CLP of IBVE using alkoxyamine **A3** as dual initiator.

In order to get more information about the control character of this polymerization, a kinetic study of IBVE cationic polymerization using **A3** as initiator was performed with molar ratio of  $[\text{IBVE}]/[\text{A3}] = 245/1$ . During the polymerization, the  $\text{Ln}([M]_0/[M]_t)$  versus time plot (Figure 4A) clearly showed linearity with monomer conversion

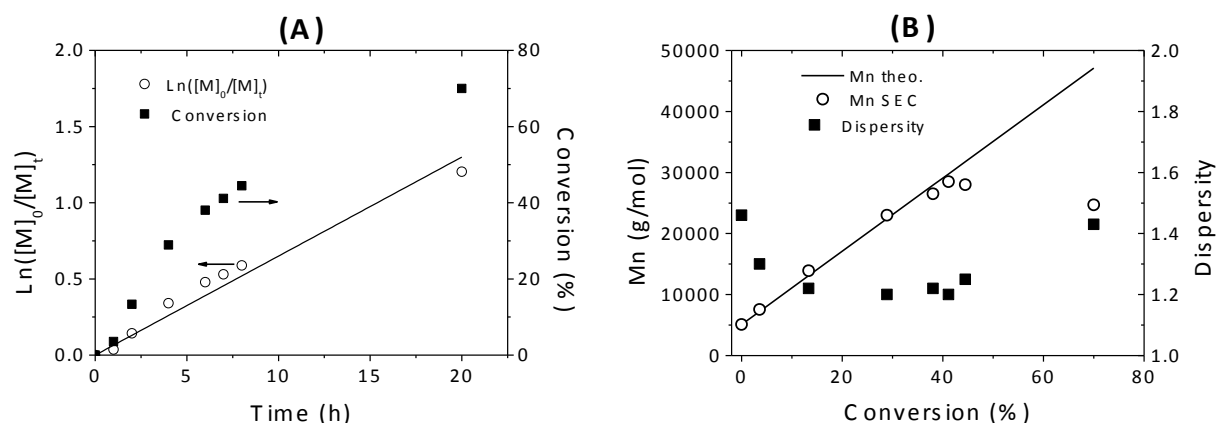
indicating a constant concentration of propagating species. Figure 4B shows the evolution of  $M_{n,SEC}$  and dispersity during the polymerization. Molecular weight,  $M_{n,SEC}$ , determined by SEC in THF with RI detector, increased linearly with conversion. The  $M_{n,SEC}$  are somewhat slightly higher than those predicted by the theory. It is

noted that the dispersities of polymers were broad in early stage of the polymerization (1.93), and then became much narrower at high conversion ( $\sim 1.2$ ). The SEC chromatograms of polymers are shown in supporting information (Figure S10). All these results showed that the alkoxyamine **A3**/SnBr<sub>4</sub> initiating system led to living/controlled cationic polymerization of vinyl ether with high functionality of nitroxide end-group of polymer, to be further employed as a macro-alkoxyamine for NMP of styrene.

#### Synthesis of block copolymer using PIBVE-TEMPO as macro-alkoxyamine

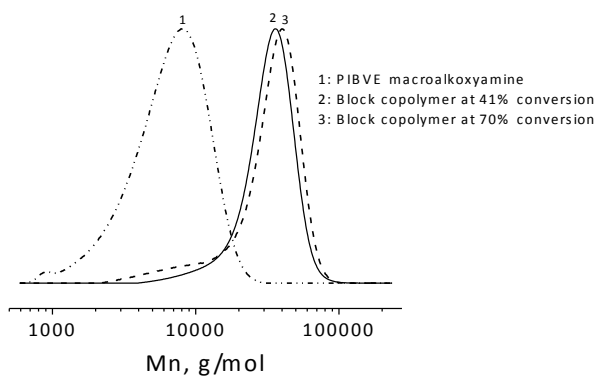
Once the cationic polymerization was optimized, a TEMPO-functionalized PIBVE (entry 7, table 1) was used for the NMP of styrene. In order to check the livingness of the NMP, a kinetic study of the polymerization of styrene was performed in ethylbenzene at 130 °C with molar ratio of [St]/[PIBVE-TEMPO] = 576/1. The pseudo-first-order kinetic plot remained mostly linear indicating an approximately constant radical concentration over the polymerization of St mediated by macro-alkoxyamine (Figure 5A). For short reaction time (<8h) or low monomer conversion (<50%), we observed a linearity of molar mass with monomer conversion (Figure 5B) and these values were very close to the calculated ones. Furthermore, the dispersity decreased with conversion to reach low values (1.20 at 41% conversion). However, there is small tailing in the lower molar mass region in SEC chromatograms (Figure 6, chromatogram 2), which was due to the low-end functionality of PIBVE produced via living cationic polymerization. Indeed, TEMPO-

end functionality of the PIBVE used in this polymerization was about 82% (Table 1, entry 7). For longer polymerization time (20h) or higher monomer conversion (70%), the small tailing in the region of low molar mass previously observed became larger (Figure 6, chromatogram 3). This shoulder is superimposed to the chromatogram of PIBVE-macroalkoxyamine (Figure 6, chromatogram 1) and thus assigned to PIBVE species. The increase of PIBVE homopolymer in the polymerization mixture for a long polymerization time at high temperature can be explained by the cleavage of hemiacetal ester group that links PIBVE and PS blocks. The ester bond in the hemiacetal ester group is considered as weak bond and several authors have studied its thermal stability.<sup>57-59</sup> They found the dependence of the dissociation temperature of the ester bond with the electron-donating ability of the ester substituent, in the other words, the relative stability of the resulting cation after decomposition.<sup>57, 58</sup> Endo et al. shown that the thermal stability of bulky polymer attached with three different types of alkyl hemiacetal ester side groups varied as 1° > 2° > 3° with expected order of dissociation temperature of 191, 166 and 140°C respectively.<sup>58</sup> Therefore, the increasing presence of PIBVE homopolymer during the polymerization process at 130°C was justified. The labile character of this hemiacetal ester group could be advantageously used in stimuli-responsive systems. Aoshima et al. demonstrated a complete and rapid degradation of hemiacetal group under acidic conditions.<sup>21</sup>



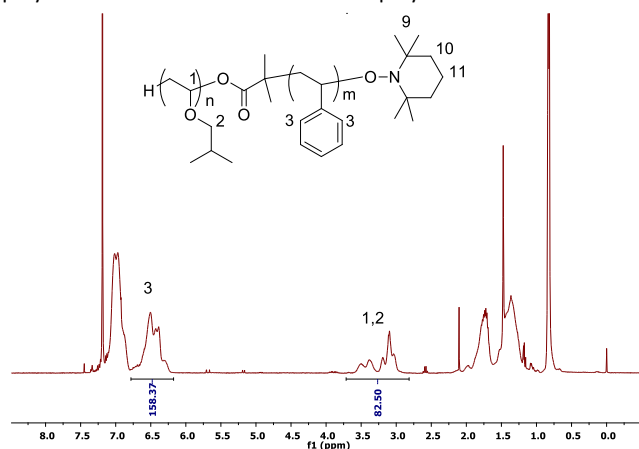
**Figure 5.** (A) First-order kinetic plot and (B) evolution of molecular weight and dispersity of PIBVE-*b*-PS copolymer with conversion during the NMP of styrene using PIBVE-macroalkoxyamine as initiator





**Figure 6.** SEC chromatograms of (1) PIBVE macroalkoxyamine, PS-*b*-PIBVE copolymers at (2) 41 % conversion and (3) 70 % conversion of St.

As a typical example, the structure of the purified block copolymer at 13.3% conversion was determined by  $^1\text{H}$  NMR spectroscopy as shown in Figure 7. The copolymer was first purified by precipitation in cool ethanol to eliminate all PIBVE homopolymers. The composition of block copolymer determined by NMR, *i.e.* St/IBVE = 78/27.5, was in good agreement with the monomer feed ratio of St to PIBVE at this conversion, which was calculated by comparing the characteristic peak intensities of the methylene and methine protons of PIBVE and of aromatic proton of PS. This result reinforces that almost PIBVE macroalkoxyamine mediated the polymerization of St to obtain block copolymer.



**Figure 7.**  $^1\text{H}$  NMR spectrum in  $\text{CDCl}_3$  of purified PIBVE-*b*-PS.

## Conclusion

Several carboxylic acid-functionalized alkoxyamines were successfully synthesized by atom transfer radical addition reaction and used as dual initiator for the preparation of block copolymers composed of PIBVE and PS *via* the combination of living cationic polymerization and nitroxide-mediated polymerization routes. The results showed that the structure of the dual initiator has a strong influence on the living/controlled

characters of LCP. We demonstrated that the key to succeed cationic polymerization was the use of a suitable alkoxyamine, which has high solubility in apolar solvent and the latter should not have interaction between nitroxide moiety and Lewis acid. After the cationic polymerization of IBVE, the polymerization was quenched and the alkoxyamine group as counteranion was concurrently recovered with high yield. Chain extension of the TEMPO-terminated PIBVE by NMP of styrene led to well-defined diblock copolymer. Although both IBVE and styrene can be polymerized by LCP technique as well as the preparation of their block copolymers by sequential monomer addition have been reported,<sup>60</sup> we are confident that the use of carboxylic-based alkoxyamine as a dual initiator can be applied in the synthesis of block copolymer with well-defined structure, which cannot be polymerized by LCP method such as styrene derivatives (sodium 4-vinylbenzenesulfonate, 4-nitrostyrene or 4-aminostyrene, ...).

## Acknowledgment

This work was financially supported by Aix-Marseille University and CNRS.

## References

1. F. H. Schacher, P. A. Rupar and I. Manners, *Angew. Chem. Int. Ed.*, 2012, **51**, 7898.
2. N. Hadjichristidis, S. Pispas and G. Floudas, *Block copolymers: synthetic strategies, physical properties, and applications*, John Wiley & Sons, 2003.
3. Y. Yagci and M. A. Tasdelen, *Progr. Polym. Sci.*, 2006, **31**, 1133.
4. K. V. Bernaerts and F. Du Prez, *Prog. Polym. Sci.*, 2006, **31**, 671.
5. C. J. Hawker, J. L. Hedrick, E. E. Malmström, M. Trollsås, D. Mecerreyes, G. Moineau, P. Dubois and R. Jérôme, *Macromolecules*, 1998, **31**, 213.
6. T. Higashimura, M. Miyamoto and M. Sawamoto, *Macromolecules*, 1985, **18**, 611.
7. H. Boucheif, A. Sulhami, R. Alghamdi, Y. Gnanou and N. Hadjichristidis, *Polym. Chem.*, 2015, **6**, 1236.
8. M. Sawamoto, *Prog. Polym. Sci.*, 1991, **16**, 111.
9. M. Kamigaito, K. Yamaoka, M. Sawamoto and T. Higashimura, *Macromolecules*, 1992, **25**, 6400.
10. M. Kamigaito, M. Sawamoto and T. Higashimura, *J. Polym. Sci. Part A: Polym. Chem.*, 1993, **31**, 2987.
11. T. Hashimoto, T. Iwata, N. Uchiyama and T. Kodaira, *J. Polym. Sci. Part A: Polym. Chem.*, 1999, **37**, 2923.
12. T. Hashimoto, T. Iwata, A. Minami and T. Kodaira, *J. Polym. Sci. Part A: Polym. Chem.*, 1998, **36**, 3173.
13. T. Hashimoto, T. Takahashi and T. Kodaira, *J. Polym. Sci. Part A: Polym. Chem.*, 2000, **38**, 781.
14. M. Minoda, M. Sawamoto and T. Higashimura, *Macromolecules*, 1987, **20**, 2045.
15. S. Zhou, Y. Oda, A. Shimojima, T. Okubo, S. Aoshima and A. Sugawara-Narutaki, *Polym. J.*, 2015, **47**, 128.
16. S. Sugihara, S. Kanaoka and S. Aoshima, *J. Polym. Sci., Part A: Polym. Chem.*, 2004, **42**, 2601.

17. Y. Oda, S. Kanaoka, T. Sato, S. Aoshima and K. Kuroda, *Biomacromolecules*, 2011, **12**, 3581.
18. S. Sugihara, K. Hashimoto, S. Okabe, M. Shibayama, S. Kanaoka and S. Aoshima, *Macromolecules*, 2004, **37**, 336.
19. S. Sugihara, S. Kanaoka and S. Aoshima, *Macromolecules*, 2005, **38**, 1919.
20. S. Sugihara, S. Ito, S. Irie and I. Ikeda, *Macromolecules*, 2010, **43**, 1753.
21. S. Aoshima, Y. Oda, S. Matsumoto, Y. Shinke, A. Kanazawa and S. Kanaoka, *ACS Macro Letters*, 2013, **3**, 80.
22. J. Pretula, K. Kaluzynski, B. Wisniewski, R. Szymanski, T. Loontjens and S. Penczek, *J. Polym. Sci., Part A: Polym. Chem.*, 2008, **46**, 830.
23. T. Hashimoto, T. Imaeda, S. Irie, M. Urushisaki and T. Sakaguchi, *J. Polym. Sci., Part A: Polym. Chem.*, 2015, **53**, 1114.
24. T. Namikoshi, T. Hashimoto, Y. Makino, T. Imaeda, M. Urushisaki and T. Sakaguchi, *Polym. Bull.*, 2014, **71**, 1389.
25. E. Mishima, T. Yamada, H. Watanabe and S. Yamago, *Chem. - An Asian J.*, 2011, **6**, 445.
26. E. Mishima and S. Yamago, *Macromol. Rapid Commun.*, 2011, **32**, 893.
27. A. H. Ma'Radzi, S. Sugihara, S. Miura, N. Konegawa and Y. Maeda, *Polymer*, 2014, **55**, 1920.
28. K. Yamada, M. Miyazaki, K. Ohno, T. Fukuda and M. Minoda, *Macromolecules*, 1999, **32**, 290.
29. O. Nuyken, H. Kröner and S. Aechtner, *Makromol. Chem., Rapid Commun.*, 1988, **9**, 671.
30. J. Lu, H. Liang, A. Li and Q. Cheng, *Eur. Polym. J.*, 2004, **40**, 397.
31. S. Sugihara, K. Yamashita, K. Matsuzuka, I. Ikeda and Y. Maeda, *Macromolecules*, 2011, **45**, 794.
32. S. Sugihara, K. Iwata, S. Miura, A. H. Ma'Radzi and Y. Maeda, *Polymer*, 2013, **54**, 1043.
33. S. Sugihara, N. Konegawa and Y. Maeda, *Macromolecules*, 2015, **48**, 5120.
34. H. Aoshima, M. Uchiyama, K. Satoh and M. Kamigaito, *Angew. Chem. Int. Ed.*, 2014, **53**, 10830.
35. M. Uchiyama, K. Satoh and M. Kamigaito, *Angew. Chem. Int. Ed.*, 2015, **54**, 1924.
36. K. V. Bernaerts and F. E. Du Prez, *Polymer*, 2005, **46**, 8469.
37. M. Ouchi, A. Konishi, M. Takenaka and M. Sawamoto, *Polym. Chem.*, 2012, **3**, 2193.
38. S. Kumagai, K. Nagai, K. Satoh and M. Kamigaito, *Macromolecules*, 2010, **43**, 7523.
39. J. Nicolas, Y. Guillaneuf, C. Lefay, D. Bertin, D. Gigmes and B. Charleux, *Prog. Polym. Sci.*, 2013, **38**, 63.
40. J.-L. Couturier, O. Guerret, D. Bertin, D. Gigmes, S. Marque, P. Tordo, F. Chauvin and P. E. Dufils, *WO 2004/014926.*, 2004.
41. X. Zhang and K. Matyjaszewski, *Macromolecules*, 1999, **32**, 7349.
42. J. T. Lai, D. Filla and R. Shea, *Macromolecules*, 2002, **35**, 6754.
43. Y. Kishimoto, S. Aoshima and T. Higashimura, *Macromolecules*, 1989, **22**, 3877.
44. B. Charleux, J. Nicolas and O. Guerret, *Macromolecules*, 2005, **38**, 5485.
45. J. Nicolas, S. Brusseau and B. Charleux, *J. Polym. Sci. Part A: Polym. Chem.*, 2010, **48**, 34.
46. K. Matyjaszewski, *Macromol. Symp.*, 1996, **111**, 47.
47. K. Matyjaszewski, B. E. Woodworth, X. Zhang, S. Gaynor and Z. Metzner, *Macromolecules*, 1998, **31**, 5955.
48. H. Ito and D. C. Miller, *J. Polym. Sci., Part A: Polym. Chem.*, 2004, **42**, 1468.
49. A. Kanazawa, Y. Hirabaru, S. Kanaoka and S. Aoshima, *J. Polym. Sci., Part A: Polym. Chem.*, 2006, **44**, 5795.
50. S. Aoshima, T. Yoshida, A. Kanazawa and S. Kanaoka, *J. Polym. Sci., Part A: Polym. Chem.*, 2007, **45**, 1801.
51. S. Aoshima and T. Higashimura, *Macromolecules*, 1989, **22**, 1009.
52. N. Chagneux, T. Trimaille, M. Rollet, E. Beaudoin, P. Gerard, D. Bertin and D. Gigmes, *Macromolecules*, 2009, **42**, 9435.
53. H. Katayama, M. Kamigaito and M. Sawamoto, *J. Polym. Sci., Part A: Polym. Chem.*, 2001, **39**, 1249.
54. A. Kanazawa, S. Kanaoka and S. Aoshima, *J. Polym. Sci., Part A: Polym. Chem.*, 2010, **48**, 3702.
55. Q. Huang, Y. Wu and J. Dan, *J. Polym. Sci., Part A: Polym. Chem.*, 2013, **51**, 546.
56. A. V. Radchenko, S. V. Kostjuk and F. Ganachaud, *Polym. Chem.*, 2013, **4**, 1883.
57. H. Otsuka and T. Endo, *Macromolecules*, 1999, **32**, 9059.
58. B. Barkakaty, K. Matsumoto and T. Endo, *Macromolecules*, 2009, **42**, 9481.
59. M. Shirai, K. Mitsukura and H. Okamura, *Chem. Mater.*, 2008, **20**, 1971.
60. T. Ohmura, M. Sawamoto and T. Higashimura, *Macromolecules*, 1994, **27**, 3714.

Living cationic polymerization using acid-based alkoxyamines

