



**Boronic Esters of Corannulene: Potential Building Blocks
toward
Icosahedral Supramolecules**

Journal:	<i>Organic Chemistry Frontiers</i>
Manuscript ID:	QO-RES-01-2015-000009.R1
Article Type:	Research Article
Date Submitted by the Author:	06-Mar-2015
Complete List of Authors:	Da Ros, Sara; ETH Zurich, Chemistry Linden, Anthony; University of Zurich, Institute of Organic Chemistry Baldrige, Kim; University of Zurich, Chemistry Siegel, Jay S.; Tianjin University,

Cite this: DOI: 10.1039/c0xx00000x

www.rsc.org/xxxxxx

ARTICLE TYPE

Boronic Esters of Corannulene: Potential Building Blocks toward Icosahedral Supramolecules†

Sara Da Ros,^[a] Anthony Linden,^[a] Kim K. Baldrige,^{*[a]} and Jay S. Siegel^{*[a]}

Department of Chemistry, University of Zurich, CH-8057 Zurich, Switzerland

Received (in XXX, XXX) Xth XXXXXXXXXX 20XX, Accepted Xth XXXXXXXXXX 20XX

DOI: 10.1039/b000000x

Direct iridium-catalyzed multi-borylation provides a valuable tool for the symmetric functionalization of various polycyclic aromatic hydrocarbons, inter alia, regular fivefold derivatization of corannulene. In this paper, highly efficient microwave-assisted synthesis of 1,3,5,7,9-(Bpin)₅-corannulene is reported, resulting in a significant decrease in reaction time compared to the routine bench-top preparation. In addition, conversion to more reactive boron species, such as the corresponding pentatrifluoroborate and pentaboronic acid, was realized under mild conditions in excellent yields. 1,3,5,7,9-corannulene pentaboronic acid gave further access to a series of boronic esters of corannulene via simple alcohol exchange. This convenient methodology to 1,3,5,7,9-corannulene pentaboronic acid portends its ability to serve as a key building block for formation of icosahedral supramolecules, alone or together with suitable bridging ligands.

Introduction

Significant effort has been invested in derivatization of polycyclic aromatic hydrocarbons, such as corannulene (**1**), in order to introduce functionality and provide building blocks for more complex architectures.¹ Due to its fivefold symmetry, **1** can be used as a suitable core element for construction of higher-order supramolecules, such as host-guest complexes,² dendrimers,³ and liquid crystals.⁴ The recently realized kilogram-scale production of **1** opened up unprecedented possibilities and created a solid foundation for further synthetic manipulations.⁵ This newly gained availability also led to an increased demand for convenient and efficient functionalization strategies of **1**.

The conventional method for five-fold symmetric functionalization of **1** has been by its conversion to 1,3,5,7,9-pentachlorocorannulene (**2**), which may further undergo alkylation^{6,7} or arylation^{8,9} reactions; however, this approach suffers from several challenges including poor solubility of **2**, difficult purification, and low reactivity of aryl chlorides in Suzuki cross-coupling reactions.

Scott *et al.*, developed a new synthetic strategy for the functionalization of **1**, by using iridium-catalyzed poly-borylation under basic conditions.¹⁰ The reaction proceeds via direct C-H activation, affording sym-1,3,5,7,9-(Bpin)₅-corannulene (**3**)¹¹ in good yields. Addition of small amounts of base was found to promote equilibration via a postulated slow substituent-redistribution process, driving the reaction towards maximal borylation. Unlike **2**, the resulting five-fold borylated species, **3**, is highly soluble in dichloromethane and can be purified with ease by recrystallization (Figure 1).

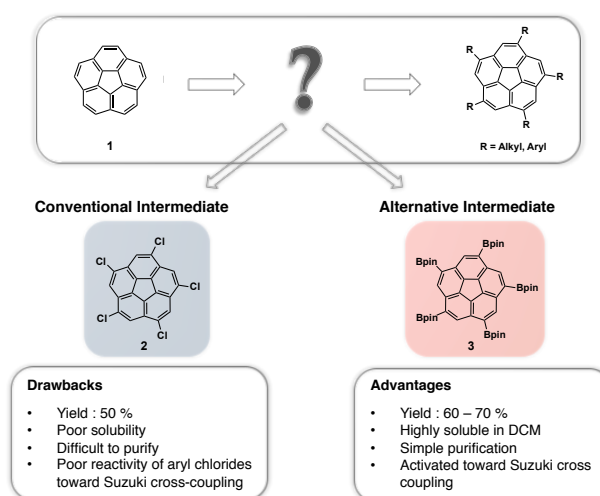


Figure 1. Comparison of 1,3,5,7,9-pentakis(Bpin)corannulene **3** and 1,3,5,7,9-pentachlorocorannulene **2** as key intermediates in the functionalization process of corannulene **1**.

Borylated substrates, such as **3**, are activated towards Suzuki cross-coupling with various partners (e.g. halides or related leaving groups), and afford a coupling-partner tolerance that can include pyridines or bulkier *ortho*-substituted molecules. It was demonstrated by Scott and coworkers that coupling of a sterically demanding 1-bromo-2,6-dichlorobenzene can be achieved in good yields.¹⁰

One of the limitations of the iridium-catalyzed borylation of **1** is the long reaction time; also the subsequent Suzuki cross-couplings suffer from this restriction. Another drawback is that

boronic esters, such as pinacol esters, tend to be less reactive than the corresponding acids or the recently emerging trifluoroborates.

In addition to the wide range of applications for use of boronic acids in organic synthesis,¹² trifluoroborates have gained considerable attention in the past decade, not only associated with Suzuki cross-couplings,¹³ but also in other synthetic areas such as allylation,¹⁴ boronic Mannich,¹⁵ and ether coupling reactions.¹⁶ Both functionalities thus represent attractive synthetic targets.

In the present work, microwave-assisted synthesis of **3** is shown to result in substantially shorter reaction times compared to the bench-top procedure developed by Scott *et al.*¹⁰ Microwave irradiation also accelerates subsequent Suzuki cross-couplings of **3**. The optimized borylation procedure enabled the synthesis of several grams of **3**, which allowed the development of methods for conversion of **3** to more reactive boron species such as potassium 1,3,5,7,9-corannulene pentatrifluoroborate (**6**) and 1,3,5,7,9-corannulene pentaboronic acid (**8**) at room temperature in near quantitative yields. The boronic acid species **8** further gave access to a series of boronic acid esters of corannulene via simple alcohol exchange. The physical organic properties of the newly established series of borylated corannulene derivatives were extensively studied.

Results and Discussion

Because microwave irradiation is known to accelerate significantly various reaction processes,¹⁷ detailed investigations were carried out to perform the fivefold borylation of **1** in a reduced time frame with the aid of a microwave reactor. Modified borylation conditions, which were originally developed for the bench-top procedure established by Scott and coworkers,¹⁰ enabled successful synthesis of **3** in a microwave reactor under constant irradiation of 300 W for 4 hours (Figure 2). The reaction conditions included: $[\text{Ir}(\text{OMe})\text{COD}]_2$ (0.2 eq.) as catalyst, 4,4'-dimethyl-2,2'-bipyridine (0.4 eq.) as ligand, 5.5 eq. B_2pin_2 (5.5 eq.) as borylating agent and NaOMe as base (0.1 eq.). The yields of the reaction were typically found to be 51%, with yields up to 62% detected. Suitable solvent choice was found to be crucial for the performance of the reaction in a microwave reactor; only with cyclohexane were satisfying yields afforded. Use of dioxane or THF showed a significant drop in yields, to 29% and 34%, respectively. Milder reaction conditions were also investigated using microwave-assisted borylations at 150 W and 230 W, however in both cases a decrease in yield was detected (45 %).

This relatively powerful microwave procedure for **3** motivated a microwave-assisted synthesis of monoborylated corannulene. The current preparation of (Bpin)corannulene (**4**) established by Scott and de Meijere involves a two-step synthesis starting from **1**, which proceeds via bromination to the mono(bromo)-corannulene intermediate followed by palladium cross-coupling to yield the pinacol boronic ester **4**.¹⁸ Using the microwave-assisted borylation procedure together with slight modifications to equivalencies of reagents, **4** was generated in a one-step synthesis (yields 55-60 %) (Figure 3). In addition to unreacted **1** (24-26 %), diborylated corannulene (13-15 %) was also observed; however, tri- and tetra-borylated products were not detected.

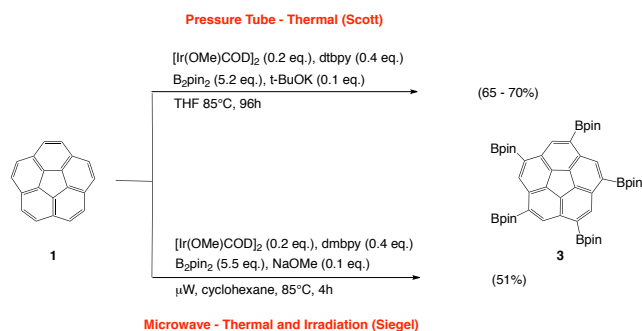


Figure 2. Comparison of two different synthetic routes for synthesis of **3** starting from **1**: a) routine bench-top preparation, and b) newly proposed microwave-assisted synthesis.

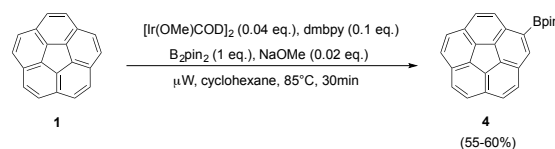


Figure 3. One-step synthesis of **4** via direct Ir-catalyzed borylation of **1**.

By increasing the amounts of $[\text{Ir}(\text{OMe})\text{COD}]_2$, 4,4'-dimethyl-2,2'-bipyridine, $[\text{Bpin}]_2$, and NaOMe, respectively, elevated conversion rates of **1** to **4** can be detected, however, higher amounts of the diborylated side product also occur. The proposed synthesis in Figure 3, therefore, represents a good balance between these two extremes, and results in a suitable product to side product ratio, when considering that **1** can be recovered from the reaction mixture. In contrast to the fivefold borylation, base is not essential for this monoborylation procedure; the reaction conditions of Figure 3, run without addition of base, still affords **4** in comparable yields.

The diborylated side product can be efficiently deborylated at high temperatures under acidic conditions via the procedure described by Scott,¹⁰ which increases the return of **1**. The drawback of this synthesis remains in the separation of the various mono and di-borylated isomers, similar to the Scott and de Meijere's procedure. Nevertheless, pure product can be obtained by column chromatography.

Suzuki cross-coupling of **3** was additionally carried out in a microwave-reactor to test whether a similar acceleration as with the fivefold-borylation could be observed. This reaction resulted in successful conversion of **3** in the presence of 2-bromofluorobenzene (10 eq.), $\text{Pd}(\text{dppf})\text{Cl}_2$ (0.2 eq.) and Cs_2CO_3 (12 eq.) to 1,3,5,7,9-pentakis(2-fluorophenyl)-corannulene **5** under constant irradiation of 300 W in only 2 h (Figure 4).

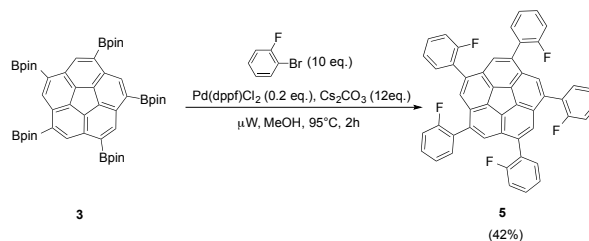


Figure 4. Microwave-assisted Suzuki cross-coupling of pinacol boronic ester **3** resulted in the desired ortho-fluorobenzene derivative **5**.

The optimized microwave-assisted poly-borylation procedure

of **1** led to increased availability of **3**, which allowed study of the conversion of **3** to other more reactive boronic species. For conversion of boronic esters to trifluoroborates, two common synthetic strategies are available in the literature, via C-B bond formation by reaction of R-SnMe₃ with BF₃/KF,¹⁹ or via B-F bond formation with HF/KOH,²⁰ or KHF₂.²¹ The latter procedure, introduced by Vedejs *et al.*, has become the standard method for conversion of boronic acids or esters to the corresponding trifluoroborates.

Treating pinacol boronic ester **3** with excess aqueous KHF₂, yielded successful conversion to the corresponding trifluoroborate, **6**, in nearly quantitative yields (Figure 5a). The drawback of the synthesis was the difficulty in separating the pentapodal aryl trifluoroborate, **6**, from the formally liberated potassium hydroxide, leaving the product as a mixture of salts.

An improved synthetic method, proposed by Lloyd-Jones *et al.*,²² involves trifluoroborate formation via pre-equilibration by KF followed by consumption of the *in situ* generated potassium hydroxide via addition of mild organic acid. They determined that stoichiometric amounts of L-(+)-tartaric acid results in neutralization of the *in situ* generated potassium hydroxide and precipitation of potassium bitartrate, which shifts the equilibrium towards product formation and drives the reaction to completion.

Application of this method to the fivefold substituted polycyclic aromatic hydrocarbon, **3**, shows that, in addition to potassium bitartrate, **6** also precipitates out of solution (Figure 5b); however, this problem could be overcome by redissolving the reaction mixture in DMF, which brings **6** in solution and precipitates out the other salts. Subsequent filtration affords trifluoroborate, **6**, in near quantitative yields and high purity.

Mono(BF₃K)corannulene (**7**) can be synthesized analogously to its fivefold substituted analogue **6**. In this case, the trifluoroborate formation strategies of both Vedejs and Lloyd-Jones were shown to be suitable, and the final compound purified via column chromatography without additional salt impurities (Figure 6).

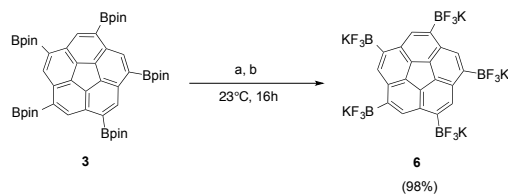


Figure 5. Conversion of boronic ester **3** to the corresponding potassium trifluoroborate **6** by a) excess 4.5 KHF₂, MeOH. b) KF, L-(+)-tartaric acid, MeOH/MeCN (1:1).

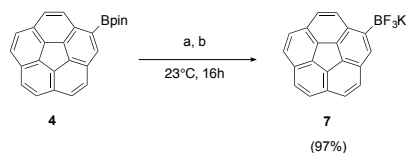


Figure 6. Conversion of boronic ester **4** to the corresponding potassium trifluoroborate **7** by a) excess 4.5 KHF₂, MeOH. b) KF, L-(+)-tartaric acid, MeOH/MeCN (1:1).

Further challenges were exposed in the mass spectroscopic characterization of pentapodal trifluoroborate, **6**. Whereas the mono-substituted derivative, **7**, could be characterized by mass spectrometry without any difficulties, the fivefold analogue failed

to be detected by any mass spectrometry method employed. On the other hand, NMR spectroscopy revealed the proposed fivefold trifluoroborate, **6**, with ¹H-NMR clearly showing a singlet at 8.08 ppm for the corannulene protons of **6**, shifted upfield (~1 ppm) compared to the corannulene protons of the pinacol ester derivative **3** (Figure 7). Moreover, ¹¹B-NMR illustrates a nicely resolved quadruplet resulting from B-F coupling in the trifluoroborate substituents.

To provide further evidence for the presence of the proposed compound **6**, Suzuki cross-coupling reactions starting from **6** were carried out according to the procedure developed by Lloyd-Jones and coworkers (Figure 8).²³ Even though the reaction suffered from low yields, the desired product **5** could be obtained successfully.

Conversion of boronic esters to boronic acids have been carried out in the literature using various hydrolysis conditions, including acid hydrolysis,²⁴ oxidative hydrolysis,²⁵ reduction,²⁶ and transesterification.²⁷ With such a broad range of synthetic procedures, a screening was carried out. Unfortunately, standard conditions, such as sodium periodate in the presence of ammonium acetate or palladium on carbon (10 wt. %) under hydrogen atmosphere did not result in satisfying product formation (34% and traces, respectively). Reaction with diethanolamine under acidic conditions also did not lead to detectable conversion.

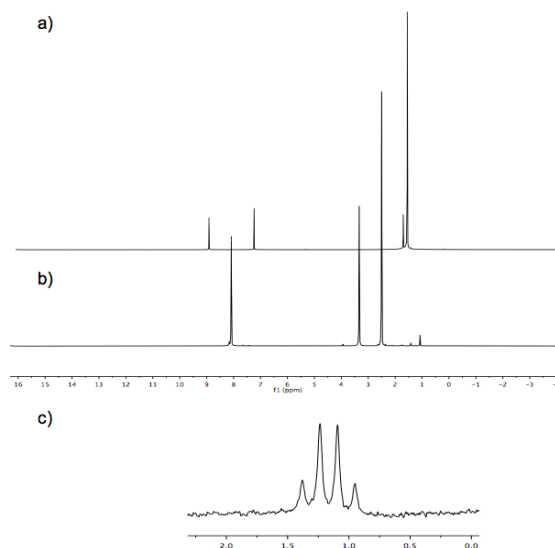


Figure 7. NMR Spectra: a) ¹H-NMR of **3**; b) ¹H-NMR of **6**; and, c) ¹¹B-NMR of **6**.

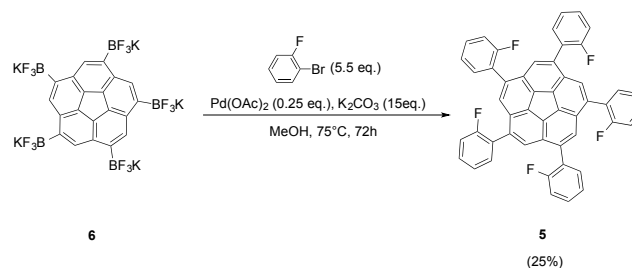


Figure 8. Suzuki cross-coupling of trifluoroborate **6** with 2-bromofluorobenzene yields the desired ortho-fluorobenzene derivative **5**.

As a solution to this problem, a polymer-supported transesterification procedure was applied.²⁸ The use of solid phase reagents in this synthesis is advantageous since a large excess of reagent can be used and simply filtered off after completion of the reaction process. Using polystyrene-boronic acid as a solid phase reagent in the presence of hydrochloric acid at room temperature, pinacol boronic ester **3** was efficiently converted to 1,3,5,7,9-corannulene pentaboronic acid (**8**) (Figure 9). With subsequent filtration, the desired product could be afforded in quantitative yields and good purity. Only minor amounts of tetra-substituted isomers are observed as side products. IR-spectroscopy clearly establishes formation of product **8**, by a band at 3400 cm⁻¹ characteristic of OH stretching with hydrogen bonding in the free boronic acid, (Figure 10). Monoboronic acid corannulene can be synthesized analogously.

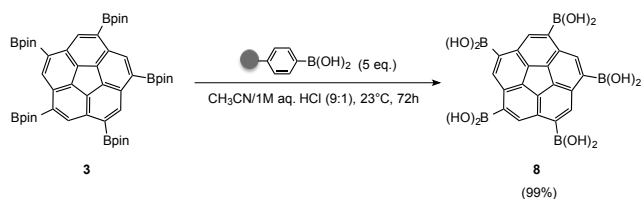


Figure 9. Polymer-supported transesterification of **3** via polystyrene-boronic acid under acidic conditions yields the boronic acid **8**.

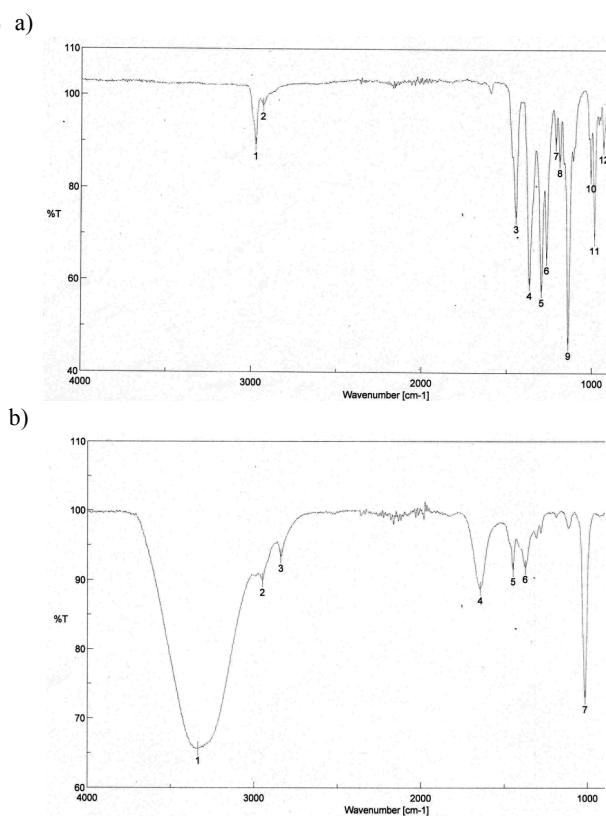


Figure 10. Experimental IR spectra of a) **3** and b) **8**, showing evidence for hydrolysis of the pinacol ester to boronic acid **8**, with H-bond interactions of the boronic acid moieties appearing at 3400 cm⁻¹.

Simple boronic acids are prone to undergo alcohol exchange in the presence of *cis*-diols, e.g., with monosaccharide moieties such as glucose. Pentaboronic acid **8** undergoes fivefold alcohol exchange in the presence of simple organic *cis*-diols, and strongly

favours alcohol exchange at room temperature with various *cis*-diols either neat or as excess in MeOH. This methodology allowed synthesis of a set of novel boronic esters of corannulene, **9-13**, in high yields. The only difficulties occurred during synthesis of **13**, which required performing the reaction under inert conditions (Figure 11).

Physical Organic Properties

Crystals of **3** (Figure 12) and **11** (Figure 13) suitable for X-ray diffraction were obtained by slow evaporation of a mixture of CH₂Cl₂/*n*-hexane and CDCl₃, respectively. Both structures reveal disorder of the entire molecules over two positions related by a crystallographic mirror plane, with the mirror being crystallographic only in the case of **11**. The mirror plane arises from superposition of the enantiomorphs of the chiral corannulene molecule on the same crystallographic site. In **11**, the crystal is necessarily a racemic conglomerate, while in **3**, the 69% occupancy of the major configuration suggests an unequal distribution of enantiomers in the chosen crystal. However, the presence of inversion twinning cannot be excluded in the absence of a reliable absolute structure parameter, and inversion twinning would result in a fully racemic mixture.

Computations predict a slightly deeper bowl for **3** (0.90 Å) compared to the parent corannulene, **1** (0.87 Å); however, experimental estimates for the major and minor bowl disordered bowl forms in the crystal structure of **3** (0.918(5) Å and 0.90(1) Å, respectively) have a standard error too large to establish a conclusive bowl depth difference. For comparison, the experimental bowl depth estimated from the crystal structure of **11** is 0.86(1) Å.

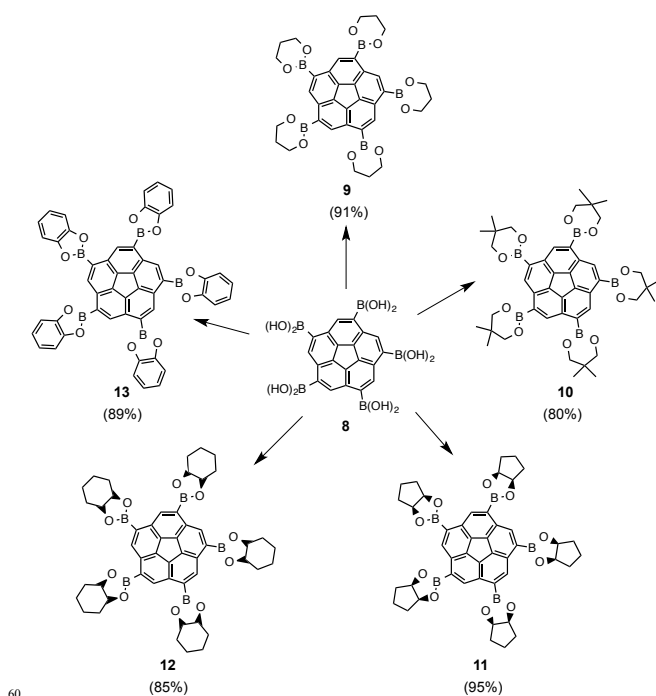


Figure 11. Boronic esters, **9-13**, synthesized via alcohol exchange with **8** in the presence of the corresponding *cis*-diols.

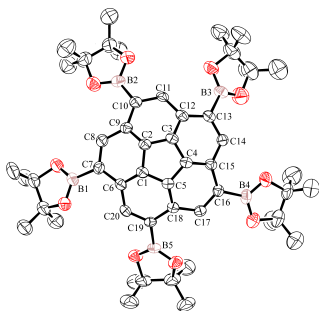


Figure 12. Displacement ellipsoid (50% probability) representation of **3** showing only one of the disordered arrangements.

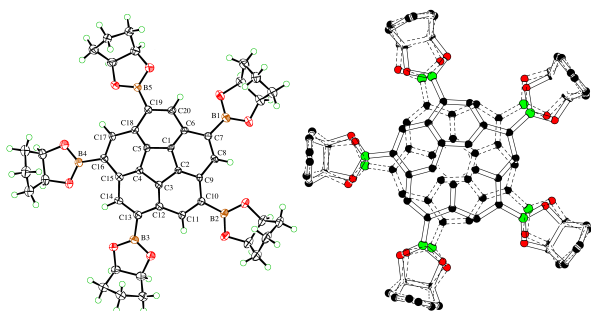


Figure 13. Displacement ellipsoid (50% probability) representation of **11** showing only one (left) and the superposition of both (right) disordered arrangements.

Corannulene and its derivatives undergo rapid bowl-to-bowl interconversion at room temperature; the bowl-inversion barrier was determined by VT-NMR measurements and computational analysis. Experiments were carried out with **3** in deuterated dichlorofluoromethane (Freon-21).²⁹ This particular solvent was chosen because it has a very low melting point, -135 °C, which enables measurement over a larger temperature window. Furthermore, it exhibits low viscosity at low temperatures as well as good solubilizing properties for most compounds. Using this solvent, VT-NMR measurements could be performed from a temperature range of -50 °C to up to -135 °C.

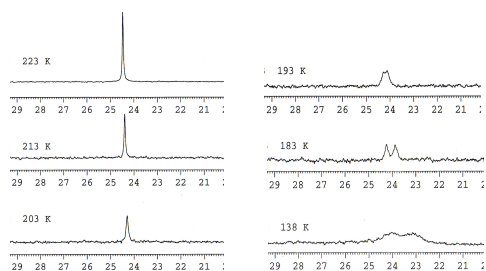


Figure 14. VT-NMR of **3** in dichlorofluoromethane- d^1 (138 – 223 K).

Two dynamic processes are possible in this structure, bowl inversion and rotation around the C-B bond. Provided both processes are slow enough to be resolved on the NMR-time scale, NMR signals for all four diastereotopic methyl groups of the pinacol ester should be observable. Experimentally, only one dynamic process could be detected by NMR, namely the bowl-to-bowl inversion process (Figure 14), leading to a splitting of the pinacol ester methyl peak. In contrast, rotation around the C-B

bond is too fast to be resolved on the NMR time scale and could not be observed.

The coalescence temperature of the bowl-to-bowl inversion process was found to be 195 K, and the barrier to interconversion determined with the aid of the Gutowsky-Holm approximation and Eyring equation to be 9.43 kcal/mol. This can be compared to the B97D/Def2-TZVPP(THF) calculated value of 8.82 kcal/mol (Table 1). Since the pinacol ester substituents of **3** are more sterically demanding than unsubstituted **1**, **3** is expected to have a slightly more shallow bowl than **1**. The consequence of a more shallow bowl is a lower bowl-to-bowl inversion barrier in **3** compared to **1** (11.5 kcal/mol). The barrier for **3** is determined to be ~2 kcal/mol lower than in **1** experimentally as well as computationally (Table 1).

Table 1. Experimental and B97D/Def2-TZVPP(THF) calculated bowl depths and inversion barriers of **1** and **3**.

	Cmpd	Bowl Depth [Å]	Bowl Inversion Barrier [kcal/mol]	Bowl Inversion Frequency [cm ⁻¹]
Expt	3	0.90	9.43	-
	1	0.87	11.5	-
Calc	3	0.87	9.7	-71.4
	1	0.92	11.2	-116.2

Cyclic voltammetry data was collected for the three boronic esters, **3**, **4**, and **11**. The cyclic voltammograms of the two different pentapodal boronic ester corannulenes, **3** and **11**, appear similar in their electrochemical behavior, with three nearly identical reduction potential values (Table 2). In the case of the mono-trifluoroborate derivative **4** however, the first and third reduction potentials are more negative, whereas the first reduction potential is nearly identical to that of **1**. Values calculated at the B97D/Def2-TZVPP level of theory are in reasonably good agreement with the experimental data for **3** and **1**. Comparison of cyclic voltammograms showed that the reduction rate of **4** is significantly faster compared to the fivefold derivatives **3** and **11**. This could be explained by the lesser steric bulk of monosubstituted corannulene **4** compared to pentasubstituted corannulenes **3** and **11**.

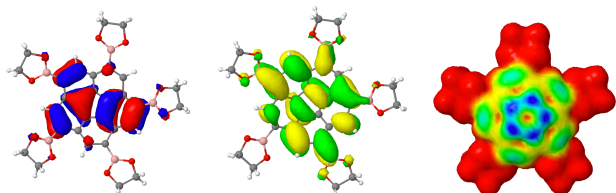
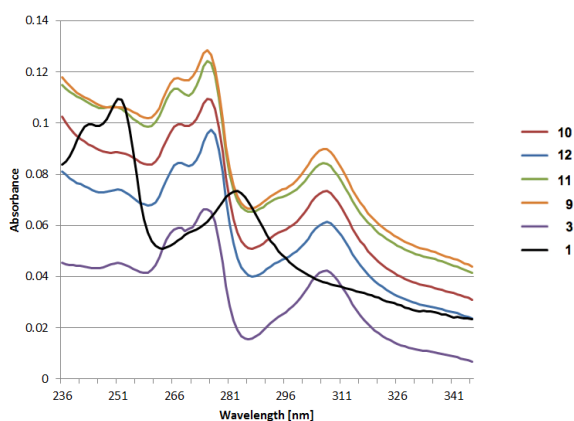
In all borylated species, the inductive electron-donor effect along the B-C sigma bond and the electron-withdrawing π -resonance effect of the pinacol ester moieties lead to a slight shift in reduction potential toward more positive values. This affect on the redox potential of corannulene derivatives with a single boronic ester substituent, such as in derivative **4**, is a small impact; however, when five electron withdrawing boronic ester substituents are present, such as in **3** and **11**, the overall electrochemical properties change significantly. The HOMO/LUMO structure and electrophilic HOMO plot for **3**, support this analysis (Figure 15).

UV/Vis and emission data revealed for all boronic esters, **9-13**, in addition to **3**, similar absorption (λ_{max} : 275 nm, 307 nm) and emission (λ_{max} : ca. 440 nm) behavior (Figure 16). All boronic esters show a large red shift of ~20-24 nm for the π - π^* absorption band in both the UV/Vis and emission spectra. The large Stokes shift of these boronic ester derivatives could be due to the significant geometrical distortion in the S₁-state, as well as contribution from the intramolecular charge transfer.

Table 2. Electrochemical and B97D/Def2-TZVPP calculated reduction potentials of **1**, **3**, **4**, and **11**.

Compounds	Electrochemical reduction potentials ($E_{1/2}$) [V]		
	$^1E_{1/2}$	$^2E_{1/2}$	$^3E_{1/2}$
1	-2.45 (-2.50) ¹	-	-
3	-2.25 (-2.15) ¹	-2.38	-2.70
4	-2.42	-2.41	-2.84
11	-2.26	-2.40	-2.72

¹B97D/Def2-TZVPP calculated values in THF solvent environment vs Ag/AgCl (4.53) reference electrode. The potentials were referenced against the ferrocenium/ferrocene standard potential.

**Figure 15.** B97D/Def2-TZVPP optimized structure of **3**. Depiction of a) HOMO, b) LUMO, and c) electrophilic HOMO map (blue: highest probability for electrophilic attack).**Figure 16.** UV/Vis spectra of **1** and boronic ester derivatives **3** and **9-12**.

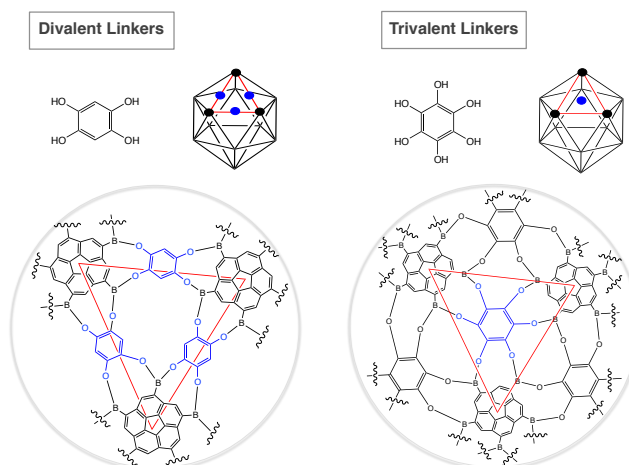
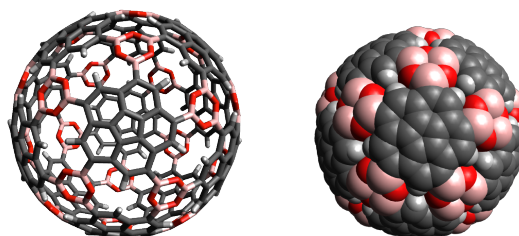
Targeting Icosahedral Constructs

Boronic acids are commonly used templates for supramolecular chemistry³⁰ due to their ability to complementarily bind 1,2- and 1,3-diols, such as saccharides.³¹ This feature has led to successful application in a range of saccharide sensors,³² e.g., for monitoring of diabetic blood glucose. Moreover, boronic acids are prone to form boroxines (cyclized six-membered rings) upon dehydration. Yaghi *et al.* disclosed that, depending on choice of adequate building blocks, two- and three-dimensional supramolecular geometries can be realized.³³ As such, symmetrical pentaboronic acid corannulene was considered here to be a potential building block for formation of icosahedral supramolecules with unique virus-like properties.

1,3,5,7,9-corannulene pentaboronic acid, **8**, could serve as a potential template towards formation of icosahedral supramolecules either via boroxine formation, or by ligand-mediated assembly e.g. pyridines-metal complexes, poly "diol" esterification, etc. (Figure 17). The stoichiometric ratio of the linkers has to be adjusted; divalent linkers require 30 eq. per 12

eq. of **8**, while 20 eq. are sufficient for trivalent linkers. This is due to the fact that divalent linkers connect the core molecules via edges (30 edges in an icosahedron), whereas trivalent linkers bind via faces (20 faces in an icosahedron). Formation of such an icosahedral supramolecule is expected to be more effective with trivalent ligands, since they exhibit more rigidity and are therefore more directing towards the closure of the bowl, whereas divalent ligands are rather flexible.

Computational modelling of the desired icosahedral supramolecule derived from boroxine formation of precursor **8** shows the possibility for such structures (Figure 18). The resulting icosahedral geometry shows similarities with virus-capsids, such as present for example in human papilloma viruses and might therefore exhibit interesting properties as host-guest complexes.

**Figure 17.** Potential coordination of divalent and trivalent linkers to **8** in the formation of icosahedron supramolecules.**Figure 18.** Computational model of a target icosahedral construct derived by boroxine formation from twelve molecules of precursor **8**.

Conclusions and Outlook

A straightforward microwave-assisted synthetic strategy is shown to be a valuable tool for functionalization of corannulene. In particular, the method provides a new route towards preparation of 1,3,5,7,9-(Bpin)₅-corannulene, **3**, in a time-effective four hours, which is 24 times faster than the commonly used bench-top procedure developed by Scott and coworkers.¹⁰ However, loss in yield from the usual 65-70% to 51% is observed. Suzuki cross-coupling reactions with **3** are also enhanced by microwave irradiation, reducing the reaction time of **3** with 2-bromofluorobenzene from 2 days to 2 hours. In summary, the efficient microwave procedures enable for the first

time the synthesis of arylated species **5** starting from **1** in only one day. Furthermore, investigations towards conversion to more reactive boron species, namely the corresponding pentatrifluoroborate species **6** and pentaboronic acid **8** were also facilitated and successfully realized. Moreover, **8** led to a series of novel pentapodal boronic ester analogues, **9-13**, due to its reactivity with 1,2-diols. The 1,3,5,7,9-corannulene pentaboronic acid, **8**, is therefore thought to be a suitable building block in the formation of supramolecule frameworks, using adequate divalent or trivalent linkers such as tetra- and hexa-hydroxybenzene, respectively. In the presence of **8**, both types of linkers are potentially able to result in icosahedral geometry.

Experimental Procedure

Synthesis and characterization as well as measurement data are available in detail in the ESI. †

Computational Methods

The conformational analyses of the molecular systems described in this study, including structural and orbital arrangements as well as property calculations, were carried out using the GAMESS³⁴ software package. Structures were fully optimized with the B97D dispersion enabled density functional^{35,36} using an ultrafine grid, in combination with the Def2-TZVPP basis set.³⁷ Optimized geometries were uniquely characterized via second derivatives (Hessian) analysis. Effects of solvation were taken into account using the COSab method,^{38,39} with the dielectric for THF and solvent radii from Klamt.⁴⁰ Calculations of reduction potential were carried out as $E^{\circ} = -\Delta H/nF + E_{\text{ref}}$, where $n=1$, $F=1$ eV, with correction to the Ag/AgCl electrode, 4.53. Visualization and analysis of structural and property results, including electrophilic (HOMO) and nucleophilic (LUMO) frontier density plots, were obtained using Avogadro⁴¹ and WEBMO.⁴²

Notes and references

1. Y.-T. Wu and J. S. Siegel, *Chem. Rev.*, 2006, **106**, 4843-4867.
2. A. J. Olson, J. H. E. Hu and E. Keinan, *Proc. of the Nat. Acad. of Sci. of USA*, 2007, **104**, 20731-20736.
3. D. Pappo, T. Mejuch, O. Reany, E. Solel, M. Gurram and E. Keinan, *Org. Lett.*, 2009, **11**, 1063-1066.
4. D. Miyajima, K. Tashiro, F. Araoka, H. Takezoe, J. Kim, K. Kato, M. Takata and T. Aida, *J. Am. Chem. Soc.*, 2009, **131**, 44-45.
5. A. M. Butterfield, B. Gilomen and J. S. Siegel, *Org. Proc. Res. Dev.*, 2012, **16**, 664-676.
6. T. Hayama, in *Organic Chemistry Institute*, University of Zürich, Zürich, 2008.
7. M. Mattarella and J. S. Siegel, *Org. Biomol. Chem.*, 2012, **10**, 5799-5802.
8. G. H. Grube, E. L. Elliott, R. J. Steffens, C. S. Jones, K. K. Baldrige and J. S. Siegel, *Org. Lett.*, 2003, **5**, 713-716.
9. A. F. Littke and G. F. Fu, *Angew. Chem. Int. Ed.*, 1998, **37**, 3387-3388.
10. M. N. Eliseeva and L. T. Scott, *J. Am. Chem. Soc.*, 2012, **134**, 15169-15172.
11. Abbreviation for 1,3,5,7,9-pentakis(4,4,5,5-tetramethyl-1,3,2-dioxaborolan-2-yl)corannulene.
12. N. Miyaura and A. Suzuki, *Chem. Rev.*, 1995, **95**, 2457-2483.
13. G. A. Molander and B. Biolatto, *J. Org. Chem.*, 2003, **68**, 4302-4314.

14. R. A. Batey, A. N. Thadani and D. V. Smil, *Tetrahedron Lett.*, 1999, **40**, 4289-4292.
15. N. A. Petasis and I. Akritopoulou, *Tetrahedron Lett.*, 1993, **34**, 583-586.
16. C.-V. T. Vo, T. A. Mitchell and J. W. Bode, *J. Am. Chem. Soc.*, 2011, **133**, 14082-14089.
17. P. Harrisson, J. Morris, T. B. Marder and P. G. Steel, *Org. Lett.*, 2009, **11**, 3586-3589.
18. H. A. Wegener, L. T. Scott and A. d. Meijere, *J. Org. Chem.*, 2003, **68**, 883-887.
19. R. D. Chambers, H. C. Clark and C. J. Willis, *J. Am. Chem. Soc.*, 1960, **82**, 5298-5301.
20. R. A. Battey and T. D. Quach, *Tetrahedron Lett.*, 2001, **42**, 9099-9103.
21. E. Vedejs, R. W. Chapman, S. C. Fields, S. Lin and M. R. Schrimpf, *J. Org. Chem.*, 1995, **60**, 3020-3027.
22. A. J. J. Lennox and G. C. Lloyd-Jones, *Angew. Chem. Int. Ed.*, 2012, **134**, 7431-7441.
23. A. J. J. Lennox and G. C. Lloyd-Jones, *J. Am. Chem. Soc.*, 2012, **134**, 7431-7441.
24. M. E. Jung and T. I. Lazarova, *J. Org. Chem.*, 1999, **64**, 2976-2977.
25. H. Nakamura, M. Fujiwara and Y. Yamamoto, *J. Org. Chem.*, 1998, **63**, 7529-7530.
26. W. Yang, H. He and G. Drueckhammer, *Angew. Chem. Int. Ed.*, 2001, **40**, 1714-1718.
27. J. Wityak, R. A. Earl, M. M. Abelman, Y. B. Bethel, B. N. Fisher, G. S. Kauffman, C. A. Kettner, P. Ma, J. L. MeeMillan, L. J. Mersinger, J. Pesti, M. E. Peierce, F. W. Rankin, R. J. Chorval and P. N. Confalone, *J. Org. Chem.*, 1995, **60**, 3717-3722.
28. T. E. Pennington, C. Kardiman and C. A. Hutton, *Tetrahedron Lett.*, 2004, **45**, 6657-6660.
29. F. A. L. Anet and J. S. Siegel, *J. Org. Chem.*, 1988, **53**, 2629-2630.
30. R. Nishiyabu, Y. Kubo, T. D. James and J. S. Foxy, *Chem. Comm.*, 2011, **47**, 1124-1150.
31. J. P. Lorand and J. O. Edwards, *J. Org. Chem.*, 1959, **24**, 769-774.
32. T. D. James, M. D. Phillips and S. Shink, *Boronic Acids in Saccharide Recognition*, Royal Society of Chemistry, 2006.
33. A. P. Côté, A. I. Benin, N. W. Ockwig, M. O. Keffe, A. J. Matzger and O. M. Yaghi, *Science*, 2005, **310**, 1166-1170.
34. M. Schmidt, K. K. Baldrige, J. A. Boatz, S. Elbert, M. Gordon, J. H. Jenson, S. Koeski, N. Matsunaga, K. A. Nguyen, S. J. Su, T. L. Windus, M. Dupuis and J. A. Montgomery, *J. Comp. Chem.*, 1993, **14**, 1347-1363.
35. S. Grimme, *J. Chem. Phys.*, 2006, **124**, 034108-034115.
36. A. D. Becke, *J. Chem. Phys.*, 1997, **107**, 8554-8560.
37. F. Weigend and R. Ahlrichs, *Phys. Chem. Chem. Phys.*, 2005, **7**, 3297-3305.
38. A. Klamt and G. Schürmann, *J. Chem. Soc. Perkin Trans. 2*, 1993, 799-805.
39. K. K. Baldrige and A. Klamt, *J. Chem. Phys.*, 1997, **106**, 6622-6633.
40. A. Klamt, V. Jonas, T. Bürger and C. W. Lohrenz, *J. Phys. Chem.*, 1997, **102**, 5074-5085.
41. M. Hanwell, D. Curtis, D. Lonie, T. Vandermeersch, E. Zurek and G. Hutchison, *J. Cheminform.*, 2012, **4**, 17.
42. WEBMO: Cundari, T.; Schmidt, J.R., www.webmo.net.

[a] S. Da Ros, A. Linden, K. K. Baldrige*, J. S. Siegel*
 Department of Chemistry, University of Zürich
 Winterthurerstrasse 190, 8057 Zürich (Switzerland)
 School of Pharmaceutical Science and Technology
 Tianjin University
 92 Weijin Road, Nankai District, Tianjin, 300072 (PR China)
 Email: dean_spst@tju.edu.cn