

ORGANIC CHEMISTRY

FRONTIERS

Accepted Manuscript



This is an *Accepted Manuscript*, which has been through the Royal Society of Chemistry peer review process and has been accepted for publication.

Accepted Manuscripts are published online shortly after acceptance, before technical editing, formatting and proof reading. Using this free service, authors can make their results available to the community, in citable form, before we publish the edited article. We will replace this *Accepted Manuscript* with the edited and formatted *Advance Article* as soon as it is available.

You can find more information about *Accepted Manuscripts* in the [Information for Authors](#).

Please note that technical editing may introduce minor changes to the text and/or graphics, which may alter content. The journal's standard [Terms & Conditions](#) and the [Ethical guidelines](#) still apply. In no event shall the Royal Society of Chemistry be held responsible for any errors or omissions in this *Accepted Manuscript* or any consequences arising from the use of any information it contains.



Journal Name

ARTICLE

Thioether-directed acetoxylation of C(sp²)-H bond of arenes by palladium catalysis

Binjie Wang,^a Cong Lin,^a Yue Liu,^a Zili Fan,^a Zhanxiang Liu^{a,*} and Yuhong Zhang^{a,b,*}Received 00th January 20xx,
Accepted 00th January 20xx

DOI: 10.1039/x0xx00000x

www.rsc.org/

The palladium-catalyzed acetoxylation of aromatic C(sp²)-H bonds utilizing thioether as the directing group was developed. Both of benzyl sulfides and phenethyl sulfides could react with PhI(OAc)₂ to afford the site-selectively acetoxyated products in good yields. The directing groups could be further transformed into synthetically useful functional groups or successfully removed.

In recent years, the transition metal-catalyzed C-H bond functionalization of arenes has been widely investigated as a powerful tool for the synthesis of pharmaceuticals, bioactive molecules, and functional materials.¹ In particular, the construction of C-O bond from C-H activation has attracted much attention due to the significant importance of this class of molecules in both academic research and industry.² However, many of these transformations suffer from the poor reactivity and regioselectivity. To overcome the uncontrolled site selectivity, a number of examples of C-O bond forming reactions have been reported through introduction of a directing group in recent years.³⁻⁹ In 2004, Sanford and co-workers described a regio- and chemoselective Pd-catalyzed acetoxylation of C(sp²)-H bonds using pyridine or other N-containing heteroarene as directing groups.^{3a} A copper-catalyzed *ortho*-acetoxylation of aryl C-H bonds was developed by Yu and coworkers using dioxygen gas as the terminal oxidant.^{4a} Since these pioneering reports, various directing groups, such as oxime,⁵ sulfoximine,⁶ pyrimidine,⁷ anilide,⁸ amide⁹ and organophosphates¹⁰ have been successfully employed as the directing groups for the selective C(sp²)-H acetoxylation using Pd, Rh or Cu catalysts. In recent years, the more challenging oxygenation of C(sp³)-H bonds has been achieved employing various N-based directing groups by several groups.¹¹ The majority of these successful acetoxylation reactions were limited to the efficient coordination between the nitrogen and/or oxygen with the transition metals, thus expanding the scope of the directing group remains a critical challenge.

Organosulfur compounds are commonly served as important intermediates in organic synthesis and crucial precursors to the functionalized molecules. Many of the sulfur containing molecules present the unique properties and thus have found wide applications in pharmaceuticals and functional materials.^{12,13}

Accordingly, the direct functionalization of the S-containing compounds via C-H bond activation is highly desirable. However, the relevant examples using sulfur species as the directing groups for C-H bond activation are still under developed.¹⁴ Recently, our group reported the example employing thioether as a directing group for the palladium-catalyzed alkenylation and arylation of arenes.^{14a,14b} The alkenylation of benzyl thioethers and phenylsulfonides via Rh-catalyzed aryl C-H activation was described by Shi^{14d} and Miura^{14f} groups. In connection with our interest in C-H functionalization of arenes, we herein describe the palladium-catalyzed oxidative acetoxylation of C(sp²)-H bond of arene applying thioether as a removable directing group. Site-selectively acetoxyated products could be afforded in moderate to good yields with tolerance of a wide variety of functional groups.

We initiated the investigation by the reaction of 1.0 equiv of benzyl sulfide **1a** with 10 mol % of Pd(OAc)₂ and PhI(OAc)₂ (1.5 equiv) in DCE/Ac₂O (1:1) at 110 °C for 24 h. The expected mono-acetoxyated product was isolated in 31% yield. With this promising result, we were encouraged to optimize the reaction conditions (Table 1). No desired product was generated in the absence of palladium catalyst. The effect of the oxidants was examined in details, and PhI(OAc)₂ showed the best reactivity. Other oxidants, such as AgOAc, Cu(OAc)₂, and K₂S₂O₈ failed to generate the product (entries 2-4). The reaction displayed a tremendous solvent dependence characteristic and was performed in acetic anhydride with 1,2-dichloroethane as cosolvent. Other cosolvents, such as acetonitrile, tetrahydrofuran, and toluene were also screened, which brought decreased yields (entries 5-7). The transformation performed in pure Ac₂O or DCE gave the yield of 22% or 18%, respectively (entries 8-9). Moreover, the reaction efficiency could be further improved by the use of different additives.^{4b} The employment of a stoichiometric amount of Li₂CO₃ gave the product in 63% yield (entry 10). Further investigation on other additives such as LiOAc, AgOAc, LiF, K₂CO₃ demonstrated that the best isolated yield was achieved when 1.0 equiv of AgOAc was used as an additive (entries 11-14). Thus the optimal reaction condition was

^a ZJU-NHU United R&D Center, Department of Chemistry, Zhejiang University, Hangzhou 310027, China. E-mail: liuzhanx@zju.edu.cn, yhzhang@zju.edu.cn

^b State Key Laboratory of Applied Organic Chemistry, Lanzhou University, Lanzhou 730000, China.

* Electronic Supplementary Information (ESI) available: [details of any supplementary information available should be included here]. See

DOI: 10.1039/x0xx00000x

ARTICLE

Journal Name

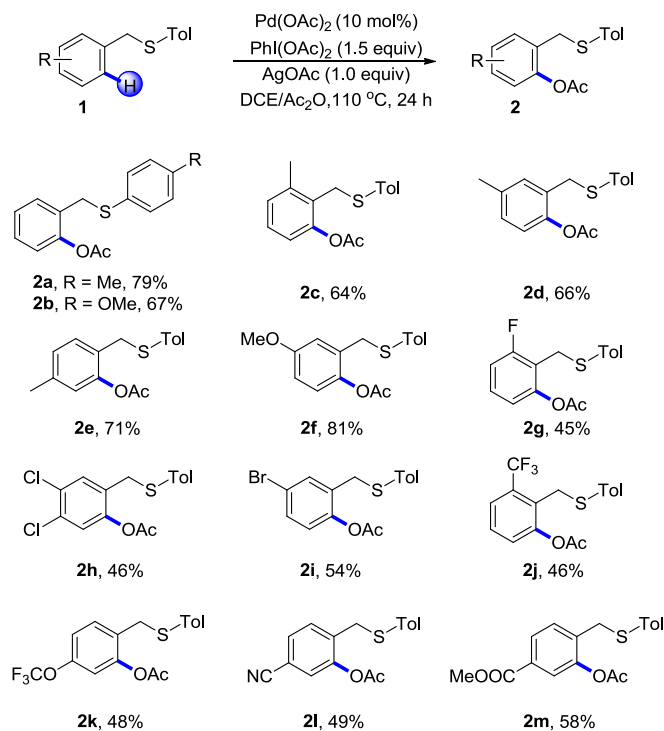
10 mol % of Pd(OAc)₂ with 1.5 equiv of PhI(OAc)₂ as the oxidant, AgOAc as the additive, and Ac₂O/DCE 1:1 as the solvent at 110 °C.

Table 1. Optimization of the Reaction Conditions^a

Entry	Catalyst	Solvent	Oxidant	Additive	Yield (%) ^b
1	Pd(OAc) ₂	DCE/Ac ₂ O (1:1)	PhI(OAc) ₂	—	31
2	Pd(OAc) ₂	DCE/Ac ₂ O (1:1)	AgOAc	—	N.R.
3	Pd(OAc) ₂	DCE/Ac ₂ O (1:1)	Cu(OAc) ₂	—	N.R.
4	Pd(OAc) ₂	DCE/Ac ₂ O (1:1)	K ₂ S ₂ O ₈	—	N.R.
5	Pd(OAc) ₂	CH ₃ CN/Ac ₂ O (1:1)	PhI(OAc) ₂	—	15
6	Pd(OAc) ₂	THF/Ac ₂ O (1:1)	PhI(OAc) ₂	—	14
7	Pd(OAc) ₂	Toluene/Ac ₂ O (1:1)	PhI(OAc) ₂	—	N.R.
8	Pd(OAc) ₂	DCE	PhI(OAc) ₂	—	22
9	Pd(OAc) ₂	Ac ₂ O	PhI(OAc) ₂	—	18
10	Pd(OAc) ₂	DCE/Ac ₂ O (1:1)	PhI(OAc) ₂	Li ₂ CO ₃	63
11	Pd(OAc) ₂	DCE/Ac ₂ O (1:1)	PhI(OAc) ₂	LiOAc	56
12	Pd(OAc)₂	DCE/Ac₂O (1:1)	PhI(OAc)₂	AgOAc	79
13	Pd(OAc) ₂	DCE/Ac ₂ O (1:1)	PhI(OAc) ₂	LiF	N.R.
14	Pd(OAc) ₂	DCE/Ac ₂ O (1:1)	PhI(OAc) ₂	K ₂ CO ₃	N.R.

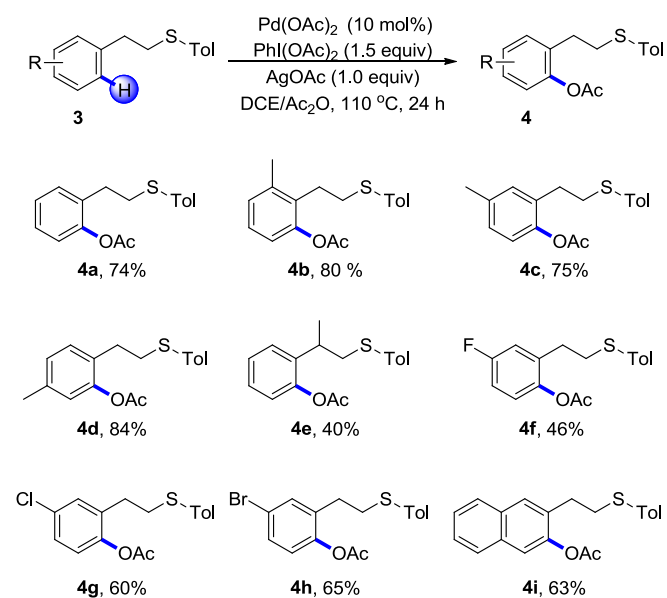
^a Reaction conditions: **1a** (0.2 mmol), catalyst (10 mol%, 0.02 mmol), oxidant (1.5 eq, 0.3 mmol), additive (1.0 eq, 0.2 mmol), solvent (2 mL), 110 °C, 24 h, in a sealed tube. ^b isolated yields.

With the optimized reaction conditions in hand, we examined the reactivity of various substrates of benzyl (*p*-tolyl)sulfane in Scheme 1. Replacement of *p*-tolyl thioether with 4-methoxyphenyl thioether led to a decreased yield and the benzyl(methyl)sulfane failed to react, which indicated that the electronic nature of sulfur played an important role during the C-H activation (Scheme 1, **2a-2b**). Different substituents in aryl ring played an important role on the efficiency of the acetoxylation reaction. For example, arenes with a methyl group at the *ortho*, *meta* and *para* positions afforded the product in good yields (Scheme 1, **2c-2e**). The electron-donating group such as methoxyl could afford the corresponding product in 81% yield (Scheme 1, **2f**). Substrates bearing halides on the arene, such as bromo, chloro, fluoro gave the desired products in moderate yields (Scheme 1, **2g-2i**), which were consistent with an electrophilic palladation process. It should be noted that a wide range of functional groups such as CF₃, OCF₃, CN and COOMe were compatible with this protocol, showing the relatively broad functionality tolerance of the transformation (Scheme 1, **2j-2m**).



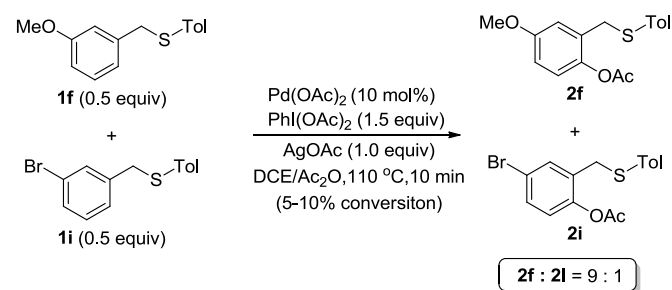
Scheme 1. Thioether-directed acetoxylation of C(sp²)-H bond of benzyl (*p*-tolyl)sulfane.^a ^a Reaction conditions: **1** (0.2 mmol), Pd(OAc)₂ (10 mol%, 0.02 mmol), PhI(OAc)₂ (1.5 eq, 0.3 mmol), AgOAc (1.0 eq, 0.2 mmol), DCE/Ac₂O (2 mL), 110 °C, 24 h, in a sealed tube.

Encouraged by the efficient acetoxylation reaction via five-membered palladacycle, we further examined the substrates with longer length tether between sulfur and arene in Scheme 2. The phenethyl sulfides were found to be stable to these oxidative conditions and promoted the reaction in a selective fashion (Scheme 2, **4a-4i**). The presence of electron-donating substituents on the aromatic ring has a positive effect on the reaction, leading to the corresponding acetoxylation products in good yields (Scheme 2, **4b-4d**). When (2-phenylpropyl)(*p*-tolyl)sulfane **3e** was used, the acetoxylation product was isolated in a low yield of 40%, in which the steric effect might be the major reason (Scheme 2, **4e**). Substrates bearing halogen substituents such as fluoro, chloro and bromo were able to undergo the C-H bond acetoxylation reaction in moderate yields, providing a useful routine for further cross-coupling reactions (Scheme 2, **4f-4h**). Moreover, 2-naphthalene derivative occurred smoothly, furnishing the desired product **4i** as the single regioisomer.



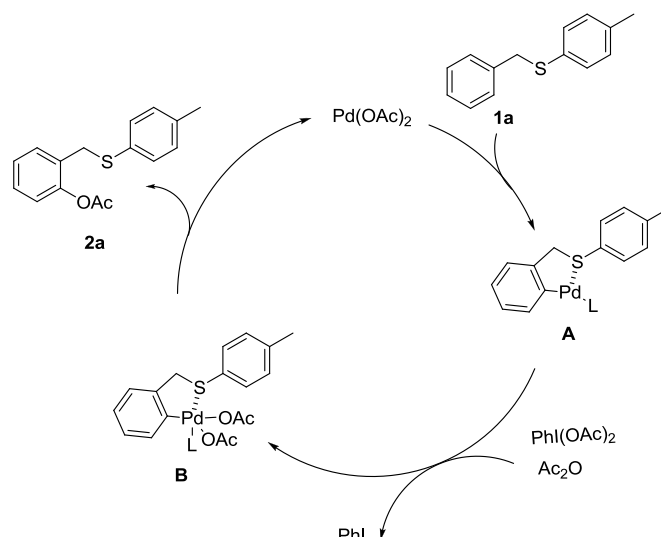
Scheme 2. Thioether-directed acetoxylation of C(sp²)-H bond of phenethyl sulfides.^a Reaction conditions: **3** (0.2 mmol), Pd(OAc)₂ (10 mol%), PhI(OAc)₂ (1.5 eq, 0.3 mmol), AgOAc (1.0 eq, 0.2 mmol), DCE/Ac₂O (2 mL), 110 °C, 24 h, in a sealed tube.

To gain insight into the mechanism, a competition experiment using both electron-rich (**1f**) and electron-deficient (**1i**) thioether was carried out (Scheme 3). It was revealed that the electron-rich substrate (**1f**) proceeded the acetoxylation faster, which was consistent with an electrophilic palladation pathway.



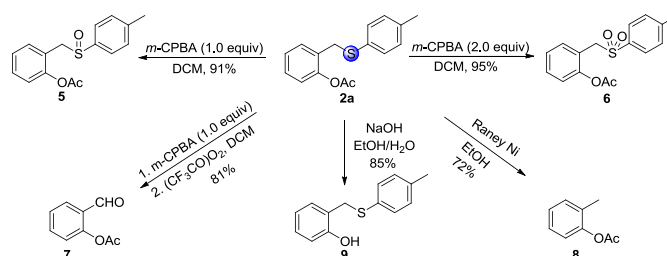
Scheme 3. Competitive Experiment

On the basis of the above results, the catalytic cycle for the chelation-controlled position-selective acetoxylation is proposed via the typical C-H activation pathway as shown in Scheme 4. The initial sulfur assisted *ortho*-palladation leads to the formation of five- or six-membered palladacycle **A**, which is oxidized by PhI(OAc)₂ in the presence of Ac₂O and DCE to generate the Pd(IV) intermediate **B**. The final reductive elimination of intermediate **B** could afford the *ortho*-acetoxyated product **2a** and regenerate the active Pd(II) species. The rate-determining step might be the electrophilic palladation of the arene, which is consistent with the observed poor reactivity of arenes containing electron-withdrawing groups.



Scheme 4. Reaction mechanism.

After developing the directed C-H acetoxylation reaction, we explored further transformations of the model product **2a** (Scheme 5). For example, the oxidation of sulfide **2a** by *m*-CPBA at 0 °C produced the corresponding synthetically useful sulfoxide **5** and sulfone **6** in high yields. The resulting sulfoxide moiety can be almost quantitatively transformed into aldehyde **7** in the presence of acetic anhydride through Pummerer rearrangement. The cleavage of the S-tether was achieved under reductive conditions using Raney Ni, affording the corresponding *o*-tolyl acetate **8** in a 72% yield. Finally, the 2-((*p*-tolylthio)methyl)phenyl acetate **2a** was successfully hydrolyzed by NaOH in EtOH/H₂O to afford the product **9** in 86% yield.



Scheme 5. Transformation of Thioethers

Conclusions

In conclusion, a palladium(II)-catalyzed thioether-directed regioselective acetoxylation of C(sp²)-H bond of arenes is described. The ability of sulfur to direct the *ortho* C-H bond activation with different tether lengths is an important feature of this process. The directing group can be easily removed or converted into a myriad of functionalities, providing new synthetic methods for phenol derivatives. Further exploration of the substrate scope and synthetic utility of these transformations are in progress in our laboratory.

Experimental section

General methods

The materials and solvents were purchased from common commercial sources and used without additional purification, if not otherwise noted. ¹H NMR spectra were recorded at 400 MHz using TMS as internal standard. ¹³C NMR spectra were recorded at 100 MHz using TMS as internal standard. The multiplicities are reported as follows: singlet (s), doublet (d), doublet of doublets (dd), multiplet (m), and broad resonances (br). Mass spectroscopy data were collected on an HRMS-El and HRMS-ESI instrument.

General procedure for the Pd(II)-catalyzed thioether-directed acetoxylation of C(sp²)-H bond of arenes.

A mixture of benzyl sulfide derivative (0.2 mmol), PhI(OAc)₂ (76 mg, 0.3 mmol), Pd(OAc)₂ (4 mg, 10 mol%), AgOAc (33 mg, 0.2 mmol) in 2 mL DCE/Ac₂O (1:1) was stirred at 110 °C for 24 h. Afterward, the reaction mixture was allowed to cool to room temperature and filtered through a pad of celite. The solvent was evaporated under reduced pressure and the residue was subjected to flash column chromatography (silica gel, ethyl acetate / petroleum ether = 1: 10, v/v) to obtain the desired products.

Acknowledgements

Funding from NSFC (No. 21272205, 21472165) and NBRPC (No. 2011CB936003), the Program for Zhejiang Leading Team of S&T Innovation (2011R50007) are acknowledged.

Notes and references

- For selected recent reviews, see: (a) T. W. Lyons and M. S. Sanford, *Chem. Rev.*, 2010, **110**, 1147; (b) D. A. Colby, R. G. Bergman and J. A. Ellman, *Chem. Rev.*, 2010, **110**, 624; (c) L. Ackermann, *Chem. Rev.*, 2011, **111**, 1315; (d) C. S. Yeung and V. M. Dong, *Chem. Rev.*, 2011, **111**, 1215; (e) L. McMurray, F. O'Hara and M. J. Gaunt, *Chem. Soc. Rev.*, 2011, **40**, 1885; (f) S. H. Cho, J. Y. Kim, J. Kwak and S. Chang, *Chem. Soc. Rev.*, 2011, **40**, 5068; (g) K. M. Engle, T.-S. Mei, M. Wasa and J.-Q. Yu, *Acc. Chem. Res.*, 2012, **45**, 788; (h) S. R. Neufeldt and M. S. Sanford, *Acc. Chem. Res.*, 2012, **45**, 936; (i) N. Kuhl, M. N. Hopkinson, J. Wencel-Delord and F. Glorius, *Angew. Chem., Int. Ed.*, 2012, **51**, 10236; (j) B.-J. Li and Z.-J. Shi, *Chem. Soc. Rev.*, 2012, **41**, 5588; (k) J. Wencel-Delord and F. Glorius, *Nature Chem.*, 2013, **5**, 369; (l) Y. Shang, X. Jie, J. Zhou, P. Hu, S. Huang and W. P. Su, *Angew. Chem., Int. Ed.*, 2013, **52**, 1299.
- For selected reviews of C–O formation, see: (a) E. M. Beccalli, G. Broggini, M. Martinelli and S. Sottocornola, *Chem. Rev.*, 2007, **107**, 5318; (b) T. W. Lyons and M. S. Sanford, *Chem. Rev.*, 2010, **110**, 1147.
- For selected Sanford reports on *ortho*-acetoxylation of sp² C–H bonds, see: (a) A. R. Dick, K. L. Hull and M. S. Sanford, *J. Am. Chem. Soc.*, 2004, **126**, 2300; (b) L. V. Desai, K. L. Hull and M. S. Sanford, *J. Am. Chem. Soc.*, 2004, **126**, 9542; (c) D. Kalyani and M. S. Sanford, *Org. Lett.*, 2005, **7**, 4149; (d) S. R. Neufeldt and M. S. Sanford, *Org. Lett.*, 2010, **12**, 532. For mechanistic studies, see: (e) A. R. Dick, J. W. Kampf and M. S. Sanford, *J. Am. Chem. Soc.*, 2005, **127**, 12790; (f) K. L. Hull, E. L. Lanni and M. S. Sanford, *J. Am. Chem. Soc.*, 2006, **128**, 14047; (g) K. L. Hull and M. S. Sanford, *J. Am. Chem. Soc.*, 2009, **131**, 9651; (h) J. M. Racowski, A. R. Dick and M. S. Sanford, *J. Am. Chem. Soc.*, 2009, **131**, 10974; (i) J. M. Racowski, D. B. Nicholas and M. S. Sanford, *J. Am. Chem. Soc.*, 2011, **133**, 18022; (j) D. C. Powers, M. A. L. Geibel, J. E. M. N. Klein and T. Ritter, *J. Am. Chem. Soc.*, 2009, **131**, 17050; (k) K. C. Amanda and M. S. Sanford, *J. Am. Chem. Soc.*, 2015, **137**, 3109.
- (a) X. Chen, X.-S. Hao, C. E. Goodhue and J.-Q. Yu, *J. Am. Chem. Soc.*, 2006, **128**, 6790. For pyridines derivatives: (b) N. Chernyak, A. S. Dudnik, C. Huang and V. Gevorgyan, *J. Am. Chem. Soc.*, 2010, **132**, 8270; (c) C. Huang, N. Chernyak, A. S. Dudnik and V. Gevorgyan, *Adv. Synth. Catal.*, 2011, **353**, 1285; (d) H. Richter, S. Beckendorf and O. G. Mancheño, *Adv. Synth. Catal.*, 2011, **353**, 295.
- L. V. Desai, H. A. Malik and M. S. Sanford, *Org. Lett.*, 2006, **8**, 1141.
- (a) M. R. Yadav, R. Rit and A. Sahoo, *Chem. Eur. J.*, 2012, **18**, 5541; (b) R. Rit, M. R. Yadav and A. Sahoo, *Org. Lett.*, 2014, **16**, 968.
- (a) X. Zheng, B. Song and B. Xu, *Eur. J. Org. Chem.*, 2010, **23**, 4376; (b) S. Gu, C. Chen and W. Chen, *J. Org. Chem.*, 2009, **74**, 7203.
- G.-W. Wang, T.-T. Yuan and X.-L. Wu, *J. Org. Chem.*, 2008, **73**, 4717.
- C. J. Vickers, T.-S. Mei and J.-Q. Yu, *Org. Lett.*, 2010, **12**, 2511.
- L. Y. Chan, X. Meng and S. Kim, *J. Org. Chem.*, 2013, **78**, 8826.
- Selected examples of Pd-catalyzed C(sp³)-H acetoxylation: (a) B. V. S. Reddy, L. R. Reddy and E. J. Corey, *Org. Lett.*, 2006, **8**, 3391; (b) P. Novak, A. Correa, J. G. Donaire and R. Martin, *Angew. Chem., Int. Ed.*, 2011, **50**, 12236; (d) Z. Ren, F. Mo and G. Dong, *J. Am. Chem. Soc.*, 2012, **134**, 16991; (e) R. K. Rit, M. R. Yadav and A. K. Sahoo, *Org. Lett.*, 2012, **14**, 3724; (f) X. Ye, Z. He, T. Ahmed, K. Weise, N. G. Akhmedov, J. L. Petersen and X. Shi, *Chem. Sci.*, 2013, **4**, 3712; (g) L. Zhou and W. Lu, *Org. Lett.*, 2014, **16**, 508; (h) Q. Gou, Z.-F. Zhang, Z.-C. Liu and J. Qin, *J. Org. Chem.*, 2015, **80**, 3176.
- (a) S. G. Murray and F. R. Hartley, *Chem. Rev.*, 1981, **81**, 365; (b) J. Spencer, M. Pfeffer, A. DeCian and J. Fischer, *J. Org. Chem.*, 1995, **60**, 1005; (c) B. Koning, A. Meetsma and R. M. Kellogg, *J. Org. Chem.*, 1998, **63**, 5533; (d) R. B. Bedford, C. S. J. Cazin, M. B. Hursthouse, M. E. Light and V. J. M. Scordia, *Dalton Trans.*, 2004, 3864.
- (a) D. Poirier, S. Auger, Y. Mérand, J. Simard and F. Labrie, *J. Med. Chem.*, 1994, **37**, 1115; (b) R. Cammack, *Nature*, 1999, **397**, 214. (c) H. Greger, T. Pacher, S. Vajrodaya, M. Bacher and O. Hofer, *J. Nat. Prod.*, 2000, **63**, 616; (d) F. Wang, W.-G. Wang, X.-J. Wang, H.-Y. Wang, C.-H. Tung and L.-Z. Wu, *Angew. Chem., Int. Ed.*, 2011, **50**, 3193.
- The thioether and sulfoxide group directed C–H functionalization reaction : (a) M. Yu, Y. Xie, C. Xie and Y. Zhang, *Org. Lett.*, 2012, **14**, 2164; (b) J. Yao, M. Yu and Y. Zhang, *Adv. Synth. Catal.*, 2012, **354**, 3205; (c) B. Wang, C. Shen, J. Yao, H. Yin and Y. Zhang, *Org. Lett.*, 2014, **16**, 46; (d) X.-S. Zhang, Q.-L. Zhu, Y.-F. Zhang, Y.-B. Li and Z.-J. Shi, *Chem. Eur. J.*, 2013, **19**, 11898; (e) T. Wesch, A. Berthelot-Bréhler, F. R. Leroux and F. Colobert, *Org. Lett.*, 2013, **15**, 2490; (f) K. Nobushige, K. Hirano, T. Satoh and M. Miura, *Org. Lett.*, 2014, **16**, 1188; (g) T. Wesch, F. R. Leroux and F. Colobert, *Adv. Synth. Catal.*, 2013, **355**, 2139; (h) R. Samanta and A. P. Antonchick, *Angew. Chem., Int. Ed.* 2011, **50**, 5217; (i) B. Xu, W. Liu and C. Kuang, *Eur. J. Org. Chem.*, 2014, 2576; (j) Y. Unoh, K. Hirano, T. Satoh and M. Miura, *Org. Lett.*, 2015, **17**, 704; (k) X.-S. Zhang, Y.-F. Zhang, K. Chen and Z.-J. Shi, *Org. Chem. Front.*, 2014, **1**, 1096; (l) C. K. Hazra, Q. Dherbassy, J. W.-Delord and F. Colobert, *Angew. Chem., Int. Ed.*, 2014, **53**, 13871.