
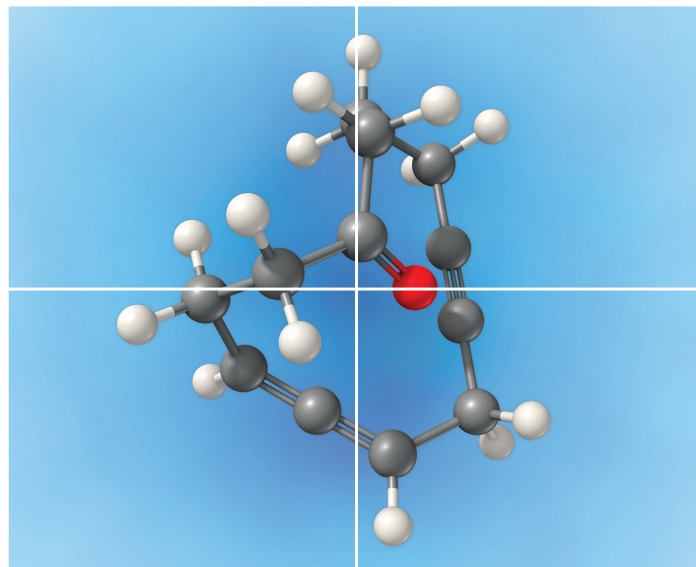


ORGANIC CHEMISTRY

FRONTIERS

Accepted Manuscript



This is an *Accepted Manuscript*, which has been through the Royal Society of Chemistry peer review process and has been accepted for publication.

Accepted Manuscripts are published online shortly after acceptance, before technical editing, formatting and proof reading. Using this free service, authors can make their results available to the community, in citable form, before we publish the edited article. We will replace this *Accepted Manuscript* with the edited and formatted *Advance Article* as soon as it is available.

You can find more information about *Accepted Manuscripts* in the [Information for Authors](#).

Please note that technical editing may introduce minor changes to the text and/or graphics, which may alter content. The journal's standard [Terms & Conditions](#) and the [Ethical guidelines](#) still apply. In no event shall the Royal Society of Chemistry be held responsible for any errors or omissions in this *Accepted Manuscript* or any consequences arising from the use of any information it contains.

Synthesis and Reactivity of Bis(2,2,2-trifluoroethyl)cyclopropane-1,1-dicarboxylates

Received 00th January 20xx,
Accepted 00th January 20xx

Erin L. Armstrong^a and Michael A. Kerr^{a*}

DOI: 10.1039/x0xx00000x

www.rsc.org/

Diazo-bis-222-trifluoroethylmalonate was treated with a variety of alkenes under the influence of rhodium catalysis to yield the corresponding bis(2,2,2-trifluoroethyl)cyclopropane-1,1-dicarboxylates in good yields. These donor-acceptor cyclopropanes were found to have greatly enhanced electrophilicity in reactions with indole.

The use of donor-acceptor cyclopropanes as synthetic starting materials has seen a surge in popularity in recent years.¹ Aside from interesting and useful methodologies, they have played integral roles in the total synthesis of complex natural products.² Research into expanding the possibilities of donor-acceptor reactivity has typically been focused on 1) altering the donor group on the cyclopropane, 2) altering the catalysts (usually but not always Lewis acids) or 3) using unusual (i.e. hyperbaric) reaction conditions³ (Figure 1). Less work has been done which investigates changes to the acceptor group, which is normally a single carbonyl or geminal dicarbonyl moiety.

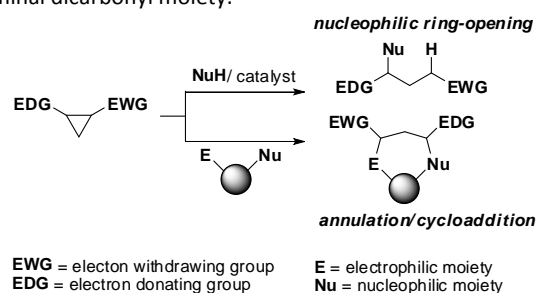
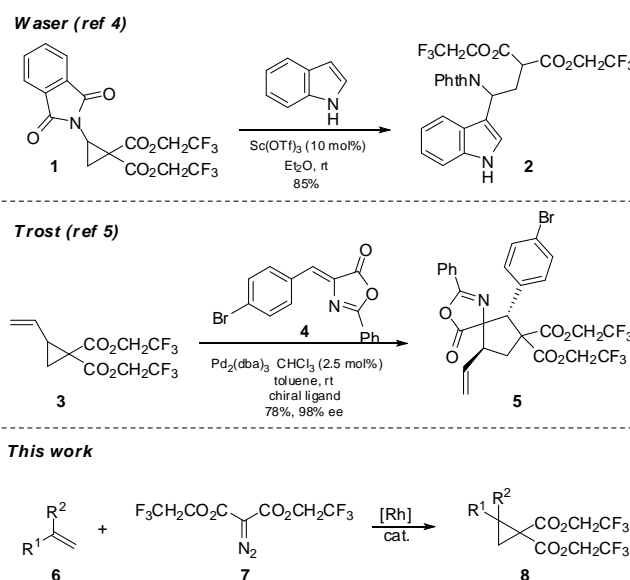


Figure 1: The reactivity of donor-acceptor cyclopropanes

During efforts to promote a stubbornly sluggish annulation reaction we became aware of the reports by Waser⁴ and Trost⁵ in which a cyclopropane equipped with a geminal bis(2,2,2-trifluoroethyl) dicarboxylate moiety was used in place of the more common bisdialkylidicarbonylate groups, in order to improve reactivity and

yields (Scheme 1). The Waser work used Lewis acid activation to promote nucleophilic additions by indoles to an imido substituted cyclopropane **1** to give adducts **2** whereas the Trost chemistry involved π -allyl chemistry of a vinyl cyclopropane **3** and subsequent formal cycloadditions of compounds such as **4** to yield adducts **5**. To our knowledge these are the only examples of cyclopropanes used in synthesis which are equipped with such electron withdrawing groups. The cyclopropanes in the Waser and Trost work were very specific in nature (phthalimido or vinyl substituted); however for our purposes we required cyclopropanes with a more general substitution. To our knowledge, a general preparation of this class of cyclopropanes has not been reported and so we have investigated the synthesis and reactivity of a variety of cyclopropanes such as **8** using a rhodium carbenoid insertion of diazomalones **7** to alkenes. We report the results of this research herein.

Scheme 1: The prior use of fluoroester-substituted donor-acceptor cyclopropanes.



^a University of Western Ontario, Department of Chemistry, London, Ontario, Canada N6A 5B7

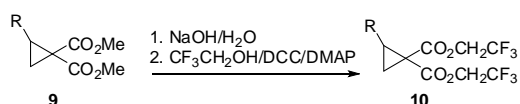
^b E-mail: makerr@uwo.ca

Electronic Supplementary Information (ESI) available: Experimental procedures and spectra for characterization. See DOI: 10.1039/x0xx00000x

COMMUNICATION

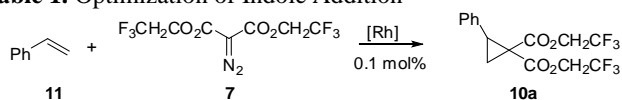
Journal Name

Initially we felt that the most direct synthesis of the target cyclopropanes **10** would be a saponification of the methyl ester derivatives **9** followed by a simple reesterification with trifluoroethanol. While this certainly worked, the reaction sequence was plagued by poor recovery of the diacid in the saponification step and purification issues during the reesterification step when using coupling reagents. At this time we turned our attention to the use of carbenoid insertion using fluorinated diazomalonnate precursors. It should be noted that Waser also employed this strategy for the synthesis of **1** with the more reactive phthalimidoalkenes.



Our study commenced with a brief survey of common rhodium catalysts using styrene **11** as a test substrate. The commonly used $\text{Rh}_2(\text{OAc})_4$ ⁶ produced a trace amount of product **10a** while $\text{Rh}_2(\text{TFA})_4$ ⁷ as the catalyst resulted in decomposition of the starting materials. It was quickly determined that $\text{Rh}_2(\text{esp})_2$ ⁸ was an excellent catalyst for the desired transformation, producing the target compound in 94% yield. Davies $\text{Rh}_2(\text{S-DOSP})_4$ ⁹ catalyst was used with an eye toward enantioselection, however the chemical yields were so low that the enantioselectivity was a moot point.

Table 1. Optimization of Indole Addition

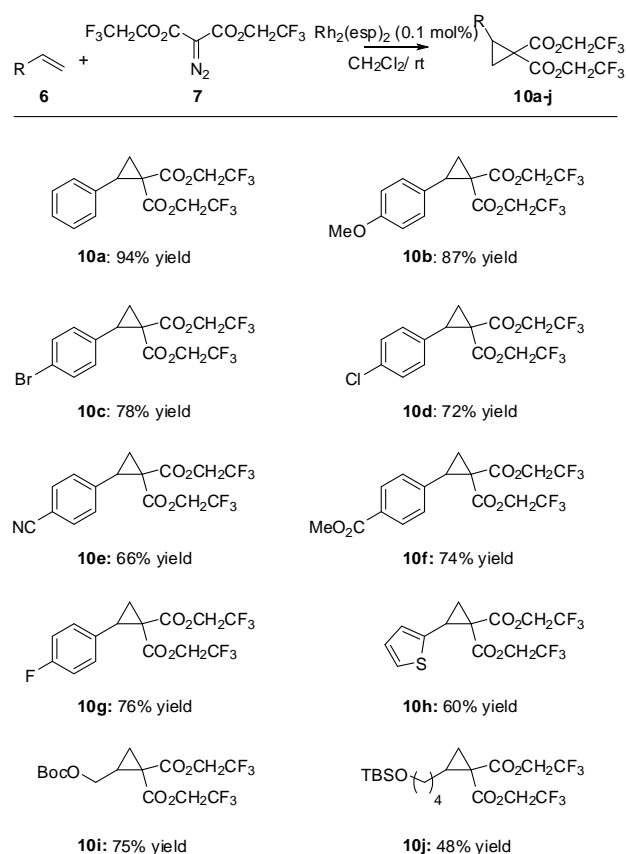


Entry	Rh cat ^a	Time (h)	Yield (%)
1	$\text{Rh}_2(\text{OAc})_4$	48 h	trace
2	$\text{Rh}_2(\text{TFA})_4$	24 h	decomposition
3	$\text{Rh}_2(\text{S-DOSP})_4$	48 h	33%
4	$\text{Rh}_2(\text{esp})_2$	5 h	94%

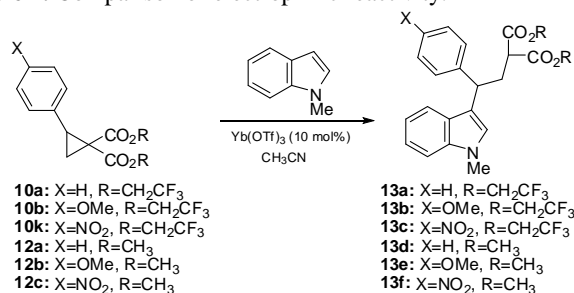
^a reactions were performed by adding the diazomalonnate to a solution of styrene and the catalyst in CH_2Cl_2 at 0°C . The ice bath was removed and the mixture was allowed to stir for the indicated time.

With suitable conditions in hand, we turned our attention to an evaluation of the substrate scope (Scheme 2). All of the styrenes surveyed produced the expected cyclopropanes **10** in good to excellent yields. Although a rigorous study was not done, it appears that the more electron poor styrenes (giving adducts **10c-g**) give reduced yields (perhaps not unexpectedly due to the electrophilic nature of the rhodium carbenoid). Simple terminal alkenes produced adducts **10i** and **10j** in good to acceptable yields.

Scheme 2: Substrate scope.



Some years ago we reported the first examples of the nucleophilic ring-opening of cyclopropanes by indoles.¹⁰ This has proven to be a reliable reaction¹¹ and we have found this to be a good way to evaluate the electrophilicity of donor-acceptor cyclopropanes. To this end, we subjected several of the geminal fluoroester substituted cyclopropanes from Scheme 2 as well as the corresponding methyl ester counterparts to the reaction with *N*-methylindole under our previously reported conditions of 10% $\text{Yb}(\text{OTf})_3$ in acetonitrile (Table 2). All of the cyclopropanes produced the expected adducts in good to excellent yields however the reaction times indicate a greatly enhanced reactivity of the fluorinated substrates. In the case of the parent phenyl cyclopropane **10a**, the reaction time at room temperature was reduced from 48 hours to 90 minutes. The substrate bearing the activating methoxy group gave similar yields in both cases with the fluorinated esters resulting in a threefold reduction in reaction time. The yields were the same within experimental error. In the case of the nitrophenyl analogs **10k** and **12c**,¹² expected to be significantly deactivated, the reaction time under refluxing conditions was reduced from 4 hours to 90 minutes. While not an extensive study, it is clear that the electrophilic nature of this class of donor-acceptor cyclopropanes is greatly enhanced by turning to a trifluoroethyl ester in place of a simple alkyl ester.

Table 2. Comparison of electrophilic reactivity.

Entry	Cyclopropane	Temp	Time	Yield (%)
1	10a	rt	1.5 h	94
2	10b	rt	50 min	74
3	10k	reflux	1.5 h	72
4	12a	rt	48 h	96(borsm)
5	12b	rt	3 h	70
6	12c	reflux	4 h	71

Conclusions

In conclusion, we have reported a simple synthesis of a useful addition to the donor-acceptor cyclopropane family of compounds. Rhodium catalyzed carbenoid insertion of fluorinated diazomalonates to simple alkenes provides a simple preparation of these products. Their enhanced reactivity as electrophiles has been demonstrated by their reaction with indoles under Lewis acid conditions. An exploration of further reactivity into heretofore unsuccessful cycloadditions is currently underway.

Acknowledgements

We thank the Natural Sciences and Engineering Research Council of Canada for generous funding of this research. We are grateful to Mr. Doug Hairsine of the Western University Mass Spectrometry facility for performing MS analyses.

Notes and references

- ¹ (a) Schneider, T. F.; Kaschel, J.; Werz, D. B. *Angew. Chem. Ed.* **2014**, *53*, 5504. (b) Cavitt, M. A.; Phun, L. H.; France, S. *Chem. Soc. Rev.* **2014**, *43*, 804. (c) Lebold, T. P.; Kerr, M. A. *Pure Appl. Chem.* **2010**, *82*, 1797. (d) Rubin, M.; Rubina, M.; Gevorgyan, V. *Chem. Rev.* **2007**, *107*, 3117. (e) Yu, M.; Pagenkopf, B. L. *Tetrahedron* **2005**, *61*, 321. (f) Reissig, H.-U.; Zimmer, R. *Chem. Rev.* **2003**, *103*, 1151. (g) Wong, H. N. C.;

Hon, M. Y.; Tse, C. W.; Yip, Y. C.; Tanko, J.; Hudlicky, T. *Chem. Rev.* **1989**, *89*, 165. (h) Danishefsky, S. *Acc. Chem. Res.* **1979**, *12*, 66.

² (a) Tang, P.; Qin, Y. *Synthesis* **2012**, *44*, 2969. (b) Karadeolian, A.; Kerr, M. A. *J. Org. Chem.* **2010**, *75*, 1256. (c) Carson, C. A.; Kerr, M. A. *Chem. Soc. Rev.* **2009**, *38*, 3051.

³ For recent reviews in hyperbaric chemistry see (a) Benito-Lopez, F.; Egberink, R. J. M.; Reinhoudt, D. N.; Verboom, W. *Tetrahedron*, **2008**, *64*, 10023. (b) Matsumoto, K.; Hamana, H.; Iida, H. *Helv. Chim. Acta.* **2005**, 2033. For cycloadditions using hyperbaric chemistry see (c) Zhu, J.; Ganton, M. D.; Kerr, M. A.; Workentin, M. S. *J. Am. Chem. Soc.* **2007**, *129*, 4904. (d) Kinsman, A. C.; Kerr, M. A. *Org. Lett.* **2000**, *2*, 3517. (e) Barrett, I. C.; Kerr, M. A. *Tetrahedron Lett.* **1999**, *40*, 2439.

⁴ de Nanteuil, F.; Loup, J.; Waser, J. *Org. Lett.* **2013**, *15*, 3738.

⁵ Trost, B. M.; Morris, P. J.; *Angew. Chem. Int. Ed.* **2011**, *50*, 6167.

⁶ Doyle, M. P. *Chem. Rev.* **1986**, *86*, 919.

⁷ Doyle, M. P.; Colman, M. R.; Chinn, M. S. *Inorg. Chem.* **1984**, *23*, 3684.

⁸ Espino, C. G.; Fiori, K. W.; Kim, M.; Du Bois J. *J. Am. Chem. Soc.* **2004**, *126*, 15378.

⁹ Bruzinshi, P. R.; Lake, D. H.; Kong, N.; Fall, M. J.; Davies, H. M. L. *J. Am. Chem. Soc.* **1996**, *118*, 6897.

¹⁰ (a) Emmett, M. R.; Kerr, M. A. *Org. Lett.* **2011**, *13*, 4180. (b) England, D.; Kuss, T.; Keddy, R.; Kerr, M. *J. Org. Chem.* **2001**, *66*, 4704. (c) Kerr, M.; Keddy, R. *Tetrahedron Lett.* **1999**, *40*, 5671. (d) Harrington, P. E.; Kerr, M. A. *Tetrahedron Lett.* **1997**, *38*, 5949.

¹¹ (a) Talukdar, R.; Tiwari, D. P.; Saha, A.; Ghorai, M. K. *Org. Lett.* **2014**, *16*, 3954.

(b) Dulin, C.; Murphy, K.; Nolin, K. *Tetrahedron Lett.* **2014**, *55*, 5280. (c) Zhu, J.; Liang, Y.; Wang, L.; Zheng, Z.; Houk, K. N.; Tang, Y. *J. Am. Chem. Soc.* **2014**, *136*, 6900. (d) Wales, S.; Walker, M.; Johnson, J. *Org. Lett.* **2013**, *15*, 2558. (e) Xiong, H.; Xu, H.; Liao, S.; Xie, Z.; Tang, Y. *J. Am. Chem. Soc.* **2013**, *135*, 7851. (f) De Simone, F.; Waser, J. *Chimia*. **2012**, *66*, 233. (g) De Simone, F.; Saget, T.; Benfatti, F.; Almeida, S.; Waser, J. *J. Chem. Eur. J.* **2011**, *17*, 14527. (h) Bajtos, B.; Yu, M.; Zhao, H.; Pagenkopf, B. *J. Am. Chem. Soc.* **2007**, *129*, 9631. (i) Venkatesh, C.; Singh, P.; Ila, H.; Junjappa, H. *Eur. J. Org. Chem.* **2006**, 5378.

¹² These cyclopropanes were prepared by an alternative method as described in the Supporting Information. The carbenoid insertion protocol was ineffective in this instance.