

ORGANIC CHEMISTRY

FRONTIERS

Accepted Manuscript



This is an *Accepted Manuscript*, which has been through the Royal Society of Chemistry peer review process and has been accepted for publication.

Accepted Manuscripts are published online shortly after acceptance, before technical editing, formatting and proof reading. Using this free service, authors can make their results available to the community, in citable form, before we publish the edited article. We will replace this *Accepted Manuscript* with the edited and formatted *Advance Article* as soon as it is available.

You can find more information about *Accepted Manuscripts* in the [Information for Authors](#).

Please note that technical editing may introduce minor changes to the text and/or graphics, which may alter content. The journal's standard [Terms & Conditions](#) and the [Ethical guidelines](#) still apply. In no event shall the Royal Society of Chemistry be held responsible for any errors or omissions in this *Accepted Manuscript* or any consequences arising from the use of any information it contains.



Copper-Catalyzed Multi-Component Synthesis of Acrylamidines and Benzoimidazoles

Jinjin Wang, Ping Lu* and Yanguang Wang*

Received 00th January 20xx,
Accepted 00th January 20xx

DOI: 10.1039/x0xx00000x

www.rsc.org/

Acrylamidines were synthesized via the copper-catalyzed three-component reaction of propargyl acetates, sulfonyl azides and amines, which are readily accessible materials. The synthesized *N,N'*-bis(aryl)amidines could be converted into 2-styrylbenzoimidazoles by the iodobenzene-catalyzed oxidative C-H amination using mCPBA as terminal oxidant.

Introduction

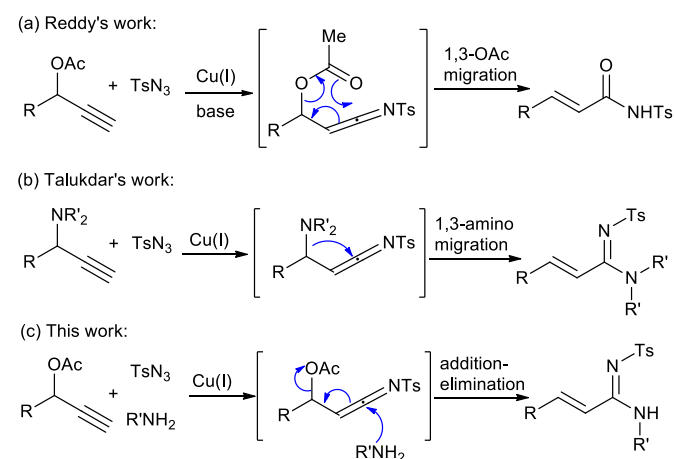
Since the breakthrough in the generation of ketenimines via the copper-catalyzed azide-alkyne cycloaddition (CuAAC)¹, the chemistry of ketenimines has emerged as a powerful tool in the synthesis of diverse nitrogen containing cyclic and acyclic motifs of biological and pharmaceutical interest². Chang,³ our group,⁴ and others⁵ have reported a number of elegant works that involve the transformation of ketenimines generated *in situ* by CuAAC route. Most recently, Reddy and coworkers developed a Cu-catalyzed conversion of propargyl acetates to α,β -unsaturated amides via the CuAAC process and the 1,3-migration of acetyl group ([3,3]-sigmatropic rearrangement) (Scheme 1a).⁶ Similarly, Talukdar's group⁷ converted propargyl amines to α,β -unsaturated amidines through 1,3-amino group

migration of the *in situ* generated ketenimine intermediate (Scheme 1b). Encouraged by these results and in continuation of our interest in ketenimine chemistry, we herein report a three-component synthesis of acrylamidines via the Cu(I)-catalyzed reaction of readily accessible propargyl acetates, sulfonyl azides and amines, involving a formation of ketenimine and a nucleophilic addition-elimination process (Scheme 1c). The synthesized acrylamidines, i.e., α,β -unsaturated amidines, is an important class of nitrogen-containing compounds due to their synthetic applications.⁸

Results and discussion

Initially, we selected tosyl azide (**1a**), 1-phenylprop-2-ynyl acetate (**2a**) and aniline (**1c**) as the model substrates to test the feasibility of this transformation. When the reaction was performed in the presence of 10 mol % copper (I) bromide using K₂CO₃ as the base in acetonitrile at room temperature for 1 hour, α,β -unsaturated amidine **4a** was isolated in 60% yield (Table 1, entry 1). The addition of 4Å MS in the reaction system improved the yield to 76% (Table 1, entry 2). Shortening the reaction time led to a decrease in the yield of **4a** (Table 1, entry 3), while the formation of **4a** was not favoured when the reaction was performed for additional reaction time (Table 1, entry 4). Increasing the amount of aniline improved the yield to 85% (Table 1, entry 5). Changing the catalyst (Table 1, entries 6-8), base (Table 1, entries 9-11) or solvent (Table 1, entries 12-15) led to decreases in the yield of **4a**. The reaction proceeded at 0 °C for 3 hours and furnished **4a** with only 45% yield (Table 1, entry 16). Raising the reaction temperature to 50 °C also led to a decrease in the yield (Table 1, entry 17).

To establish the scope of methodology, the optimized conditions were applied to a wide range of substrates. As shown in Table 2, *p*-methylbenzenesulfonyl, phenylsulfonyl and *p*-methoxybenzenesulfonyl azides (**1a-1c**) gave the desired products **4a-4c** with satisfactory yields (Table 2, entries 1-3), whereas (naphthalen-2-ylsulfonyl, 4-(acetylamino)-



Scheme 1 Previous works and our design.

Department of Chemistry, Zhejiang University, Hangzhou 310027, P. R. China

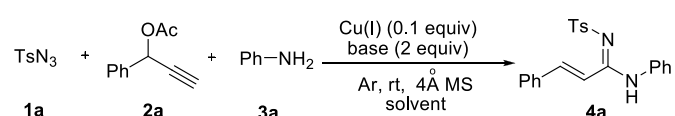
* Footnotes relating to the title and/or authors should appear here.

Electronic Supplementary Information (ESI) available: [details of any supplementary information available should be included here]. See

DOI: 10.1039/x0xx00000x

benzenesulfonyl, 4-nitrobenzenesulfonyl, 4-florobenzene-sulfonyl and methylsulfonyl azides (**1d-1h**) yielded in the corresponding products **4d-4h** in much lower yields (Table 2, entries 4-8). When the R² group on propargyl acetates **2** was 4-methoxyphenyl (**2b**), 4-methylphenyl (**2c**), styryl (**2d**), and 2-furanyl (**2e**), the corresponding products **4i-4l** were isolated in 54%-67% yields (Table 2, entries 9-12). In the case where R² was 4-nitrophenyl (**2f**), a lower yield (43%) of **4m** was obtained (Table 2, entry 13). The substituted anilines were also examined for their reaction with **1a** and **2a** under the standard conditions. 4-Methylaniline (**3b**), 4-methoxyaniline (**3c**), and 2-methylaniline (**3d**) gave the corresponding products **4n-4p** in good to excellent yields (Table 2, entries 14-16), whereas 4-chloroaniline (**3e**) furnished the desired product **4q** in poor yield due to the electron-withdrawing property of chlorine atom (Table 2, entry 17).

Table 1. Screening of the reaction conditions^a

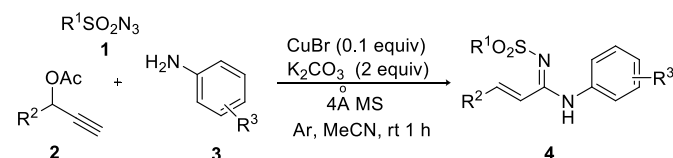


entry	catalyst	base	3a (equiv)	solvent	time (h) ^c	Yield (%) ^d
1	CuBr	K ₂ CO ₃	1	MeCN	1	60 ^b
2	CuBr	K ₂ CO ₃	1	MeCN	1	76
3	CuBr	K ₂ CO ₃	1	MeCN	0.5	57
4	CuBr	K ₂ CO ₃	1	MeCN	1.5	75
5	CuBr	K ₂ CO ₃	2	MeCN	1	85
6	CuI	K ₂ CO ₃	2	MeCN	1	71
7	CuCl	K ₂ CO ₃	2	MeCN	1	38
8	CuOTf	K ₂ CO ₃	2	MeCN	1	56
9	CuBr	Cs ₂ CO ₃	2	MeCN	1	40
10	CuBr	pyridine	2	MeCN	1	46
11	CuBr	NEt ₃	2	MeCN	1	42
12	CuBr	K ₂ CO ₃	2	THF	1	42
13	CuBr	K ₂ CO ₃	2	DMF	1	47
14	CuBr	K ₂ CO ₃	2	PhMe	1	23
15	CuBr	K ₂ CO ₃	2	DCE	1	46
16	CuBr	K ₂ CO ₃	2	MeCN	3	45 ^e
17	CuBr	K ₂ CO ₃	2	MeCN	1	49 ^f

^a Reaction conditions: **1a** (0.5 mmol), **2a** (0.5 mmol), Cu salt (0.05 mmol), 4 Å MS (100 mg), base (1.0 mmol), solvent (2 mL), room temperature; ^b Without 4 Å MS; ^c Reaction time was determined by TLC; ^d Isolated yield; ^e The reaction was carried out at 0 °C; ^f The reaction was carried out at 50 °C.

As a synthetic application of our methodology, we converted the synthesized *N,N'*-bis(aryl)amidines **4a-4h** (Table 3, entries 1-8) and **4n-4p** (Table 3, entries 9-11) into 2-styrylbenzimidazoles **5a-5k** by the iodobenzene-catalyzed oxidative C-H amination in the presence of mCPBA as a terminal oxidant at room temperature (Table 3).⁹ The reaction is general although the target products were obtained in lower yields in most cases. Taking into consideration of the great importance of benzimidazoles in medicine chemistry¹⁰ and organic materials,¹¹ our two-step approach provided a new strategy to construct 2-styrylbenzimidazoles.

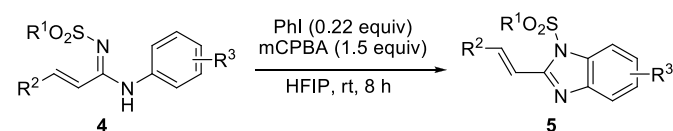
Table 2. Substrate scope of azides^a



entry	1 (R ¹)	2 (R ²)	3 (R ³)	4/yield (%) ^b
1	1a (4-MeC ₆ H ₄)	2a	3a (H)	4a / 88
2	1b (Ph)	2a	3a	4b / 67
3	1c (4-MeOC ₆ H ₄)	2a	3a	4c / 97
4	1d (2-naphthanenyl)	2a	3a	4d / 34
5	1e (4-AcNHC ₆ H ₄)	2a	3a	4e / 43
6	1f (4-NO ₂ C ₆ H ₄)	2a	3a	4f / 26
7	1g (4-FC ₆ H ₄)	2a	3a	4g / 39
8	1h (Me)	2a	3a	4h / 39
9	1a	2b (4-MeOC ₆ H ₄)	3a	4i / 60
10	1a	2c (4-MeC ₆ H ₄)	3a	4j / 67
11	1a	2d (PhCH=CH)	3a	4k / 63
12	1a	2e (2-furanyl)	3a	4l / 54
13	1a	2f (4-NO ₂ C ₆ H ₄)	3a	4m / 43
14	1a	2a	3b (4-Me)	4n / 95
15	1a	2a	3c (4-MeO)	4o / 88
16	1a	2a	3d (2-Me)	4p / 84
17	1a	2a	3e (4-Cl)	4q / 20

^a Reaction conditions: **1** (0.5 mmol), **2a** (0.5 mmol), **3a** (1 mmol), CuBr (0.05 mmol), 4 Å MS (100 mg), acetonitrile (2 mL), Ar, room temperature, 1 h. ^b Product yields are given for compounds isolated after purification from a silica gel column.

Table 3. Preparation of benzimidazoles^a



entry	4 (R ¹ /R ² /R ³)	5/ yield (%) ^b
1	4a (4-MeC ₆ H ₄ /Ph/H)	5a / 64
2	4b (Ph/Ph/H)	5b / 44
3	4c (4-MeOC ₆ H ₄ /Ph/H)	5c / 45
4	4d (2-naphthanenyl/Ph/H)	5d / 44
5	4h (Me/Ph/H)	5e / 25
6	4f (4-NO ₂ C ₆ H ₄ /Ph/H)	5f / 22
7	4g (4-FC ₆ H ₄ /Ph/H)	5g / 41
8	4e (4-AcNHC ₆ H ₄ /Ph/H)	5h / 29
9	4o (4-MeC ₆ H ₄ /Ph/4-MeO)	5i / 30
10	4n (4-MeC ₆ H ₄ /Ph/4-Me)	5j / 36
11	4p (4-MeC ₆ H ₄ /Ph/2-Me)	5k / 30

^a Reaction conditions: **4** (0.2 mmol), PhI (5 μL), mCPBA (0.3 mmol), HFIP (0.4 mL), room temperature, 8 h. ^b Product yields are given for compounds isolated after purification from a silica gel column.

Conclusions

We developed a copper-catalyzed three-component synthesis of α,β -unsaturated amidines from propargyl acetates, sulfonyl azides and amines, which are readily accessible materials. The reaction proceeded through a cascade process involving ketenimine formation via copper-catalyzed alkyne-azide cycloaddition, nucleophilic addition of amine to ketenimine, and elimination of acetate. Furthermore, the synthesized *N,N'*-bis(aryl)amidines could be converted into 2-styrylbenzimidazoles by the iodobenzene-catalyzed oxidative C-H amination using mCPBA as terminal oxidant.

Experimental section

General methods

Infrared spectra were obtained on a FTIR spectrometer. ^1H NMR spectra were recorded on 400 MHz spectrometer, referred to the internal solvent signals (0 for TMS in CDCl_3 or 2.5 for the residue of DMSO). The following abbreviations were used to describe peak patterns where appropriate: b = broad, s = singlet, d = doublet, t = triplet, q = quartet, m = multiplet. Coupling constants were reported in Hertz (Hz). ^{13}C NMR were recorded on 100 MHz spectrometer, referred to the internal solvent signals (77.27 for CDCl_3 or 40.0 for $\text{DMSO}-d_6$). High resolution mass spectra (HRMS) were performed on an electron ionization time-of-flight (EI-TOF) mass spectrometer. Matrix-Assisted Laser Desorption/ Ionization Time of Flight Mass Spectrometry (MALDITOF-MS) were experienced with Bruker's ultrafleXtreme. Melting points were uncorrected and measured with a micro melting point apparatus.

General procedure for the synthesis of (*E*)-acrylimidamide **4**

To a solution of K_2CO_3 (1.0 mmol), 4Å MS (100 mg) and CuBr (0.05 mmol) in MeCN (0.5 mL) protected by Argon was added sulfonyl azide **1** (0.5 mmol) in MeCN (0.5 mL), 2-yn-1-yl acetate **2** (0.5 mmol) in MeCN (0.5 mL) and aniline **3** (0.5 mmol) in MeCN (0.5 mL) in turns via syringe, and the mixture was reacted at room temperature for 1 h. After filtrated, the reaction mixture was then diluted with CH_2Cl_2 (10 mL), washed with water and brine, dried over anhydrous Na_2SO_4 , and evaporated in vacuum. The residue was subject to silica gel column chromatography with EA/Pet (1:3, v/v) as eluent to give pure product **4**.

(*E*)-*N*-Phenyl-*N'*-tosylcinnamimidamide (**4a**)

A yellow powder (166 mg, 88%); m.p. 170.0-171.6 °C; ^1H NMR (400 MHz, CDCl_3) δ 10.14 (b, 1H), 7.93 (d, J = 8.4 Hz, 2H), 7.85 (d, J = 15.6 Hz, 1H), 7.42 (dd, J_1 = 7.6 Hz, J_2 = 7.2 Hz, 2H), 7.37 - 7.27 (m, 8H), 7.19 (d, J = 7.6 Hz, 2H), 6.51 (d, J = 11.2 Hz, 1H), 2.43 (s, 3H); ^{13}C NMR (100 MHz, CDCl_3) δ 160.2, 144.7, 143.1, 140.0, 136.6, 134.7, 130.7, 129.8, 129.7, 129.1, 128.5, 127.8, 126.7,

117.8, 21.8; IR (neat) ν 3298, 3060, 3021, 1635, 1561, 1519, 1445, 1389, 1350, 1276, 1142, 1089, 758, 691 cm^{-1} ; HRMS (EI) calcd for Chemical Formula: $\text{C}_{22}\text{H}_{20}\text{N}_2\text{O}_2\text{S}$, 376.1245; found, 376.1241.

(*E*)-*N*-Phenyl-*N'*-(phenylsulfonyl)cinnamimidamide (**4b**)

A yellow powder (121 mg, 67%); m.p. 164.1-165.3 °C; ^1H NMR (400 MHz, CDCl_3) δ 10.16 (b, 1H), 8.05 (d, J = 8.4 Hz, 2H), 7.87 (d, J = 15.2 Hz, 1H), 7.59 - 7.50 (m, 3H), 7.43 (dd, J_1 = 8.0 Hz, J_2 = 7.2 Hz, 2H), 7.37 - 7.29 (m, 6H), 7.19 (d, J = 7.2 Hz, 2H), 6.51 (b, 1H); ^{13}C NMR (100 MHz, CDCl_3) δ 160.4, 142.8, 136.5, 134.6, 132.5, 130.8, 129.9, 129.1, 129.1, 128.6, 127.9, 126.6, 126.1, 117.7; IR (neat) ν 3299, 33048, 3026, 1635, 1561, 1518, 1445, 1397, 1346, 1277, 1143, 1089, 754, 689 cm^{-1} ; HRMS (EI) calcd for $\text{C}_{21}\text{H}_{18}\text{N}_2\text{O}_2\text{S}$, 362.1089; found, 362.1084.

(*E*)-*N'*-((4-methoxyphenyl)sulfonyl)-*N*-phenyl cinnamimidamide (**4c**)

A yellow powder (191 mg, 97%); m.p. 146.2-47.5 °C; ^1H NMR (400 MHz, CDCl_3) δ 10.11 (b, 1H), 7.98 (d, J = 8.8 Hz, 2H), 7.83 (d, J = 15.2 Hz, 1H), 7.42 (dd, J_1 = 7.6 Hz, J_2 = 7.2 Hz, 2H), 7.36 - 7.28 (m, 6H), 7.19 (d, J = 6.8 Hz, 2H), 6.98 (d, J = 9.2 Hz, 2H), 6.52 (b, 1H), 3.86 (s, 3H); ^{13}C NMR (100 MHz, CDCl_3) δ 162.8, 160.0, 144.5, 136.7, 134.8, 134.7, 130.7, 129.8, 129.1, 128.7, 128.5, 127.8, 126.0, 117.8, 114.2, 55.8; IR (neat) ν 3293, 3060, 2944, 2837, 1650, 1596, 1562, 1519, 1497, 1444, 1257, 1141, 1090, 1026, 805, 759, 692 cm^{-1} ; HRMS (EI) calcd for $\text{C}_{22}\text{H}_{20}\text{N}_2\text{O}_3\text{S}$, 392.1195; found, 392.1190.

(*E*)-*N'*-(Naphthalen-1-ylsulfonyl)-*N*-phenylcinnamimidamide (**4d**)

A light yellow powder (71 mg, 34%); m.p. 167.0-168.2 °C; ^1H NMR (400 MHz, CDCl_3) δ 10.23 (b, 1H), 8.59 (s, 1H), 8.05 (dd, J_1 = 8.4 Hz, J_2 = 1.6 Hz, 1H), 7.98 (d, J = 8.4 Hz, 2H), 7.92 - 7.85 (m, 2H), 7.64 - 7.57 (m, 2H), 7.43 (dd, J_1 = J_2 = 7.6 Hz, 2H), 7.36 - 7.28 (m, 6H), 7.21 (d, J = 7.2 Hz, 2H), 6.53 (b, 1H); ^{13}C NMR (100 MHz, CDCl_3) δ 160.4, 139.7, 136.5, 135.0, 134.6, 132.4, 130.8, 129.9, 129.6, 129.4, 129.1, 128.7, 128.6, 128.1, 127.9, 127.5, 127.3, 126.1, 122.7, 117.7; IR (neat) ν 3289, 3054, 1635, 1563, 1520, 1445, 1382, 1348, 1278, 1143, 1124, 1073, 756, 690 cm^{-1} ; HRMS (EI) calcd for $\text{C}_{25}\text{H}_{20}\text{N}_2\text{O}_2\text{S}$, 412.1245; found, 412.1252.

N-(4-((*E*)-*N*-((*E*)-3-Phenyl-1-(phenylamino)allylidene)sulfamoyl)phenyl)acetamide (**4e**)

A yellow powder (90 mg, 43%); m.p. 172.2-173.5 °C; ^1H NMR (400 MHz, CDCl_3) δ 10.10 (b, 1H), 8.01 (s, 1H), 7.93 (d, J = 8.8 Hz, 2H), 7.82 (d, J = 14.8 Hz, 1H), 7.67 (d, J = 7.6 Hz, 2H), 7.42 (dd, J_1 = 7.2 Hz, J_2 = 8.0 Hz, 2H), 7.36 - 7.28 (m, 6H), 7.17 (d, J = 5.2 Hz, 2H), 6.50 (b, 1H), 2.20 (s, 3H); ^{13}C NMR (100 MHz, CDCl_3) δ 169.2, 160.4, 145.0, 142.0, 137.4, 136.4, 134.5, 130.8, 129.9, 129.1, 128.6, 128.0, 127.7, 126.1, 119.6, 117.6, 24.9; IR (neat) ν 3315, 3048, 2920, 1676, 1635, 1593, 1519, 1446, 1400, 1315, 1262, 1141, 1091, 754 cm^{-1} ; HRMS (EI) calcd for $\text{C}_{23}\text{H}_{21}\text{N}_3\text{O}_3\text{S}$, 419.1304; found, 419.1305.

(E)-N'-((4-Nitrophenyl)sulfonyl)-N-phenylcinnamimidamide (4f)

A white powder (53 mg, 26%); m.p. 148.8-149.6 °C; ¹H NMR (400 MHz, CDCl₃) δ 10.15 (b, 1H), 8.37 (d, *J* = 8.8 Hz, 2H), 8.23 (d, *J* = 8.8 Hz, 2H), 7.87 (d, *J* = 13.6 Hz, 1H), 7.47 (dd, *J*₁ = *J*₂ = 7.6 Hz, 2H), 7.42 - 7.32 (m, 6H), 7.22 (d, *J* = 7.2 Hz, 2H), 6.52 (b, 1H); ¹³C NMR (100 MHz, CDCl₃) δ 161.1, 150.0, 148.5, 146.1, 136.1, 134.3, 131.2, 130.0, 129.2, 128.7, 128.4, 127.9, 126.2, 124.4, 117.0; IR (neat) ν 3319, 3024, 1635, 1521, 1447, 1348, 1262, 1145, 1092, 745, 680 cm⁻¹; MALDITOF-MS (DHB) calcd for C₂₁H₁₈N₃O₄S [M+H]⁺, 408.102; found, 408.101.

(E)-N'-((4-Fluorophenyl)sulfonyl)-N-phenylcinnamimidamide (4g)

A yellow powder (74 mg, 39%); m.p. 162.6-163.5 °C; ¹H NMR (400 MHz, CDCl₃) δ 10.12 (b, 1H), 8.07 - 8.04 (m, 2H), 7.85 (d, *J* = 14.4 Hz, 1H), 7.44 (dd, *J*₁ = 7.2 Hz, *J*₂ = 8.0 Hz, 2H), 7.36 - 7.30 (m, 6H), 7.21 - 7.17 (m, 4H), 6.53 (b, 1H); ¹³C NMR (100 MHz, CDCl₃) δ 165.1 (d, *J*_{C-F} = 252 Hz), 160.4, 145.1, 139.0 (d, *J*_{C-F} = 3.1 Hz), 136.4, 134.6, 130.9, 129.9, 129.3 (d, *J*_{C-F} = 9.2 Hz), 129.2, 128.6, 128.0, 126.1, 117.6, 116.2 (d, *J*_{C-F} = 22.4 Hz); IR (neat) ν 3424, 2997, 2911, 1636, 1518, 1494, 1445, 1281, 1146, 1092, 1028, 953, 762, 696 cm⁻¹; HRMS (EI) calcd for C₂₁H₁₇FN₂O₂S, 380.0995; found, 380.0994.

(E)-N'-(Methylsulfonyl)-N-phenylcinnamimidamide (4h)

A yellow oil (59 mg, 39%); ¹H NMR (400 MHz, CDCl₃) δ 9.86 (b, 1H), 7.85 (d, *J* = 11.2 Hz, 1H), 7.45 - 7.39 (m, 4H), 7.38 - 7.31 (m, 4H), 7.22 (d, *J* = 5.2 Hz, 2H), 6.55 (b, 1H), 3.16 (s, 3H); ¹³C NMR (100 MHz, CDCl₃) δ 160.2, 144.3, 136.5, 134.6, 130.7, 129.8, 129.2, 128.5, 127.8, 125.9, 117.8, 42.9; IR (neat) ν 3290, 3057, 3024, 2929, 1637, 1577, 1525, 1445, 1275, 1124, 1028, 969, 791, 758, 692 cm⁻¹; HRMS (EI) calcd for C₁₆H₁₆N₂O₂S, 300.0932; found, 300.0933

(1E,2E)-3-(4-Methoxyphenyl)-N-phenyl-N'-tosylacrylimidamide (4i)

A yellow powder (123 mg, 60%); m.p. 174.8176.2 °C; ¹H NMR (400 MHz, CDCl₃) δ 10.08 (b, 1H), 7.92 (d, *J* = 8.4 Hz, 2H), 7.82 (d, *J* = 15.2 Hz, 1H), 7.42 (dd, *J*₁ = *J*₂ = 7.6 Hz, 2H), 7.36 - 7.30 (m, 5H), 7.18 (d, *J* = 7.6 Hz, 2H), 6.83 (d, *J* = 8.8 Hz, 2H), 6.38 (d, *J* = 14.0 Hz, 1H), 3.80 (s, 3H), 2.42 (s, 3H); ¹³C NMR (100 MHz, CDCl₃) δ 161.8, 160.6, 143.0, 140.1, 136.8, 130.4, 129.8, 129.6, 127.7, 127.5, 126.6, 126.1, 115.1, 114.6, 55.6, 21.8; IR (neat) ν 3304, 3060, 2965, 2929, 2834, 1633, 1601, 1558, 1510, 1444, 1254, 1174, 1141, 1090, 1029, 825, 757, 691 cm⁻¹; HRMS (EI) calcd for C₂₃H₂₂N₂O₃S, 406.1351; found, 406.1350.

(1E,2E)-N-Phenyl-3-(p-tolyl)-N'-tosylacrylimidamide (4j)

A yellow powder (131 mg, 67%); m.p. 166.7-168.0 °C; ¹H NMR (400 MHz, CDCl₃) δ 10.11 (b, 1H), 7.92 (d, *J* = 8.4 Hz, 2H), 7.83 (d, *J* = 15.2 Hz, 1H), 7.42 (dd, *J*₁ = *J*₂ = 7.6 Hz, 2H), 7.35 (d, *J* = 7.2 Hz, 1H), 7.31 (d, *J* = 8.0 Hz, 2H), 7.25 (d, *J* = 6.4 Hz, 2H), 7.18 (d, *J* = 7.6 Hz, 2H), 7.12 (d, *J* = 6.4 Hz, 2H), 6.47 (b, 1H), 2.42 (s, 3H), 2.33 (s, 3H); ¹³C NMR (100 MHz, CDCl₃) δ 160.5, 144.9, 143.1, 141.3, 140.0, 136.7, 132.0, 129.9, 129.8, 129.7, 128.6,

127.8, 126.7, 126.1, 116.6, 21.8, 21.7; IR (neat) ν 3300 3054, 2920, 1634, 1599, 1561, 1520, 1444, 1275, 1142, 1089, 810, 757 cm⁻¹; HRMS (EI) calcd for C₂₃H₂₂N₂O₂S, 390.1402; found, 390.1402.

(1E,2E,4E)-N,5-Diphenyl-N'-tosylpenta-2,4-dienimidamide (4k)

A yellow powder (127 mg, 63%); m.p. 170.6-172.2 °C; ¹H NMR (400 MHz, CDCl₃) δ 10.03 (b, 1H), 7.91 (d, *J* = 8.0 Hz, 2H), 7.63 (dd, *J*₁ = 12.4 Hz, *J*₂ = 13.2 Hz, 1H), 7.43 - 7.38 (m, 4H), 7.35 - 7.28 (m, 6H), 7.16 (d, *J* = 7.6 Hz, 2H), 6.89 (d, *J* = 15.6 Hz, 1H), 6.73 (dd, *J*₁ = 15.6 Hz, *J*₂ = 11.2 Hz, 1H), 6.07 (b, 1H), 2.42 (s, 3H); ¹³C NMR (100 MHz, CDCl₃) δ 160.3, 145.1, 143.0, 141.6, 140.1, 136.7, 136.1, 130.0, 129.6, 129.5, 129.0, 127.8, 127.5, 126.6, 126.2, 120.8, 21.8; IR (neat) ν 3297, 3059, 3021, 1622, 1557, 1444, 1386, 1352, 1276, 1142, 1090, 996, 748, 691 cm⁻¹; HRMS (EI) calcd for C₂₄H₂₂N₂O₂S, 402.1402; found, 402.1406.

(1E,2E)-3-(Furan-2-yl)-N-phenyl-N'-tosylacrylimidamide (4l)

A yellow powder (98 mg, 54%); m.p. 120.5-121.4 °C; ¹H NMR (400 MHz, CDCl₃) δ 10.09 (b, 1H), 7.91 (d, *J* = 8.0 Hz, 2H), 7.64 (d, *J* = 16.8 Hz, 1H), 7.45 - 7.29 (m, 6H), 7.17 (d, *J* = 7.6 Hz, 2H), 6.58 (d, *J* = 3.6 Hz, 1H), 6.43 - 6.37 (m, 2H), 2.42 (s, 3H); ¹³C NMR (100 MHz, CDCl₃) δ 160.2, 151.3, 145.4, 143.1, 140.1, 136.6, 131.1, 129.8, 129.6, 127.9, 126.6, 126.2, 116.3, 115.1, 112.8, 21.8; IR (neat) ν 3286, 2956, 2923, 2851, 1733, 1635, 1571, 1515, 1444, 1378, 1276, 1142, 1090, 1017, 744 cm⁻¹; HRMS (EI) calcd for C₂₀H₁₈N₂O₃S, 366.1038; found, 366.1039.

(1E,2E)-3-(4-Nitrophenyl)-N-phenyl-N'-tosylacrylimidamide (4m)

A yellow powder (91 mg, 43%); m.p. 222.4-223.2 °C; ¹H NMR (400 MHz, CDCl₃) δ 10.22 (b, 1H), 8.17 (d, *J* = 8.8 Hz, 2H), 7.93 (d, *J* = 8.4 Hz, 2H), 7.84 (d, *J* = 14.4 Hz, 1H), 7.50 - 7.44 (m, 4H), 7.39 (dd, *J*₁ = 7.6 Hz, *J*₂ = 6.8 Hz, 1H), 7.33 (d, *J* = 8.4 Hz, 2H), 7.19 (d, *J* = 6.8, 2H), 6.61 (d, *J* = 14.4 Hz, 1H), 2.44 (s, 3H); ¹³C NMR (100 MHz, CDCl₃) δ 159.0, 148.6, 143.5, 141.4, 140.7, 139.5, 136.3, 130.0, 129.8, 129.0, 128.3, 126.7, 126.1, 124.4, 122.1, 21.8; IR (neat) ν 3289, 1599, 1560, 1519, 1445, 1343, 1276, 1143, 1089, 758, 692 cm⁻¹; HRMS (EI) calcd for C₂₂H₁₉N₃O₄S, 421.1096; found, 421.1088.

(E)-N-(p-Tolyl)-N'-tosylcinnamimidamide (4n)

A yellow powder (185 mg, 95%); m.p. 169.4-170.7 °C; ¹H NMR (400 MHz, CDCl₃) δ 10.08 (b, 1H), 7.92 (d, *J* = 8.4 Hz, 2H), 7.85 (d, *J* = 15.2 Hz, 1H), 7.37 - 7.30 (m, 7H), 7.21 (d, *J* = 8.4 Hz, 2H), 7.05 (d, *J* = 8.4 Hz, 2H), 6.49 (d, *J* = 14.0 Hz, 1H), 2.42 (s, 3H), 2.39 (s, 3H); ¹³C NMR (100 MHz, CDCl₃) δ 160.3, 144.7, 143.1, 140.0, 134.7, 133.9, 130.6, 130.4, 129.6, 129.1, 128.5, 127.3, 126.6, 126.0, 117.8, 21.8, 21.3; IR (neat) ν 3298, 3021, 2920, 2858, 1745, 1640, 1557, 1510, 1449, 1407, 1275, 1139, 1088, 815, 760, 694 cm⁻¹; HRMS (EI) calcd for C₂₃H₂₂N₂O₂S, 390.1402; found, 390.1405.

(E)-N-(4-Methoxyphenyl)-N'-tosylcinnamimidamide (4o)

A light yellow powder (178 mg, 88%); m.p. 150.3-151.5 °C; ¹H NMR (400 MHz, CDCl₃) δ 10.01 (b, 1H), 7.93 (d, *J* = 8.0 Hz, 2H),

7.85 (d, $J = 15.2$ Hz, 1H), 7.36 - 7.30 (m, 7H), 7.09 (d, $J = 8.0$ Hz, 2H), 6.93 (d, $J = 8.8$ Hz, 2H), 6.43 (d, $J = 15.2$ Hz, 1H), 3.85 (s, 3H), 2.43 (s, 3H); ^{13}C NMR (100 MHz, CDCl_3) δ 160.6, 159.3, 144.7, 143.1, 140.1, 134.7, 130.6, 129.6, 129.2, 129.1, 128.5, 127.9, 126.6, 117.6, 115.0, 55.8, 21.8; IR (neat) ν 3298, 3021, 2926, 2828, 1636, 1557, 1509, 1449, 1250, 1138, 1088, 1031, 808, 760, 694 cm^{-1} ; HRMS (EI) calcd for $\text{C}_{23}\text{H}_{22}\text{N}_2\text{O}_3\text{S}$, 406.1351; found, 406.1353.

(E)-N-(o-Tolyl)-N'-tosylcinnamimidamide (4p)

A light yellow powder (163 mg, 84%); m.p. 113.6-114.8 °C; ^1H NMR (400 MHz, CDCl_3) δ 9.96 (b, 1H), 7.94 (d, $J = 8.0$ Hz, 2H), 7.90 (d, $J = 15.2$ Hz, 1H), 7.35 - 7.29 (m, 9H), 7.27 - 7.23 (m, 1H), 7.12 (d, $J = 7.2$ Hz, 1H), 6.33 (d, $J = 15.2$ Hz, 1H), 2.43 (s, 3H), 2.24 (s, 3H); ^{13}C NMR (100 MHz, CDCl_3) δ 160.6, 145.0, 143.1, 140.0, 135.2, 134.8, 134.7, 131.6, 130.8, 129.7, 129.1, 128.6, 128.6, 127.6, 127.3, 126.7, 117.3, 21.8, 18.2; IR (neat) ν 3271, 3060, 3021, 1637, 1557, 1449, 1386, 1275, 1138, 1084, 758, 694 cm^{-1} ; HRMS (EI) calcd for $\text{C}_{23}\text{H}_{22}\text{N}_2\text{O}_2\text{S}$, 390.1402; found, 390.1408.

(E)-N-(m-Tolyl)-N'-tosylcinnamimidamide (4q)

A light yellow powder (98 mg, 84%); m.p. 186.7-187.7 °C; ^1H NMR (400 MHz, CDCl_3) δ 10.11 (b, 1H), 7.92 (d, $J = 8.4$ Hz, 2H), 7.85 (d, $J = 14.8$ Hz, 1H), 7.37 - 7.28 (m, 8H), 7.16 (d, $J = 7.6$ Hz, 1H), 7.00 - 6.96 (m, 2H), 6.52 (d, $J = 13.6$ Hz, 1H), 2.43 (s, 3H), 2.38 (s, 3H); ^{13}C NMR (100 MHz, CDCl_3) δ 160.2, 144.6, 143.1, 140.1, 140.0, 136.5, 134.7, 130.7, 129.7, 129.6, 129.1, 128.7, 128.6, 126.7, 123.2, 117.9, 21.8, 21.6; IR (neat) ν 3291, 2920, 1637, 1563, 1525, 1486, 1447, 1276, 1143, 1087, 811, 781, 760 cm^{-1} ; HRMS (EI) calcd for $\text{C}_{23}\text{H}_{22}\text{N}_2\text{O}_2\text{S}$, 390.1402; found, 390.1399.

(E)-N-(4-Chlorophenyl)-N'-tosylcinnamimidamide (4r)

A white powder (42 mg, 20%); m.p. 193.1-193.8 °C; ^1H NMR (400 MHz, CDCl_3) δ 10.06 (b, 1H), 7.91 (d, $J = 8.0$ Hz, 2H), 7.83 (d, $J = 14.4$ Hz, 1H), 7.40 - 7.30 (m, 9H), 7.14 (d, $J = 7.6$ Hz, 2H), 6.48 (b, 1H), 2.43 (s, 3H); ^{13}C NMR (100 MHz, CDCl_3) δ 160.0, 143.3, 139.8, 135.2, 134.5, 130.9, 130.0, 129.7, 129.2, 128.6, 127.2, 126.7, 117.4, 100.2, 21.8; IR (neat) ν 3295, 2975, 1635, 1513, 1491, 1401, 1273, 1143, 1088, 688 cm^{-1} ; HRMS (EI) calcd for $\text{C}_{22}\text{H}_{19}\text{ClN}_2\text{O}_2\text{S}$, 410.0856; found, 410.0851.

General procedure for the synthesis of (E)-2-vinyl-1-sulfonyl-1H-benzo[d]imidazole (5)

The mixture of (E)-acrylimidamide **4** (0.2 mmol), PhI (5.0 μL) and m-CPBA (0.3 mmol) in HFIP (0.4 mL) was stirred at room temperature for 8 h, and then subjected to silica gel column chromatography with EA/Pet (1:4, v/v) as eluent to give pure product **5**.

(E)-2-Styryl-1-tosyl-1H-benzo[d]imidazole (5a)

A fresh solid (48 mg, 64%); m.p. 152.1-153.5 °C; ^1H NMR (400 MHz, CDCl_3) δ 8.11 - 8.06 (m, 1H), 7.92 (s, 2H), 7.78 (d, $J = 8.4$ Hz, 2H), 7.70 - 7.66 (m, 3H), 7.46 - 7.33 (m, 5H), 7.22 (d, $J = 8.4$ Hz, 2H), 2.34 (s, 3H); ^{13}C NMR (100 MHz, CDCl_3) δ 151.4, 146.2, 142.9, 140.1, 136.0, 135.5, 133.4, 130.4, 129.9, 129.2, 128.0, 127.1, 125.5, 125.3,

120.1, 114.6, 114.2, 21.9; IR (neat) ν 3099, 3050, 3018, 2923, 2852, 1625, 1396, 1512, 1448, 1378, 1344, 1200, 1167, 1121, 1089, 1050, 811, 764, 670 cm^{-1} ; HRMS (EI) calcd for $\text{C}_{22}\text{H}_{18}\text{N}_2\text{O}_2\text{S}$, 374.1089; found, 374.1086.

(E)-1-(Phenylsulfonyl)-2-styryl-1H-benzo[d]imidazole (5b)

A yellow oil (32 mg, 44%); ^1H NMR (400 MHz, CDCl_3) δ 8.11 - 8.07 (m, 1H), 7.93 - 7.89 (m, 4H), 7.72 - 7.66 (m, 3H), 7.57 (dd, $J_1 = J_2 = 7.6$ Hz, 1H), 7.47 - 7.43 (m, 4H), 7.41 - 7.34 (m, 3H); ^{13}C NMR (100 MHz, CDCl_3) δ 151.4, 142.9, 140.2, 138.5, 136.0, 134.8, 133.4, 129.9, 129.8, 129.2, 128.0, 127.0, 125.6, 125.4, 120.2, 114.5, 114.2; IR (neat) ν 3057, 3021, 1625, 1513, 1379, 1344, 1201, 1167, 1088, 1049, 749, 723, 684, 649 cm^{-1} ; HRMS (EI) calcd for $\text{C}_{21}\text{H}_{16}\text{N}_2\text{O}_2\text{S}$, 360.0932; found, 360.0931.

(E)-1-((4-Methoxyphenyl)sulfonyl)-2-styryl-1H-benzo[d]imidazole (5c)

A pink oil (36 mg, 45%); ^1H NMR (400 MHz, CDCl_3) δ 8.09 - 8.07 (m, 1H), 7.93 (d, $J = 2.4$ Hz, 2H), 7.84 (d, $J = 9.2$ Hz, 2H), 7.70 - 7.66 (m, 3H), 7.46 - 7.33 (m, 5H), 6.87 (d, $J = 8.8$ Hz, 2H), 3.78 (s, 3H); ^{13}C NMR (100 MHz, CDCl_3) δ 164.6, 151.4, 142.9, 140.0, 136.0, 133.4, 129.9, 129.8, 129.4, 129.2, 128.0, 125.5, 125.3, 120.1, 115.0, 114.7, 114.2, 56.0; IR (neat) ν 3060, 3025, 1593, 1497, 1448, 1377, 1343, 1266, 1201, 1164, 1090, 1050, 745, 674 cm^{-1} ; HRMS (EI) calcd for $\text{C}_{22}\text{H}_{18}\text{N}_2\text{O}_3\text{S}$, 390.1038; found, 390.1035.

(E)-1-(naphthalen-2-ylsulfonyl)-2-styryl-1H-benzo[d]imidazole (5d)

A yellow oil (36 mg, 44%); ^1H NMR (400 MHz, CDCl_3) δ 8.55 (d, $J = 1.6$ Hz, 1H), 8.16 - 8.13 (m, 1H), 8.04 - 7.89 (m, 3H), 7.84 (dd, $J_1 = 7.2$, $J_2 = 10.4$ Hz, 2H), 7.46 (dd, $J_1 = 8.8$, $J_2 = 2.0$ Hz, 1H), 7.69 - 7.56 (m, 5H), 7.48 - 7.34 (m, 5H); ^{13}C NMR (100 MHz, CDCl_3) δ 151.4, 142.9, 140.3, 136.0, 135.7, 135.2, 133.4, 132.0, 130.4, 130.1, 129.9, 129.8, 129.2, 129.1, 128.3, 128.2, 128.0, 125.6, 125.4, 121.3, 120.2, 114.7, 114.2; IR (neat) ν 3057, 3027, 2920, 2852, 1625, 1512, 1448, 1380, 1345, 1231, 1199, 1167, 1072, 1050, 857, 811, 746, 662 cm^{-1} ; HRMS (EI) calcd for $\text{C}_{25}\text{H}_{18}\text{N}_2\text{O}_2\text{S}$, 410.1089; found, 410.1086.

(E)-1-(methylsulfonyl)-2-styryl-1H-benzo[d]imidazole (5e)

A yellow solid (15 mg, 25%); m.p. 192.4 - 193.4 °C; ^1H NMR (400 MHz, CDCl_3) δ 8.03 (d, $J = 16.0$ Hz, 1H), 7.95 - 7.93 (m, 1H), 7.80 - 7.74 (m, 2H), 7.66 - 7.64 (m, 2H), 7.45 - 7.36 (m, 5H), 3.24 (s, 3H); ^{13}C NMR (100 MHz, CDCl_3) δ 151.2, 142.9, 140.8, 135.8, 133.3, 130.0, 129.2, 128.1, 125.8, 125.5, 120.4, 113.9, 113.7, 42.6; IR (neat) ν 2923, 2846, 1626, 1513, 1172, 1233, 1200, 1163, 1144, 1054, 964, 764, 739, 696 cm^{-1} ; HRMS (EI) calcd for $\text{C}_{16}\text{H}_{14}\text{N}_2\text{O}_2\text{S}$, 298.0776; found, 298.0780.

(E)-1-((4-Nitrophenyl)sulfonyl)-2-styryl-1H-benzo[d]imidazole (5f)

A yellow oil (18 mg, 22%); ^1H NMR (400 MHz, CDCl_3) δ 8.27 (d, $J = 9.2$ Hz, 2H), 8.16 - 8.03 (m, 3H), 7.97 - 7.85 (m, 2H), 7.72 - 7.66 (m, 3H), 7.49 - 7.37 (m, 5H); ^{13}C NMR (100 MHz, CDCl_3) δ 151.3, 151.3, 143.5, 143.1, 141.2, 135.6, 132.9, 130.3, 129.3, 128.4, 128.1, 126.3, 125.9, 125.1, 120.6, 114.0, 113.8; IR (neat) ν 3099, 2923, 2846, 1730, 1625, 1533, 1387, 1346, 1231, 1200, 1167, 1087, 1048, 854, 759, 680 cm^{-1} ; HRMS (EI) calcd for $\text{C}_{21}\text{H}_{15}\text{N}_3\text{O}_4\text{S}$, 405.0783; found, 405.0780.

(E)-1-((4-Fluorophenyl)sulfonyl)-2-styryl-1H-benzo[d]imidazole (5g)

A yellow oil (31 mg, 41%); ^1H NMR (400 MHz, CDCl_3) δ 8.09 - 8.04 (m, 1H), 7.96 - 7.88 (m, 4H), 7.71 - 7.66 (m, 3H), 7.47 - 7.35 (m, 5H), 7.14 - 7.08 (m, 2H); ^{13}C NMR (100 MHz, CDCl_3) δ 166.3 (d, $J_{\text{C-F}} = 257.2$ Hz), 151.3, 143.0, 140.5, 135.9, 134.4 (d, $J_{\text{C-F}} = 3.4$ Hz), 133.2, 130.0, 129.9, 129.3, 128.0, 125.8, 125.5, 120.3, 117.4, 117.2, 114.2 (d, $J_{\text{C-F}} = 21.6$ Hz); IR (neat) ν 3102, 3066, 3027, 2923, 2855, 1626, 1590, 1514, 1493, 1449, 1382, 1344, 1242, 1200, 1087, 1049, 836, 750, 675 cm^{-1} ; HRMS (EI) calcd for $\text{C}_{21}\text{H}_{15}\text{FN}_2\text{O}_2\text{S}$, 378.0838; found, 378.0836.

(E)-N-(4-((2-Styryl-1H-benzo[d]imidazol-1-yl)sulfonyl)phenyl)acetamide (5h)

A yellow solid (24 mg, 29%); m.p. 106.1-107.2 $^\circ\text{C}$; ^1H NMR (400 MHz, CDCl_3) δ 8.08 - 8.06 (m, 1H), 7.91 (s, 2H), 7.84 (d, $J = 8.8$ Hz, 2H), 7.70 - 7.63 (m, 3H), 7.59 (d, $J = 8.8$ Hz, 2H), 7.46 - 7.34 (m, 6H), 2.15 (s, 3H); ^{13}C NMR (100 MHz, CDCl_3) δ 168.7, 151.4, 143.7, 142.9, 140.2, 136.0, 133.3, 132.8, 129.9, 129.2, 128.6, 128.0, 125.6, 125.4, 120.2, 119.6, 114.6, 114.2, 25.0; IR (neat) ν 3316, 3101, 2293, 1697, 1589, 1531, 1376, 1313, 1263, 1230, 1166, 1084, 1046 cm^{-1} ; HRMS (EI) calcd for $\text{C}_{23}\text{H}_{19}\text{N}_3\text{O}_3\text{S}$, 417.1147; found, 417.1142.

(E)-6-Methoxy-2-styryl-1-tosyl-1H-benzo[d]imidazole (5i)

A yellow solid (24 mg, 30%); m.p. 132.6 - 133.6 $^\circ\text{C}$; ^1H NMR (400 MHz, CDCl_3) δ 7.90 - 7.80 (m, 2H), 7.77 (d, $J = 8.4$ Hz, 2H), 7.65 - 7.61 (m, 3H), 7.56 (d, $J = 8.8$ Hz, 1H), 7.45 - 7.36 (m, 3H), 7.23 (d, $J = 8.0$ Hz, 2H), 7.97 (dd, $J_1 = 2.4$, $J_2 = 8.8$ Hz, 1H), 3.92 (s, 3H), 2.35 (s, 3H); ^{13}C NMR (100 MHz, CDCl_3) δ 158.3, 150.4, 146.2, 138.8, 137.2, 136.2, 135.6, 134.3, 130.4, 129.6, 129.2, 127.9, 127.0, 120.5, 114.8, 114.2, 98.5, 56.3, 21.9; IR (neat) ν 3024, 2917, 2846, 1736, 1625, 1596, 1510, 1447, 1378, 1021, 1170, 1089, 1045, 812, 753, 668 cm^{-1} ; HRMS (EI) calcd for $\text{C}_{23}\text{H}_{20}\text{N}_2\text{O}_3\text{S}$, 404.1195; found, 404.1198.

(E)-6-Methyl-2-styryl-1-tosyl-1H-benzo[d]imidazole (5j)

A yellow solid (28 mg, 36%); m.p. 183.2-184.7 $^\circ\text{C}$; ^1H NMR (400 MHz, CDCl_3) δ 7.88 (d, $J = 3.0$ Hz, 3H), 7.77 (d, $J = 8.4$ Hz, 2H), 7.66 - 7.64 (m, 2H), 7.56 (d, $J = 8.4$ Hz, 1H), 7.46 - 7.42 (m, 2H), 7.40 - 7.38 (m, 1H), 7.23 (d, $J = 8.0$ Hz, 2H), 7.57 (dd, $J_1 = 1.2$, $J_2 = 8.4$ Hz, 1H), 2.52 (s, 3H), 2.34 (s, 3H); ^{13}C NMR (100 MHz, CDCl_3) δ 150.8, 146.1, 141.0, 139.5, 136.1, 135.7, 133.6, 130.4, 129.7, 129.2, 128.4, 127.9, 127.0, 127.0, 119.6, 114.8, 114.2, 22.4, 21.9; IR (neat) ν 3390, 3063, 2920, 2846, 1739, 1623, 1593, 1447, 1378, 1200, 1170, 1147, 1089, 1043, 812, 748 cm^{-1} ; HRMS (EI) calcd for $\text{C}_{23}\text{H}_{20}\text{N}_2\text{O}_2\text{S}$, 388.1245; found, 388.1245.

(E)-4-Methyl-2-styryl-1-tosyl-1H-benzo[d]imidazole (5k)

A flesh solid (23 mg, 30%); m.p. 165.3-166.3 $^\circ\text{C}$; ^1H NMR (400 MHz, CDCl_3) δ 7.93 (s, 2H), 7.90 (d, $J = 8.0$ Hz, 1H), 7.77 (d, $J = 8.4$ Hz, 2H), 7.69 - 7.66 (m, 2H), 7.46 - 7.37 (m, 3H), 7.24 - 7.20 (m, 3H), 7.15 (d, $J = 7.6$ Hz, 1H), 2.63 (s, 3H), 2.33 (s, 3H); ^{13}C NMR (100 MHz, CDCl_3) δ 150.6, 146.0, 142.2, 139.7, 136.2, 135.6, 133.1, 130.4, 129.7, 129.2, 128.4, 128.0, 127.1, 126.0, 125.2, 115.0, 111.6, 21.9, 16.8; IR (neat) ν 3060, 3027, 2923, 2852, 1636, 1597, 1512, 1447, 1376, 1344, 1200, 1176, 1101, 1016, 972, 814, 759 cm^{-1} ; HRMS (EI) calcd for $\text{C}_{23}\text{H}_{20}\text{N}_2\text{O}_2\text{S}$, 388.1245; found, 388.1249.

Acknowledgements

The authors thank the National Natural Science Foundation of China (Nos. 21272204) for financial support.

Notes and references

- (a) I. Bae, H. Han and S. Chang, *J. Am. Chem. Soc.*, 2005, **127**, 2038; (b) S. H. Cho, E. J. Yoo, I. Bae and S. Chang, *J. Am. Chem. Soc.*, 2005, **127**, 16046.
- For leading reviews on ketenimine chemistry, see: (a) P. Lu and Y.-G. Wang, *Chem. Soc. Rev.*, 2012, **41**, 5687; (b) S. H. Kim, S. H. Park, J. H. Choi and S. Chang, *Chem.-Asian J.*, 2011, **6**, 2618; (c) P. Lu and Y.-G. Wang, *Synlett*, 2010, **2**, 165; (d) E. J. Yoo and S. Chang, *Curr. Org. Chem.*, 2009, **13**, 1766.
- For selected examples, see: (a) E. J. Yoo, S. H. Park, S. H. Lee and S. Chang, *Org. Lett.*, 2009, **11**, 1155; (b) S. H. Cho and S. Chang, *Angew. Chem., Int. Ed.*, 2008, **47**, 2836; (c) E. J. Yoo, M. Ahlquist, I. Bae, K. B. Sharpless, V. V. Fokin and S. Chang, *J. Org. Chem.*, 2008, **73**, 5520; (d) S. H. Kim, D. Y. Jung and S. Chang, *J. Org. Chem.*, 2007, **72**, 9769; (e) E. J. Yoo, M. Ahlquist, S. H. Kim, I. Bae, V. V. Fokin, K. B. Sharpless and S. Chang, *Angew. Chem., Int. Ed.*, 2007, **46**, 1730.
- For selected examples, see: (a) Y. P. Xing, B. Y. Cheng, J. Wang, P. Lu and Y. G. Wang, *Org. Lett.*, 2014, **16**, 4814; (b) L. Sun, Y. Zhu, P. Lu and Y. G. Wang, *Org. Lett.*, 2013, **15**, 5894; (c) J. J. Wang, J. Wang, P. Lu and Y. G. Wang, *J. Org. Chem.*, 2013, **78**, 8816; (d) Y. Xing, H. Zhao, Q. Shang, J. Wang, P. Lu and Y. G. Wang, *Org. Lett.*, 2013, **15**, 2668; (e) Z. Jiang, P. Lu and Y. G. Wang, *Org. Lett.*, 2012, **14**, 6266; (f) J. Wang, J. J. Wang, Y. X. Zhu, P. Lu and Y. G. Wang, *Chem. Commun.*, 2011, **47**, 3275; (g) W. Z. Song, W. Lu, J. Wang, P. Lu and Y. G. Wang, *J. Org. Chem.*, 2010, **75**, 3481; (h) S. L. Cui, J. Wang and Y. G. Wang, *Org. Lett.*, 2007, **9**, 5023.
- For selected examples, see: (a) S. Li, Y. Luo and J. Wu, *Org. Lett.*, 2011, **13**, 4312; (b) Z. Chen, D. Zheng and J. Wu, *Org. Lett.*, 2011, **13**, 848; (c) D. P. Chauhan, S. J. Varma, A. Vijeta, P. Banerjee and P. Talukdar, *Chem. Commun.*, 2014, **50**, 323; (d) W. J. Yao, L. J. Pan, Y. P. Zhang, G. Wang, X. Q. Wang and C. Ma, *Angew. Chem., Int. Ed.*, 2010, **49**, 9210.
- Y. K. Kumar, G. R. Kumar and M. S. Reddy, *J. Org. Chem.*, 2014, **79**, 823.
- D. P. Chauhan, S. J. Varma, A. Vijeta, P. Banerjee and P. Talukdar, *Chem. Commun.*, 2014, **50**, 323.
- (a) T. R. M. Rauws and B. U. W. Maes, *Chem. Soc. Rev.*, 2012, **41**, 2463; (b) B. Ojo, P. G. Dunbar, G. J. Durant, P. I. Nagy, J. J. Huzl III, S. Periasamy, D. O. Ngur, A. A. El-Assadi, W. P. Hoss and W. S. Messer Jr., *Bioorg. Med. Chem.*, 1996, **4**, 1605; (c) C. Thominaux, B. de Bruin, Y. Bramoulle, F. Hinnen, S. Demphel, H. Valette, M. Bottlaender, L. Besret, M. Kassiou and F. Dolle, *Appl. Radiat. Isot.*, 2006, **64**, 348.
- S. K. Alla, R. K. Kumar, P. Sadhu and T. Punniyamurthy, *Org. Lett.*, 2013, **15**, 1334.
- (a) D. A. Horton, G. T. Bourne and M. L. Smythe, *Chem. Rev.*, 2003, **103**, 893; (b) J. D. Pata, W. G. Stirtan, S. W. Goldstein and T. A. Steitz, *Proc. Natl. Acad. Sci. USA*, 2004, **101**, 10548; (c) N. H. Huel, H. Nar, H. Priebke, U. Ries, J.-M. Stassen and W. Wienen, *J. Med. Chem.*, 2002, **45**, 1757; (d) D. Agić, M. Hranjec, N. Jajčanin, K. Starčević, G. Karminski-Zamola and M. Abramić, *Bioorg. Chem.*, 2007, **35**, 153; (e) K. Ishikawa, Y. Kudo, N.

Journal Name

- 1
2
3 Nishida, T. Suemoto, T. Sawada, T. Iwaki and K. Doh-
4 ura, *J. Neurochem.*, 2006, **99**, 198.
5 11 G. Zhang, F.-I. Wu, X. Jiang, P. Sun and C.-H. Cheng,
6 *Synthetic Metals*, 2010, **160**, 1906.
7
8
9
10
11
12
13
14
15
16
17
18
19
20
21
22
23
24
25
26
27
28
29
30
31
32
33
34
35
36
37
38
39
40
41
42
43
44
45
46
47
48
49
50
51
52
53
54
55
56
57
58
59
60