

# RSC Advances



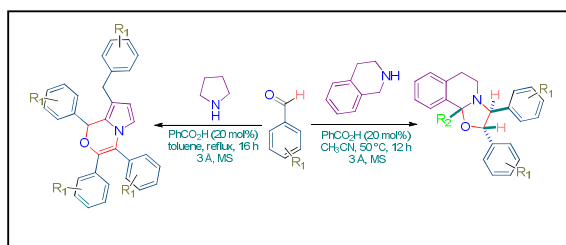
This is an *Accepted Manuscript*, which has been through the Royal Society of Chemistry peer review process and has been accepted for publication.

*Accepted Manuscripts* are published online shortly after acceptance, before technical editing, formatting and proof reading. Using this free service, authors can make their results available to the community, in citable form, before we publish the edited article. This *Accepted Manuscript* will be replaced by the edited, formatted and paginated article as soon as this is available.

You can find more information about *Accepted Manuscripts* in the [Information for Authors](#).

Please note that technical editing may introduce minor changes to the text and/or graphics, which may alter content. The journal's standard [Terms & Conditions](#) and the [Ethical guidelines](#) still apply. In no event shall the Royal Society of Chemistry be held responsible for any errors or omissions in this *Accepted Manuscript* or any consequences arising from the use of any information it contains.

## Graphical Abstract

**Diastereoselective Synthesis of Fused Oxazolidines and Highly Substituted 1*H*-pyrrolo[2,1-*c*][1,4]oxazines *via* C–H functionalization**Chottanahalli. S. Pavan Kumar,<sup>1</sup> Kachigere. B. Harsha<sup>1</sup> and Kempegowda Mantelingu<sup>1\*</sup>



Journal Name

COMMUNICATION

## Diastereoselective Synthesis of Fused Oxazolidines and Highly Substituted 1*H*-pyrrolo [2, 1-*c*][1,4] oxazines *via* C–H functionalization

Received 00th January 20xx,  
Accepted 00th January 20xx

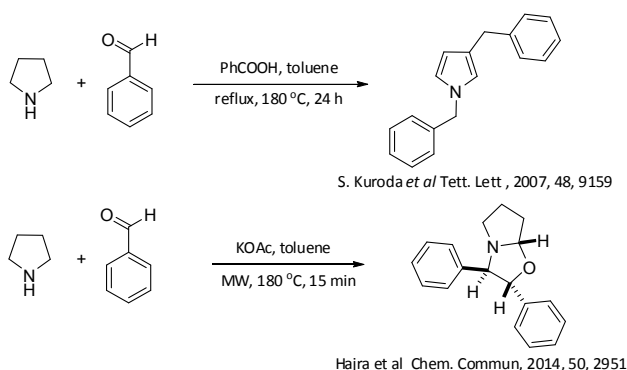
DOI: 10.1039/x0xx00000x

www.rsc.org/

Chottanahalli. S. Pavan Kumar,<sup>1</sup> Kachigere. B. Harsha,<sup>1</sup> and Kempegowda Mantelingu,<sup>1\*</sup>  
Kanchugarakoppal. S. Rangappa<sup>1\*</sup>

First one pot protocol for the diastereoselective synthesis of Oxazolo[2,3-*c*]isoquinoline was achieved by metal-free, benzoic acid catalyzed reaction of 1,2,3,4-tetrahydroisoquinoline or tryptoline with aldehydes under mild conditions *via* C–H, C–O bond functionalization. A new approach for the synthesis of highly substituted 1*H*-pyrrolo[2,1-*c*][1,4]oxazine was carried out.

Functionalization of C–H bonds into C–C and/or C–O bonds is an important area of organic synthesis for the construction of biologically active complex molecules.<sup>1</sup> [3 + 2]-Cycloadditions of azomethine ylides are the powerful tools to construct heterocyclic compounds from relatively simple precursors.<sup>2</sup> Many methods are available to generate nonstabilized azomethine ylides *in situ*, these dipolar species are most frequently prepared via decarboxylative condensation of aldehydes with amino acids such as proline and sarcosine.<sup>3</sup> Examples of azomethine ylide formation from simple, unfunctionalized cyclic amines and their subsequent dipolar cycloadditions remain rare as they require relatively high reaction temperatures even for the most activated amines such as 1,2,3,4 tetrahydroisoquinoline (THIQ). The domino reaction is one of the major strategies for the construction of novel heterocycles from easily available starting materials.<sup>4</sup> However, the utilities of redox-neutral domino reactions in stereo selective syntheses of bioactive molecules have not been extensively explored so far. Tetrahydrooxazolidines and pyrrolo[2,1-*c*][1,4]oxazine are the key intermediates in synthetic as well as in pharmaceutical chemistry and are important building blocks in the syntheses of various biologically active nitrogen containing heterocycles.<sup>5,6</sup> As a consequence, substantial attention has been paid to develop efficient methods for their syntheses.<sup>7,8</sup> Very recently, Hajra and co-workers<sup>9</sup> accomplished the diastereoselective synthesis of fused oxazolidines by aromatic aldehydes and pyrrolidine, using potassi-



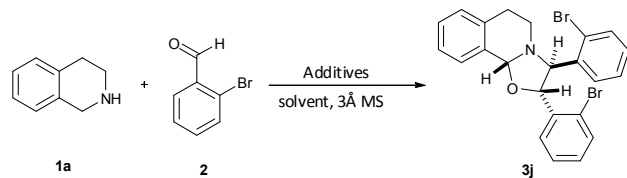
**Scheme 1** Examples of the redox-neutral approach

um acetate under microwave conditions but substrate scope was limited.

In continuation of our interest in *in-situ* generated azomethine ylide followed by the intermolecular [3 + 2]-cycloaddition reaction<sup>10</sup> and synthesis of heterocyclic compounds<sup>11</sup> we explored a method to access intermolecular [3 + 2]-cycloadditions of azomethine ylides from simple THIQs and tryptolines under mild conditions. To facilitate reaction development, we began our investigation with THIQ (1.0 equiv) and 2-bromoobenzaldehyde (2.0 equiv) under reflux for 18 h in toluene. The expected product was formed in 36% yield (Table 1, entry 1) as a single diastereomer in which two phenyl groups are in *trans* arrangement and the structure of this diastereomer was confirmed by single X-ray crystal studies. As it has been shown that benzoic acid and molecular sieves facilitate amine  $\alpha$ -functionalization via intermediate azomethine ylides,<sup>12</sup> we tested benzoic acid as an additive at 20 mol % loading which led to marked rate acceleration with the reaction being completed after 4 h (Table 1, entry 2) giving an increased yield of 45% (Table 1, entry 2). The mild acids like acetic acid and 2-ethyl hexanoic acid were quite less effective (Table 1, entries 17–18) and strong acids such as CF<sub>3</sub>COOH and *p*-toluene sulfonic acid were ineffective. The solvents screened included CH<sub>3</sub>CN, THF, EtOAc, xylene, DMF and toluene among which CH<sub>3</sub>CN was found to be the preferred solvent (Table 1, entries 9–13). A lower amount of the desired product was obtained

<sup>a</sup> DOS In Chemistry, University of Mysore, Manasagangotri, Mysuru-06, India  
<sup>b</sup> E-mail: kmilingu@gmail.com

Electronic Supplementary Information (ESI) available: CCDC 3j-1061480, 3k-1061453, 3n-1061458, 5b-1061457 and 7a-1061479. For ESI and crystallographic data in CIF or other electronic format See DOI: 10.1039/x0xx00000x

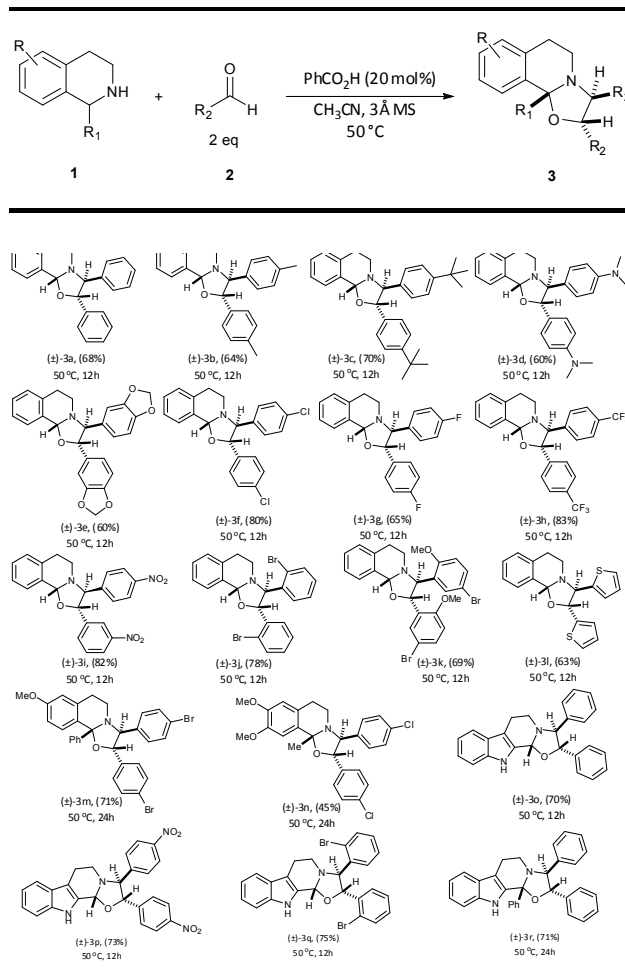
**Table 1** Reaction optimization for **3j**

Entry	Additives (Mol%)	Solvents	T [°C]	Time [h]	Yield <sup>b</sup> (%)
1	-	Toluene	reflux	18	36
2	PhCO <sub>2</sub> H(20)	Toluene	reflux	4	45
3	PhCO <sub>2</sub> H(20)	Toluene	100	5	48
4	PhCO <sub>2</sub> H(20)	Toluene	80	7	51
5	PhCO <sub>2</sub> H(20)	Toluene	60	18	62
6	PhCO <sub>2</sub> H(20)	Toluene	50	18	65
7	PhCO <sub>2</sub> H(20)	Toluene	40	24	58
8	PhCO <sub>2</sub> H(20)	Toluene	rt	48	59
9	PhCO <sub>2</sub> H(20)	CH <sub>3</sub> CN	50	14	78
10	PhCO <sub>2</sub> H(20)	Benzene	50	24	57
11	PhCO <sub>2</sub> H(20)	Xylene	40	24	63
12	PhCO <sub>2</sub> H(20)	EtOAc	50	24	NR
13	PhCO <sub>2</sub> H(20)	THF	50	24	NR
14	PhCO <sub>2</sub> H(50)	CH <sub>3</sub> CN	50	12	74
15	PhCO <sub>2</sub> H(10)	CH <sub>3</sub> CN	50	12	57
16	CH <sub>3</sub> CO <sub>2</sub> H(20)	CH <sub>3</sub> CN	50	24	61
17	EHA(20)	CH <sub>3</sub> CN	50	24	63
18	CF <sub>3</sub> CO <sub>2</sub> H(20)	CH <sub>3</sub> CN	50	24	NR
19	PTSA(20)	CH <sub>3</sub> CN	50	24	NR

<sup>a</sup> reactions were performed with 1.0 mmol of **2** and 1.2 mmol of 1-aryl THIQ. <sup>b</sup>Yields are of chromatographically isolated purified compounds.

at room temperature when it was stirred for 48 h (Table 1, entry 8). Remarkably, the reaction proceeded efficiently at 50 °C. In fact, the highest yield of **3j** (78%) was realized at this instance (Table 1, entry 9). No significant change in the yield was observed when benzoic acid was increased to 50 mol% (Table 1, entry 14). Reduction in the loading of benzoic acid to 10 mol% had negative effect on the yield of **3j** (Table 1, entry 15). The optimized reaction condition was 20 mol% benzoic acid in CH<sub>3</sub>CN at 50 °C (Table 1, entry 9).

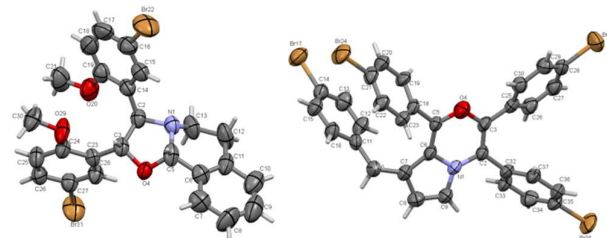
Having identified a useful set of reaction conditions, remarkable tolerance toward electronic demands of substituent's in the aldehyde precursors was shown (Scheme 2). The presence of electron-donating groups like -Me, *tert*-butyl and even N(Me)<sub>2</sub> delivered oxazolidine analogues in moderate yields (**3b-d**). Aldehydes bearing halogens such as -F, -Cl, -Br, CF<sub>3</sub> and a strong electron-withdrawing group like -NO<sub>2</sub> were underwent the title reaction to form desired products in good yields (**3f-j**). Even disubstituted aldehyde successfully formed the product without diminishing the yield **3k**. Piperonal and Hetero cyclic aldehyde like 2-thiophene carboxaldehyde also underwent the reaction to give the desired product **3e** and **3l** respectively in good yields. Moreover in each case, the formation of a single diastereomer was observed and the absolute stereochemistry was unambiguously determined by single X-ray crystallography for the compounds (**3j**, **3k** and **3o**). The scope of the reaction was successfully extended to other substrates such

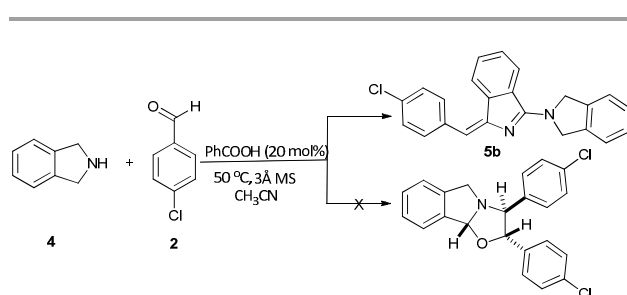
**Scheme 2** Substrate scope for the [3 + 2]-cycloaddition with THIQs and tryptoline

as tryptoline and sterically demanding 1-alkyl THIQ, 1-aryl THIQ and 1-aryl-tryptoline which also underwent the title reaction under equally mild conditions (**3m-r**).

The other high reactive amines like isoindoline failed to give the desired product but under similar reaction condition it ends up with an unusual product **5b** (scheme 3) which was finally confirmed by single X-ray crystal studies.

With the interest of further enhancement of scope of the process the reaction was performed with challenging precursor like pyrroli-

**Fig. 1** ORTEP crystal structure of **3k** and **7a**

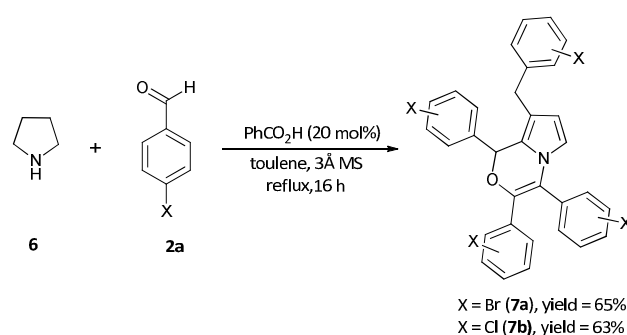


**Scheme 3** Unusual product with isoindoline

dine. Examples of azomethine ylide formation from simple, unfunctionalized cyclic amines like pyrrolidine remain rare as they require relatively high reaction temperatures.<sup>10,12</sup> The reaction up to difunctionalization and aromatization was reported under harsh and microwave condition (scheme. 1).<sup>13</sup> In this context, we were particularly delighted to discover a rare poly C-H bond functionalization *via* domino process which furnished the highly substituted 1*H*-pyrrolo[2,1-*c*][1,4]oxazines. We were surprised with the formation of 1*H*-pyrrolo[2,1-*c*][1,4]oxazine derivative as a major product with the yield of 40 % with only 2 equivalence of aldehyde. Then with intent of increasing the yield of the product, the reaction was successfully carried out with 4 equivalence of aldehyde to yield upto 65 % while the 5 equivalence of aldehyde had no further positive impact on the yield of the product. The structure of the compound **7a** was confirmed by single X-ray crystal (Fig 1).

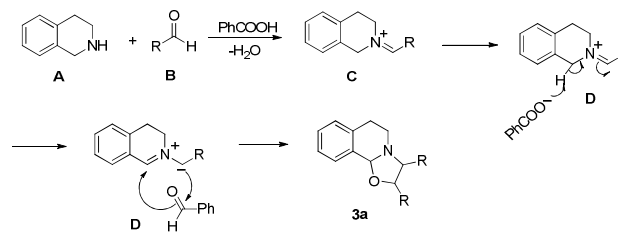
There are very few methods available for the synthesis of substituted pyrrolo benzoxazines and oxazines which suffer from demerits like high cost, multistep and tedious process.<sup>8</sup>

To the best of our knowledge, this methodology represents the first one pot protocol for the synthesis of highly substituted fused 1*H*-pyrrolo[2,1-*c*][1,4]oxazine derivatives from readily available cost effective precursors.



**Scheme 4** Synthesis of 1*H*-pyrrolo[2,1-*c*][1,4]oxazines.

A probable mechanistic explanation for the formation of fused oxazolo[2,3-*a*]isoquinoline reaction is outlined in Scheme 5. The first step is the formation of the iminium ion **C** by the reaction between THIQ and aldehyde. Then iminium ion **C** transformed into azomethine ylide **D** via iminium  $\alpha$ -deprotonation by the carboxylate



**Scheme 5** Probable mechanism for the formation of Oxazolo[2,3-*c*]isoquinoline

anion.<sup>5a</sup> The intermolecular [3 + 2]-cycloaddition reaction between another equivalent of the aldehyde and the generated azomethine ylide **D** afforded the corresponding product **3a** in good yield.

## Conclusion

In summary, we present a simple and versatile method for the diastereoselective synthesis of fused oxazolidine derivatives and 1*H*-pyrrolo[2,1-*c*][1,4]oxazine via amine C-H and aldehyde C-O bond functionalization for the first time. All of the synthesized oxazolidine derivatives obtained as a single diastereomer. The less reactive substrate like pyrrolidine underwent redox neutral domino reaction to give highly substituted 1*H*-pyrrolo[2,1-*c*][1,4]oxazine derivatives. Efficient, One pot, mild, transition metal-free conditions, cost effective, readily accessible precursors and broad substrate scope are the attractive features of this protocol. The excellent levels in terms of constructing fused five membered and six membered hetero cycles suggest this strategy as a valuable candidate for the preparation of stereo chemically defined oxazolidine derivatives and highly substituted 1*H*-pyrrolo[2,1-*c*][1,4]oxazine. Further studies on this and related reactions are ongoing.

## Experimental section

( $\pm$ -**3a**: (2*S*,3*S*,10*bR*)-2,3-diphenyl-3,5,6,10*b*-tetrahydro-2*H*oxazolo[2,3-*a*]isoquinoline : Colorless solid; yield 68%; ( $R_f$  = 0.8 in hexanes/ EtOAc 95:05 v/v); MP 142–144 °C; IR (KBr): 3010, 2850, 1670, 1639, 1608, 1070  $\text{cm}^{-1}$ ;  $^1\text{H}$  NMR (400 MHz,  $\text{CDCl}_3$ ):  $\delta$  7.42 (dd,  $J$  = 1.6 Hz, 8.8 Hz, 1H), 7.27–7.23 (comp, 3H), 7.21–7.12 (comp, 9H), 7.11–7.08 (m, 1H), 5.72 (s, 1H), 4.77 (d,  $J$  = 8.0 Hz, 1H), 3.90 (d,  $J$  = 6.8 Hz, 1H), 3.06–2.97 (m, 2H), 2.85–2.82 (m, 1H), 2.76–2.71 (m, 1H);  $^{13}\text{C}$  NMR (100 MHz,  $\text{CDCl}_3$ ):  $\delta$  = 140.5, 139.6, 135.6, 133.3, 128.8, 128.5, 128.3, 127.7, 127.46, 127.43, 126.9, 126.65, 126.60, 90.4, 87.1, 76.3, 46.7, 28.4;  $m/z$  (ESI-MS) [ $M + H$ ]<sup>+</sup> Calculated 328.1623 Found 328.1688

( $\pm$ -**3b**: (2*S*,3*S*,10*bR*)-2,3-dip-tolyl-3,5,6,10*b*-tetrahydro-2*H*oxazolo[2,3-*a*]isoquinoline: Colorless solid; yield 64%; ( $R_f$  = 0.86 in hexanes/ EtOAc 80:20 v/v); MP 138–140 °C; IR (KBr): 3018, 2915, 1670, 1629, 1599, 1050  $\text{cm}^{-1}$ ;  $^1\text{H}$  NMR (400 MHz,  $\text{CDCl}_3$ ):  $\delta$  = 7.49 (d,  $J$  = 5.2 Hz, 1H), 7.32–7.26 (m, 2H), 7.22–7.17 (comp, 2H), 7.15–7.10 (m, 5H), 7.06 (d,  $J$  = 5.2 Hz, 2H), 5.78 (s, 1H), 4.81 (d,  $J$  = 7.6 Hz, 1H), 3.92 (d,  $J$  = 7.2 Hz, 1H), 3.13–3.05 (m, 2H), 3.02–2.80 (m, 2H), 2.34

(s, 3H), 2.30 (s, 3H);  $^{13}\text{C}$  NMR (100 MHz,  $\text{CDCl}_3$ ):  $\delta$  = 137.5, 137.4, 136.9, 136.6, 135.6, 133.5, 129.1, 129.0, 128.6, 127.9, 127.0, 126.7, 126.4, 126.1, 90.2, 87.2, 75.9, 46.5, 28.3, 21.0;  $m/z$  (ESI-MS)  $[\text{M} + \text{H}]^+$  Calculated 356.1936 Found 356.1956 ( $\pm$ )-3c: **(2S,3S,10bR)-2,3-bis(4-tert-butylphenyl)-3,5,6,10b-tetrahydro-2H-oxazolo[2,3- $\alpha$ ]isoquinoline**: Colorless solid; yield 70%; ( $R_f$  = 0.88 in hexanes/ EtOAc 80:20 v/v); MP 148–150 °C; IR (KBr): 3018, 2902, 2898, 2853, 1673, 1648, 1621, 1070  $\text{cm}^{-1}$ ;  $^1\text{H}$  NMR (400 MHz,  $\text{CDCl}_3$ ):  $\delta$  = 7.50–7.48 (m, 1H), 7.39–7.33 (m, 2H), 7.13 (d,  $J$  = 7.2 Hz, 4H), 7.28–7.23 (m, 4H), 7.20–7.16 (m, 1H), 5.76 (s, 1H), 4.86 (d,  $J$  = 7.6 Hz, 1H), 4.02 (d,  $J$  = 7.2 Hz, 1H), 3.22–3.17 (m, 1H), 3.09–2.95 (m, 2H), 2.87–2.80 (m, 1H), 1.32 (s, 9H), 1.29 (s, 9H);  $^{13}\text{C}$  NMR (100 MHz,  $\text{CDCl}_3$ ):  $\delta$  = 150.6, 150.0, 138.3, 138.0, 136.8, 135.6, 133.2, 128.8, 127.9, 126.5, 126.3, 126.0, 125.4, 125.3, 90.3, 86.8, 75.8, 46.9, 31.3, 28.8;  $m/z$  (ESI-MS)  $[\text{M} + \text{H}]^+$  Calculated 440.2875 Found 440.2897

( $\pm$ )-3d: **4,4'-((2S,3S,10bR)-3,5,6,10b-tetrahydro-2H-oxazolo[2,3- $\alpha$ ]isoquinoline-2,3-diyl)bis(N,N-dimethylaniline)**: Colorless solid; yield 60%; ( $R_f$  = 0.65 in hexanes/ EtOAc 80:20 v/v); MP 124–126 °C; IR (KBr): 3018, 2850, 1640, 1639, 1622, 1079  $\text{cm}^{-1}$ ;  $^1\text{H}$  NMR (400 MHz,  $\text{CDCl}_3$ ):  $\delta$  = 7.51 (d,  $J$  = 8.0 Hz, 1H), 7.26–7.13 (comp, 6H), 7.07–7.05 (m, 2H), 6.79 (t,  $J$  = 6.8 Hz, 2H), 4.92 (s, 1H), 4.62 (d,  $J$  = 8.4 Hz, 1H), 3.88 (d,  $J$  = 8.0 Hz, 1H), 2.99 (s, 12H), 2.94–2.89 (m, 2H), 2.58–2.55 (m, 2H);  $^{13}\text{C}$  NMR (100 MHz,  $\text{CDCl}_3$ ):  $\delta$  = 135.1, 130.0, 128.8, 128.5, 128.1, 127.8, 126.8, 126.3, 125.6, 125.0, 112.1, 90.3, 85.1, 70.07, 45.7, 41.8, 29.4;  $m/z$  (ESI-MS)  $[\text{M} + \text{H}]^+$  Calculated 401.2389 Found 401.2381

( $\pm$ )-3e: **(2S,3S,10bR)-2,3-di(benzo[d][1,3]dioxol-5-yl)-3,5,6,10b-tetrahydro-2H-oxazolo[2,3- $\alpha$ ]isoquinoline**: Colorless solid; yield 60%; ( $R_f$  = 0.55 in hexanes/ EtOAc 85:15 v/v); MP 114–116 °C; IR (KBr): 3015, 2915, 1668, 1629, 1622, 107  $\text{cm}^{-1}$ ;  $^1\text{H}$  NMR (400 MHz,  $\text{CDCl}_3$ ):  $\delta$  = 7.49 (t,  $J$  = 4.0 Hz, 1H), 7.35–7.29 (m, 2H), 7.25 (d,  $J$  = 8 Hz, 6H), 7.22–7.18 (m, 1H), 7.16 (d,  $J$  = 8 Hz, 1H), 5.8 (s, 1H), 4.76 (d,  $J$  = 7.6 Hz, 1H), 3.87 (d,  $J$  = 7.2 Hz, 1H), 3.10–3.04 (m, 2H), 2.93–2.81 (m, 2H);  $^{13}\text{C}$  NMR (100 MHz,  $\text{CDCl}_3$ ):  $\delta$  = 147.9, 147.7, 147.2, 146.9, 135.4, 134.1, 133.5, 133.1, 128.6, 128.5, 128.2, 126.5, 122.1, 120.4, 109.4, 108.1, 107.3, 106.6, 101.0, 100.9, 90.0, 87.3, 75.6, 46.3, 29.0;  $m/z$  (ESI-MS)  $[\text{M} + \text{H}]^+$  Calculated 402.1263 Found 402.1259

( $\pm$ )-3f: **(2S,3S,10bR)-2,3-bis(4-chlorophenyl)-3,5,6,10b-tetrahydro-2H-oxazolo[2,3- $\alpha$ ]isoquinoline**: Colorless solid; yield 80%; ( $R_f$  = 0.55 in hexanes/ EtOAc 95:05 v/v); MP 140–142 °C; IR (KBr): 3012, 2852, 1667, 1648, 1633, 1079, 790  $\text{cm}^{-1}$ ;  $^1\text{H}$  NMR (400 MHz,  $\text{CDCl}_3$ ):  $\delta$  = 7.28–7.23 (m, 2H), 7.19–7.16 (m, 2H), 7.09 (s, 1H), 6.92 (s, 1H), 6.82–6.71 (comp, 3H); 6.68 (d,  $J$  = 3.2 Hz, 1H), 5.94 (s, 4H), 5.76 (s, 1H), 4.71 (d,  $J$  = 7.6 Hz, 1H), 3.82 (d,  $J$  = 7.6 Hz, 1H), 3.08 (t,  $J$  = 6.0, 1H), 2.89–2.84 (m, 2H), 2.74–2.73 (m, 1H);  $^{13}\text{C}$  NMR (100 MHz,  $\text{CDCl}_3$ ):  $\delta$  = 138.4, 137.7, 135.4, 133.7, 133.3, 133.2, 128.9, 128.7, 128.6, 128.4, 128.1, 128.0, 127.4, 126.6, 90.4, 86.6, 75.6, 46.4, 28.0;  $m/z$  (ESI-MS)  $[\text{M} + \text{H}]^+$  Calculated 396.0844 Found 396.0846

( $\pm$ )-3g: **(2S,3S,10bR)-2,3-bis(4-fluorophenyl)-3,5,6,10b-tetrahydro-2H-oxazolo[2,3- $\alpha$ ]isoquinoline**: Colorless solid; yield 65%; ( $R_f$  = 0.50 in hexanes/ EtOAc 95:05 v/v); MP 132–134 °C; IR (KBr): 3012, 2895, 1680, 1619, 1611, 1110  $\text{cm}^{-1}$ ;  $^1\text{H}$  NMR (400 MHz,  $\text{CDCl}_3$ ):  $\delta$  = 7.22 (dd,  $J$  = 0.8 Hz, 8.8 Hz, 2H), 7.22–7.18 (m, 4H), 7.12–6.98 (m, 3H),

6.95–6.86 (m, 4H), 5.73 (s, 1H), 4.65 (d,  $J$  = 7.6 Hz, 1H), 3.80 (d,  $J$  = 7.6 Hz, 1H), 3.02–2.99 (m, 2H), 2.82–2.73 (m, 2H);  $^{13}\text{C}$  NMR (100 MHz,  $\text{CDCl}_3$ ):  $\delta$  = 163.6 (d,  $J_{\text{C-F}}$  = 72.8 Hz, 1C), 161.1 (d,  $J_{\text{C-F}}$  = 469.6 Hz, 1C), 135.5, 135.4, 134.8, 133.3, 128.8, 128.4, 128.4, 128.1, 128.09, 128.02, 115.6, 115.5, 115.38, 115.31, 90.3, 86.9, 75.5, 46.4, 27.9;  $m/z$  (ESI-MS)  $[\text{M} + \text{H}]^+$  Calculated 364.1935 Found 364.1929

( $\pm$ )-3h: **(3S,10bR)-2,3-bis(4-(trifluoromethyl)phenyl)-3,5,6,10b-tetrahydro-2H-oxazolo[2,3- $\alpha$ ]isoquinoline**: Colorless solid; yield 83%; ( $R_f$  = 0.68 in hexanes/ EtOAc 90:10 v/v); MP 100–102 °C; IR (KBr): 3018, 2912, 1671, 1629, 1611, 1070, 990, 1118  $\text{cm}^{-1}$ ;  $^1\text{H}$  NMR (400 MHz,  $\text{CDCl}_3$ ):  $\delta$  = 7.62 (d,  $J$  = 8.0 Hz, 2H), 7.56 (d,  $J$  = 8.1 Hz, 2H), 7.51 (d,  $J$  = 4.4 Hz, 1H), 7.46 (d,  $J$  = 8.4 Hz, 2H), 7.37–7.31 (m, 4H), 7.24–7.21 (m, 1H), 5.84 (s, 1H), 4.87 (d,  $J$  = 7.2 Hz, 1H), 3.0 (d,  $J$  = 7.0 Hz, 1H), 3.12–3.09 (m, 2H), 3.00–2.92 (m, 1H), 2.88–2.83 (m, 1H);  $^{13}\text{C}$  NMR (100 MHz,  $\text{CDCl}_3$ ):  $\delta$  = 144.0, 143.2, 135.3, 132.7, 130.4, 130.1, 128.5, 128.3, 128.1, 127.4, 126.9, 126.6, 126.2, 125.6, 125.5, 125.3, 122.7, 122.6, 90.7, 86.3, 76.0, 46.6, 28.1;  $m/z$  (ESI-MS)  $[\text{M} + \text{H}]^+$  Calculated 464.1371 Found 464.1381

( $\pm$ )-3i: **(3S,10bR)-2,3-bis(4-nitrophenyl)-3,5,6,10b-tetrahydro-2H-oxazolo[2,3- $\alpha$ ]isoquinoline**: Colorless solid; yield 82%; ( $R_f$  = 0.58 in hexanes/ EtOAc 85:15 v/v); MP 136–138 °C; IR (KBr): 3012, 2912, 1684, 1643, 1611, 1530, 1311, 1180  $\text{cm}^{-1}$ ;  $^1\text{H}$  NMR (400 MHz,  $\text{CDCl}_3$ ):  $\delta$  = 8.22 (d,  $J$  = 8.4 Hz, 2H), 8.16 (d,  $J$  = 8.4 Hz, 2H), 7.50 (t,  $J$  = 7.6 Hz, 3H), 7.41 (d,  $J$  = 8.20 Hz, 2H), 7.33 (t,  $J$  = 4.4 Hz, 2H), 7.24–7.22 (m, 1H), 5.84 (s, 1H), 4.89 (d,  $J$  = 7.6 Hz, 1H), 4.04 (d,  $J$  = 6.8 Hz, 1H), 3.12–3.08 (m, 2H), 3.00–2.84 (m, 2H);  $^{13}\text{C}$  NMR (100 MHz,  $\text{CDCl}_3$ ):  $\delta$  = 147.8, 147.7, 147.2, 146.3, 135.2, 132.3, 128.5, 128.4, 128.1, 127.90, 127.92, 127.4, 126.8, 124.0, 123.9, 91.0, 85.8, 76.0, 46.8, 28.2;  $m/z$  (ESI-MS)  $[\text{M} + \text{H}]^+$  Calculated 418.1325 Found 418.1333

( $\pm$ )-3j: **(2S,3S,10bR)-2,3-bis(2-bromophenyl)-3,5,6,10b-tetrahydro-2H-oxazolo[2,3- $\alpha$ ]isoquinoline**: Colorless solid; yield 78%; ( $R_f$  = 0.85 in hexanes/ EtOAc 95:05 v/v); MP 138–140 °C; IR (KBr)  $\text{cm}^{-1}$  3014, 2910, 1658, 1612, 1112, 710, 738;  $^1\text{H}$  NMR (400 MHz,  $\text{CDCl}_3$ ):  $\delta$  = 7.83 (d,  $J$  = 7.2 Hz, 1H), 7.55–7.51 (m, 3H), 7.44 (d,  $J$  = 8 Hz, 1H), 7.39 (t,  $J$  = 7.6 Hz, 1H), 7.33–7.28 (m, 2H), 7.26–7.18 (m, 2H), 7.14 (t,  $J$  = 7.6 Hz, 1H), 7.08 (t,  $J$  = 7.2 Hz, 1H), 5.92 (s, 1H), 5.45 (d,  $J$  = 6.4 Hz, 1H), 4.64 (d,  $J$  = 6.4 Hz, 1H), 3.19–3.07 (m, 1H), 2.91–2.87 (m, 1H), 2.83 (t,  $J$  = 3.2 Hz, 1H), 2.79 (t,  $J$  = 3.6 Hz, 1H);  $^{13}\text{C}$  NMR (100 MHz,  $\text{CDCl}_3$ ):  $\delta$  = 139.5, 135.4, 132.96, 132.90, 132.5, 129.0, 128.9, 128.8, 128.6, 128.4, 128.1, 128.0, 127.7, 127.6, 126.5, 124.8, 122.8, 90.5, 83.5, 74.9, 46.9, 28.6;  $m/z$  (ESI-MS)  $[\text{M} + \text{H}]^+$  Calculated 472.9735 Found 472.9727

( $\pm$ )-3k: **(2S,3S,10bR)-2,3-bis(5-bromo-2-methoxyphenyl)-3,5,6,10b-tetrahydro-2H-oxazolo[2,3- $\alpha$ ]isoquinoline**: Colorless solid; yield 69%; ( $R_f$  = 0.66 in hexanes/ EtOAc 80:20 v/v); MP 134–136 °C; IR (KBr): 3018, 2902, 1658, 1659, 1090, 690  $\text{cm}^{-1}$ ;  $^1\text{H}$  NMR (400 MHz,  $\text{CDCl}_3$ ):  $\delta$  = 7.79 (d,  $J$  = 2 Hz, 1H), 7.56 (d,  $J$  = 2.4 Hz, 1H), 7.48–7.46 (m, 1H), 7.33–7.25 (m, 4H), 7.21–7.19 (m, 1H), 6.66 (d,  $J$  = 8.4 Hz, 2H), 5.66 (s, 1H), 5.15 (d,  $J$  = 6.8 Hz, 1H), 4.36 (d,  $J$  = 7.2 Hz, 1H), 3.53 (s, 3H), 3.44 (s, 3H), 3.22–3.19 (m, 1H), 3.05–3.02 (m, 2H), 2.84–2.80 (m, 1H);  $^{13}\text{C}$  NMR (100 MHz,  $\text{CDCl}_3$ ):  $\delta$  = 156.3, 156.2, 135.7, 132.3, 131.0, 130.6, 130.3, 130.2, 130.1, 128.9, 128.2, 128.0, 126.3, 112.99, 112.97, 111.8, 111.6, 90.1, 79.2, 70.5, 55.3, 54.9,



47.4, 29.6; m/z (ESI-MS) [M + H]<sup>+</sup> Calculated 546.0024 Found 546.0018

**(±)-3l: (2R,3R,10bR)-2,3-di(thiophen-2-yl)-3,5,6,10b-tetrahydro-2Hoxazolo[2,3-a]isoquinoline:** Yellow solid; yield 63%; (R<sub>f</sub> = 0.75 in hexanes/ EtOAc 80:20 v/v); MP 120–122 °C; IR (KBr): 3014, 2912, 1668, 1638, 1612, 1080 cm<sup>-1</sup>; <sup>1</sup>H NMR (400 MHz, CDCl<sub>3</sub>): δ = 7.37 (d, J = 8.8 Hz, 1H), 7.21–7.13 (m, 4H), 7.12–7.08 (m, 1H), 6.95 (d, J = 3.2 Hz, 1H), 6.90 (m, 1H), 6.85 (t, J = 4.8 Hz, 2H), 5.66 (s, 1H), 5.14 (d, J = 6.8 Hz, 1H), 4.30 (d, J = 6.4 Hz, 1H), 3.20–3.13 (m, 1H), 3.08–3.03 (m, 1H), 2.95–2.87 (m, 1H), 2.78–2.72 (m, 1H); <sup>13</sup>C NMR (100 MHz, CDCl<sub>3</sub>): δ = 142.8, 135.5, 132.4, 128.9, 128.7, 128.1, 127.9, 127.3, 126.3, 125.7, 125.4, 124.6, 124.0, 123.9, 90.3, 83.0, 72.9, 47.0, 28.7; m/z (ESI-MS) [M + H]<sup>+</sup> Calculated 340.0752 Found 340.0750

**(±)-3m: (2S,3S,10bR)-2,3-bis(4-bromophenyl)-8-methoxy-10bphenyl-3,5,6,10b-tetrahydro-2H-oxazolo[2,3-a]isoquinoline:** Colorless solid; yield 71%; (R<sub>f</sub> = 0.40 in hexanes/ EtOAc 90:10 v/v); MP 162–164 °C; IR (KBr): 3021, 2918, 1670, 1648, 1621, 1070, 658, 748 cm<sup>-1</sup>; <sup>1</sup>H NMR (400 MHz, CDCl<sub>3</sub>): δ = 7.52–7.50 (m, 2H), 7.46–7.41 (m, 3H), 7.35–7.29 (m, 5H), 7.11 (d, J = 8.0 Hz, 2H), 6.90 (d, J = 6.4, 11.2 Hz, 1H), 6.82 (d, J = 8.4 Hz, 2H), 6.66 (d, J = 2.8 Hz, 1H), 4.99 (d, J = 8.8 Hz, 1H), 3.84 (dd, J = 8.1 Hz, 1H), 3.84 (s, 3H), 3.15–3.09 (m, 1H), 2.87–2.78 (m, 2H), 2.59–2.53 (m, 1H); <sup>13</sup>C NMR (100 MHz, CDCl<sub>3</sub>): δ = 158.7, 146.0, 137.7, 136.3, 135.3, 131.7, 131.2, 130.4, 130.3, 130.2, 129.8, 129.0, 128.3, 127.8, 127.7, 121.9, 121.8, 113.3, 112.2, 112.1, 96.1, 87.0, 72.2, 55.2, 41.1, 29.6; m/z (ESI-MS) [M + H]<sup>+</sup> Calculated 592.0232 Found 592.0236

**(±)-3n: 2,3-bis-[4-Chlorophenyl]-8,9-dimethoxy-10b-methyl-3,5,6,10b-tetrahydro-2H-oxazolo[2,3-a]isoquinoline:** Colorless solid; yield 45%; (R<sub>f</sub> = 0.40 in hexanes/ EtOAc 80:20 v/v); MP 104–106 °C; IR (KBr): 3394, 2998, 2934, 1685, 1604, 1054 cm<sup>-1</sup>; <sup>1</sup>H NMR (400 MHz, CDCl<sub>3</sub>): δ = 7.24–7.14 (m, 6H), 7.11–7.08 (m, 1H), 7.05 (d, J = 8.4 Hz, 1H), 6.96 (s, 1H), 6.84 (s, 1H), 4.85 (d, J = 12.4 Hz, 1H), 3.9 (d, J = 12, 1H), 3.84 (s, 3H), 3.76 (s, 3H), 3.05–3.0 (m, 2H), 2.94–2.84 (m, 2H), 1.07 (s, 3H); <sup>13</sup>C NMR (100 MHz, CDCl<sub>3</sub>): δ = 139.6, 138.8, 136.4, 135.7, 134.4, 134.2, 127.9, 127.7, 127.6, 127.4, 127.1, 127.0, 126.4, 125.6, 90.4, 86.6, 75.6, 55.3, 46.9, 28.5, 21.2; m/z (ESI-MS) [M + H]<sup>+</sup> Calculated 467.1420 Found 468.1413

**(±)-3o: 2,3-Diphenyl-2,3,4,5,10,10b-hexahydro-1-oxa-3a,10-diazacyclopenta[α]fluorine:** Colorless solid; yield 65%; (R<sub>f</sub> = 0.36 in hexanes/ EtOAc 80:20 v/v); MP 144–146 °C; IR (KBr): 3358, 3018, 2912, 1660, 1638, 1621, 1078 cm<sup>-1</sup>; <sup>1</sup>H NMR (400 MHz, CDCl<sub>3</sub>): δ = 8.53 (s, 1H), 7.58 (d, J = 7.6 Hz, 1H), 7.38–7.28 (m, 7H), 7.25–7.14 (m, 6H), 7.12–7.09 (m, 1H), 7.01 (dd, J = 2.0 Hz, 8 Hz, 1H), 6.22 (s, 1H), 5.01 (d, J = 7.6 Hz, 1H), 4.02 (d, J = 8.2 Hz, 1H), 3.24 (q, J = 4.4 Hz, 2H), 2.88–2.86 (m, 1H), 2.68–2.64 (m, 1H); <sup>13</sup>C NMR (100 MHz, CDCl<sub>3</sub>): δ = 138.8, 137.9, 136.6, 131.9, 128.6, 128.3, 128.0, 127.9, 127.2, 127.1, 126.8, 126.6, 126.59, 126.54, 122.5, 119.6, 119.5, 118.9, 111.4, 109.8, 88.5, 86.8, 71.4, 43.9, 29.7; m/z (ESI-MS) [M + H]<sup>+</sup> Calculated 367.1732 Found 367.1748

**(±)-3p: 2,3-Bis-(4-nitro-phenyl)-2,3,4,5,10,10b-hexahydro-1-oxa-3a,10-diaza-cyclopenta[α]fluorine:** Colorless solid; yield 73%; (R<sub>f</sub> = 0.36 in hexanes/ EtOAc 80:20 v/v); MP 154–156 °C; IR (KBr): 3348, 3010, 2914, 1674, 1645, 1621, 1514, 1318, 1079 cm<sup>-1</sup>; <sup>1</sup>H NMR (400 MHz, CDCl<sub>3</sub>): δ = 8.36 (br s, 1H), 8.22 (d, J = 8.8 Hz, 2H), 8.03 (d, J =

8.4 Hz, 2H), 7.55 (d, J = 8.0 Hz, 1H), 7.48–7.39 (m, 3H), 7.29–7.24 (m, 1H), 7.16 (t, J = 8.0 Hz, 1H), 7.10 (d, J = 8.8 Hz, 1H), 4.99 (d, J = 7.6 Hz, 1H), 4.06 (d, J = 5.6 Hz, 1H), 3.28–3.23 (m, 1H), 3.16–3.13 (m, 1H), 2.88–2.80 (m, 1H), 2.72–2.68 (m, 1H); <sup>13</sup>C NMR (100 MHz, CDCl<sub>3</sub>): δ = 148.0, 147.8, 145.5, 144.7, 136.8, 130.6, 128.7, 128.4, 128.2, 127.3, 126.5, 126.2, 124.1, 123.7, 123.2, 120.0, 119.1, 111.5, 86.9, 71.0, 44.13, 29.6; m/z (ESI-MS) [M + H]<sup>+</sup> Calculated 406.1199 Found 406.1191

**(±)3q: (2S,3S,11bR)-2,3-bis(2-bromophenyl)-2,3,5,6,11,11bhexahydrooxazolo[3',2':1,2]pyrido[3,4-b]indole:** Colorless solid; yield 74%; (R<sub>f</sub> = 0.30 in hexanes/ EtOAc 80:20 v/v); MP 152–154 °C; IR (KBr): 3340, 3014, 2914, 1659, 1657, 1622, 1110, 680, 710 cm<sup>-1</sup>; <sup>1</sup>H NMR (400 MHz, CDCl<sub>3</sub>): δ = 8.36 (s, 1H), 7.89 (d, J = 7.6 Hz, 1H), 7.59 (d, J = 8 Hz, 1H), 7.47 (d, J = 7.6 Hz, 1H), 7.43–7.37 (m, 3H), 7.26 (t, J = 10.4 Hz, 2H), 7.18–7.22 (m, 3H), 7.04 (t, J = 8.0 Hz, 1H), 6.23 (s, 1H), 5.52 (d, J = 7.2 Hz, 1H), 4.66 (d, J = 7.2 Hz, 1H), 3.25–3.21 (m, 1H), 3.15–3.12 (m, 1H), 2.93–2.86 (m, 1H), 2.70–2.69 (m, 1H); <sup>13</sup>C NMR (100 MHz, CDCl<sub>3</sub>): δ = 138.1, 132.8, 132.4, 131.4, 129.4, 129.2, 128.9, 127.8, 127.7, 125.2, 122.9, 122.6, 119.6, 119.1, 111.4, 110.5, 86.8, 85.5, 69.3, 44.3, 29.6, 18.0; m/z (ESI-MS) [M + H]<sup>+</sup> Calculated 524.9922 Found 524.9914

**(±)3r: (2S,3S,11bR)-2,3,11b-triphenyl-2,3,5,6,11,11bhexahydrooxazolo[3',2':1,2]pyrido[3,4-b]indole:** Colorless solid; yield 71%; (R<sub>f</sub> = 0.30 in hexanes/ EtOAc 80:20 v/v); MP 168–170 °C; IR (KBr): 3336, 3010, 2898, 1678, 1635, 1608, 1079 cm<sup>-1</sup>; <sup>1</sup>H NMR (400 MHz, CDCl<sub>3</sub>): δ = 8.14 (s, 1H), 8.01 (d, J = 8.0 Hz, 1H), 7.91 (comp, 1H), 7.55 (comp, 1H), 7.48 (comp, 2H), 7.37 (comp, 2H), 7.29–7.23 (m, 4H), 7.18 (d, J = 7.2 Hz, 5H), 6.75 (d, J = 6.4, 2H), 5.62 (d, J = 8.0 Hz, 1H), 4.52 (d, J = 8.0 Hz, 1H), 3.18–3.13 (m, 1H), 3.06–3.03 (m, 1H), 2.78–2.70 (m, 1H), 2.6–2.58 (m, 1H); <sup>13</sup>C NMR (100 MHz, CDCl<sub>3</sub>): δ = 146.1, 139.2, 136.2, 135.4, 134.1, 132.3, 132.1, 131.5, 131.3, 131.2, 130.0, 129.8, 129.7, 129.0, 128.97, 128.94, 128.8, 128.6, 128.4, 127.56, 127.52, 127.3, 127.2, 123.7, 121.8, 119.5, 115.3, 90.2, 75.1, 36.9, 21.1; m/z (ESI-MS) [M + H]<sup>+</sup> Calculated 443.2045 Found 443.2051

**(Z)-3-benzylidene-1',3'-dihydro-3H-1,2'-biisoindole:** Colorless solid; yield 60%; (R<sub>f</sub> = 0.45 in hexanes/ EtOAc 85:15 v/v); MP 98 °C; IR (KBr): 3019, 2912, 1859, 1651, 1639, 1612 cm<sup>-1</sup>; <sup>1</sup>H NMR (400 MHz, CDCl<sub>3</sub>): δ = 8.23 (dd, J = 4.8 Hz, 8.8 Hz, 2H), 7.65 (dd, J = 9.2 Hz, 16.4 Hz, 2H), 7.45–7.34 (comp, 9H), 6.58 (s, 1H), 5.38–5.25 (m, 4H); <sup>13</sup>C NMR (100 MHz, CDCl<sub>3</sub>): δ = 163.7, 148.6, 144.7, 136.4, 136.0, 132.1, 131.6, 128.6, 128.4, 127.1, 122.6, 122.0, 119.9, 111.99, 111.94, 29.6; m/z (ESI-MS) [M + H]<sup>+</sup> Calculated 323.1470 Found 323.1498

**(Z)-3-(4-chlorobenzylidene)-1',3'-dihydro-3H-1,2'-biisoindole:** Colorless solid; yield 65%; (R<sub>f</sub> = 0.60 in hexanes/ EtOAc 85:15 v/v); MP 104 °C; IR (KBr): 3010, 2912, 890, 1678, 1649, 1612, 768 cm<sup>-1</sup>; <sup>1</sup>H NMR (400 MHz, CDCl<sub>3</sub>): δ = 8.22 (d, J = 8.8 Hz, 2H), 7.79 (dd, J = 7.6 Hz, 22.8 Hz, 2H), 7.45–7.34 (comp, 8H), 6.57 (s, 1H), 5.34–5.28 (m, 4H); <sup>13</sup>C NMR (100 MHz, CDCl<sub>3</sub>): δ = 163.7, 148.6, 144.7, 136.4, 136.0, 132.1, 131.6, 128.6, 128.4, 127.7, 127.1, 122.6, 122.0, 119.9, 111.99, 111.94, 29.6; m/z (ESI-MS) [M + H]<sup>+</sup> Calculated 357.1080 Found 357.1088

**8-(4-bromobenzyl)-3-(3-bromophenyl)-1,4-bis(4-bromophenyl)-1H-pyrrolo[2,1-c][1,4]oxazine:** Colorless solid; yield 65%; (R<sub>f</sub> = 0.60

in hexanes/ EtOAc 8515 v/v); MP 215 °C; IR (KBr): 3010, 2914, 1898, 1648, 1620, 1156, 748, 724, 688, 656 cm<sup>-1</sup>; <sup>1</sup>H NMR (400 MHz, CDCl<sub>3</sub>): δ = 7.62 (d, *J* = 8.0 Hz, 2H), 7.52 (d, *J* = 7.6 Hz, 2H), 7.38–7.36 (m, 2H), 7.31–7.27 (m, 6H), 7.19–7.16 (m, 4H), 6.69 (d, *J* = 8.0 Hz, 2H), 6.58 (d, *J* = 2.8, 1H), 3.71 (s, 2H); <sup>13</sup>C NMR (100 MHz, CDCl<sub>3</sub>): δ = 137.9, 136.2, 135.4, 134.1, 133.1, 131.6, 130.4, 129.8, 129.6, 129.5, 129.4, 128.8, 128.2, 125.8, 121.1, 117.9, 112.4, 82.8, 35.2; m/z (ESI–MS) [M + H]<sup>+</sup> Calculated 754.8316 Found 754.8324 **8-(4-chlorobenzyl)-3-(3-chlorophenyl)-1,4-bis(4-chlorophenyl)-1Hpyrrolo[2,1-c][1,4]oxazine**: Colorless solid; yield 63%; (R<sub>f</sub> = 0.60 in hexanes/ EtOAc 8515 v/v); MP 210 °C; IR (KBr): 3006, 2912, 2898, 1670, 1647, 1611, 1148, 828, 810, 784, 762 cm<sup>-1</sup>; <sup>1</sup>H NMR (400 MHz, CDCl<sub>3</sub>): δ = 7.52 (d, *J* = 8.4 Hz, 2H), 7.45 (d, *J* = 8.8 Hz, 2H), 7.38–7.36 (m, 2H), 7.31–7.26 (m, 7H), 7.18–7.15 (m, 3H), 6.66 (d, *J* = 6.4 Hz, 2H), 6.55 (d, *J* = 2.8 Hz, 1H), 3.67 (s, 2H); <sup>13</sup>C NMR (100 MHz, CDCl<sub>3</sub>): δ = 136.0, 134.4, 133.2, 132.1, 130.549, 129.9, 129.0, 128.4, 128.2, 128.1, 128.0, 127.4, 127.0, 122.19, 122.18, 116.0, 111.2, 84.2, 33.2; m/z (ESI–MS) [M + H]<sup>+</sup> Calculated 578.0348 Found 578.0368

## Acknowledgements

KSR thanks DST, Indo-Korea (grant No. INT/Korea/dated 13.09.2011) and DST-PURSE University of Mysore for financial support. DST-Fastrack, New Delhi (grant No. SERB/F/5061/2013-14 dated 31-10-2013) is gratefully acknowledged. We also thank NMR Facility, Institute of Excellence (IOE), University of Mysore, Manasagangotri, Mysuru-570006, India for spectral data.

## References

- (a) H. M. L. Davies, *Angew. Chem. Int. Ed.*, 2006, **45**, 6422; (b) K. Godula, D. Sames, *Science.*, 2006, **312**, 67; (c) R. G. Bergman, *Nature.*, 2007, **446**, 391; (d) D. Alberico, M. E. Scott and M. Lautens, *Chem. Rev.*, 2007, **107**, 174; (e) H. M. L. Davies, J. R. Manning, *Nature.*, 2008, **451**, 417; (f) X. Chen, K. M. Engle, D. H. Wang and J. Q. Yu, *Angew. Chem. Int. Ed.*, 2009, **48**, 5094.
- (a) Synthetic Application of 1,3-Dipolar Cycloaddition Chemistry toward Heterocycles and Natural Products; A. Padwa, W. H. Pearson, Eds.; Wiley: Hoboken, NJ, 2003. (b) K. V. Gothelf, K. A. Jorgensen, *Chem. Rev.* 1998, **98**.
- (a) Wade, P. In *Comprehensive Organic Synthesis*; Trost, B. M., Fleming, I., Eds.; Pergamon Press: Oxford, 1991; Vol. 4, pp 1111.
- (a) L. F. Tietze, *Chem. Rev.*, 1996, **96**, 115; (b) L. F. Tietze, G. Brasche and G. Gericke, *Domino Reactions in Organic chemistry*.
- (a) L. Ma, W. Chen and D. Seidel, *J. Am. Chem. Soc.*, 2012, **134**, 15305; (b) D. Das, A. X. Sun and D. Seidel, *Angew. Chem. Int. Ed.*, 2013, **52**, 3765; (c) W. Chen, K. YoungKu Kang, R. G. Wilde and D. Seidel, *Angew. Chem. Inter. Ed.*, 2014, **53** (20), 5179; (d) M. T. Richers, M. Breugst, A. Y. Platonova, A. Ullrich, A. Dieckmann, K. N. Houk, and D. Seidel *J. Am. Chem. Soc.* 2014, **136**, 6123.
- (a) F. Orsini, F. Pelizzoni, M. Forte, R. Destro and P. Gariboldi, *Tetrahedron.*, 1988, **44**, 519; (b) H. Firouzabadi, N. Iranpoor, A. Ghaderi and M. Ghavami, *Tett. Lett.*, 2012, **53**, 5515; (c) J. Alladoun, E. Vrancken, P. Mangeney, S. Roland and C. Kadouri Puchot, *Org. Lett.*, 2009, **11**, 3746; (d) D. S. Snyder, L. Tradtrantip, C. Yao, M. J. Kurth, and A. S. Verkman, *J. Med.-Chem.*, 2011, **54**, (15), 5468; (e) A. S. Verkman, S. Alan, D. S.-Snyder, *From PCT Int. Appl. WO 2012166658 A1* Dec 06, 2012
- (a) F. Kakiuchi and N. Chatani, *Adv. Synth. Catal.*, 2003, **345**, 1077; (b) H. M. L. Davies, *Angew. Chem. Int. Ed.*, 2006, **45**, 6422; (c) K. Godula and D. Sames, *Science.*, 2006, **312**, 67; (d) R. G. Bergman, *Nature*, 2007, **446**, 391; (e) D. Alberico, M. E. Scott and M. Lautens, *Chem. Rev.*, 2007, **107**, 174; (f) H. M. L. Davies and J. R. Manning, *Nature.*, 2008, **451**, 417.
- (a) I. Sdnchez, M. D. Pujol, *Tetrahedron.*, 1999, **55**, 5593; (b) J. K. Vandavasi, W. P. Hu, G. C. Senadi, S. S. K. Boominathan, H. Y. Chen, and J. J. Wang, *Eur. J. Org. Chem.*, 2014, 6219; (c) G. Abbiati, V. Canevari, S. Caimi and E. Rossi, *Tett. Lett.*, 2005, **46**, 7117.
- M. Rahman, A. K. Bagdi, S. Mishra and A. Hajra, *Chem. Commun.*, 2014, **50**, 2951
- K. Mantelingu, Y. Lin, D. Seidel. *Org. Lett.*, 2014, **16**, 5910.
- (a) K. Mantelingu, B. A. Reddy, V. Swaminathan, A. H. Kishore, N. B. Siddappa, G. V. Kumar, G. N. Nagashankar, S. Roy, P. P. Sathale, U. Ranga, *Chem. Biol.*, 2007, **14**, 645; (b) G. M. Raghavendra, A. B. Ramesha, C. N. Revanna, K. N. Nandeesh, K. Mantelingu, K. S. Rangappa, *Tett. Lett.*, 2011, **52**, 5571; (c) A. B. Ramesha, G. M. Raghavendra, K. N. Nandeesh, K. S. Rangappa, K. Mantelingu, *Tett. Lett.*, 2013, **54**, 95.
- I. Deb. D. Das, and D. Seidel, *Org. Lett.*, 2011, **13** (4), 812.
- (a) M. Oda, Y. Fukuchi, S. Ito, N. C. Thanh and S. Kuroda. *Tett. Lett.*, 2007, **48**, 9159; (b) V. Polackova , E. Veverkova, S. Toma and D. Bogdal, *Syn. Comm.*, 2009, **39**, 1871.