

# RSC Advances



This is an *Accepted Manuscript*, which has been through the Royal Society of Chemistry peer review process and has been accepted for publication.

*Accepted Manuscripts* are published online shortly after acceptance, before technical editing, formatting and proof reading. Using this free service, authors can make their results available to the community, in citable form, before we publish the edited article. This *Accepted Manuscript* will be replaced by the edited, formatted and paginated article as soon as this is available.

You can find more information about *Accepted Manuscripts* in the [Information for Authors](#).

Please note that technical editing may introduce minor changes to the text and/or graphics, which may alter content. The journal's standard [Terms & Conditions](#) and the [Ethical guidelines](#) still apply. In no event shall the Royal Society of Chemistry be held responsible for any errors or omissions in this *Accepted Manuscript* or any consequences arising from the use of any information it contains.

## 4*a*,8*a*-Azaboranaphthalene-4-yl Phosphine Ligands: Synthesis and Electronic Modulation in Suzuki-Miyaura Coupling Reactions

Received 00th January 20xx,  
Accepted 00th January 20xx

Feiye Sun,<sup>a</sup> Min Huang,<sup>a</sup> Zhaohui Zhou,<sup>b</sup> and Xiangdong Fang\*<sup>a</sup>

DOI: 10.1039/x0xx00000x

www.rsc.org/

The preparation of a new class of triarylphosphine ligands consisting of 4*a*,8*a*-azaboranaphthalene-4-yl (ABN) group is disclosed. X-Ray analysis and DFT calculation demonstrate a characteristic  $\pi$ -conjugation system of ABN-phosphine **3**, which has been evaluated as a supporting ligand in Pd-catalysed Suzuki-Miyaura coupling reactions of aryl halides and phenyl boronic acid.

Transition-metal catalysed cross-coupling reactions are arguably one of the most efficient synthetic strategies that have been utilized in the preparation of aromatic or heteroaromatic compounds.<sup>1</sup> To facilitate the above catalytic transformations, phosphines are generally used as the supporting ligand with excellent electronic and steric tunability, which thereof provides influential modulation to the catalytic metal center.<sup>2</sup> In particular, arylphosphine ligands are of great importance in homogeneous transition-metal catalysis due to their advantageous participation in metal-catalysed carbon-carbon and carbon-heteroatom bond-forming reactions.<sup>3</sup> For example, bulky and electron-rich monodentate dialkylbiarylphosphines have been designed and utilised by Buchwald to promote the cross-coupling reactions of unactivated aryl chlorides,<sup>2b,4</sup> while triarylphosphines have intriguing applications in asymmetric catalysis and small molecule activation.<sup>5</sup> In fact, the catalytic property of the phosphine-ligated metal centre is directly related to the lone-pair electron density of phosphorus, which is intrinsically influenced by the nature of the *P*-attached groups.<sup>6</sup>

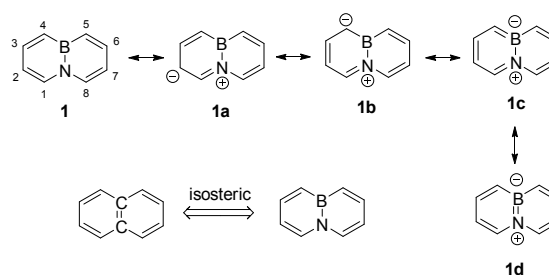


Figure 1. Resonance Structures of ABN

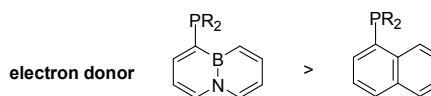


Figure 2. Design of ABN-phosphine Ligand

In line with our interest in BN-substituted aromatics, we recently reported a gram-scale synthesis of 4*a*,8*a*-azaboranaphthalene (ABN).<sup>7</sup> The trifecta features of ABN molecules with their unique molecular framework (e.g. embedded BN Lewis pair), impressive thermodynamic stability and relatively straightforward synthesis encourages us to investigate a new class of phosphine ligands with ABN-surrogates to substitute traditional all-carbon aryl groups. In addition, we reasoned that the electron density at the C4/C5 as well as C2/C7 in the ABN ring of **1** should increase relatively as expected by the resonance structures of ABN molecule, suggesting more  $sp^3$ -hybridized character at both carbons (1a and 1b in Figure 1), which may result in more electron-donating ABN-phosphine ligands relative to the corresponding arylphosphines (Figure 2).

As a merit outcome of excellent functional-group tolerance, late transition-metal (e.g. Pd/Cu/Ni) catalysed direct C-P(III) coupling reactions involving secondary phosphines and aryl halides have been developed as an important approach for the synthesis of arylphosphine compounds.<sup>8</sup> However, to our best knowledge, metal-catalysed coupling synthesis of ABN-

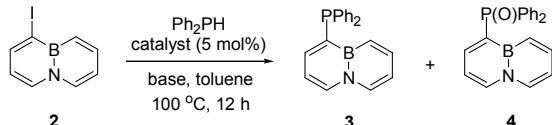
<sup>a</sup> Department of Chemistry, Shanghai Key Laboratory of Chemical Assessment and Sustainability (CAS), Tongji University, 1239 Siping Road, Yangpu District, Shanghai 200092, People's Republic of China. E-mail: xdfang@tongji.edu.cn.

<sup>b</sup> Department of Chemistry, Xiamen University, Xiamen, Fujian 361005, People's Republic of China.

Electronic Supplementary Information (ESI) available: [details of any supplementary information available should be included here]. See DOI: 10.1039/x0xx00000x

phosphine compounds has never been reported in the volume of literature and their function as supporting ligands in metal catalysis remains completely unexplored as well. Herein, we debut a copper-catalysed preparation of ABN-phosphine compounds that allows direct and efficient C-P(III) coupling of 4-iodo-ABN and diarylphosphine at 100 °C. Moreover, the resulting ABN-phosphine can be employed as supporting ligand in Pd-catalysed Suzuki-Miyaura coupling reactions and the catalytic activity of the catalyst system has been evaluated in a preliminary prospect.

**Table 1.** Optimisation of Catalysts and Bases in ABN-phosphine Synthesis<sup>a,b</sup>

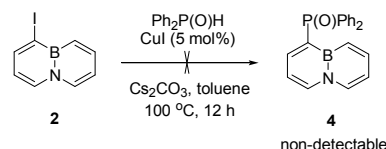


Entry	Base	Catalyst	Yield of <b>3</b> (%)	Yield of <b>4</b> (%)
1	Cs <sub>2</sub> CO <sub>3</sub>	CuCl	0	0
2	Cs <sub>2</sub> CO <sub>3</sub>	CuBr	27	19
3	Cs <sub>2</sub> CO <sub>3</sub>	CuI	<b>50</b>	<b>22</b>
4	K <sub>2</sub> CO <sub>3</sub>	CuI	45	25
5	K <sub>3</sub> PO <sub>4</sub>	CuI	38	21
6	NaOMe	CuI	22	Trace
7	NEt <sub>3</sub>	CuI	0	0

<sup>a</sup>Reaction conditions: 4-iodo-ABN (0.30 mmol), catalyst (0.015 mol, 5 mol%), Ph<sub>2</sub>PH(0.36 mmol, 1.2 equiv.), base (0.60 mmol), toluene (1.5 mL), 100 °C, 12 h. <sup>b</sup>Isolated yields based on the average of at least two independent runs after chromatography.

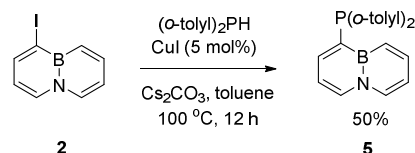
Our foregoing experiments indicated that the Grignard-type activation of iodo-ABN **2** by magnesium was unexpectedly difficult,<sup>7</sup> which thus excluded the conventional preparation of ABN-phosphines involving reactions of the corresponding ABN-Grignard reagents with phosphine halides. To resolve this synthetic conundrum, we have refocused our interest on the metal-catalysed C-P(III) cross-coupling reactions. To our delight, CuI is found to catalyse the aforementioned C-P(III) coupling reactions of **2** and diphenylphosphine in the presence of inorganic bases such as Cs<sub>2</sub>CO<sub>3</sub> at 100 °C (Table 1). The <sup>31</sup>P NMR analysis of the isolated crystalline product suggested the presence of two different species with distinctive <sup>31</sup>P NMR chemical shift values ( $\delta$ ) at 32.8 and -7.6 ppm respectively, which could be easily separated by flash column chromatography. As anticipated, the less polar compound of the two with  $\delta(^{31}\text{P}) = -7.6$  ppm was characterized by NMR, HRMS, and X-ray single crystal diffraction experiment as ABN-phosphine **3**; while the other one has been identified as the corresponding phosphine oxide **4**. The yield of **3** relative to **4** is optimized by screening various catalysts as well as bases. It is found that the best degree of conversion of **3** can be achieved with the catalyst system of CuI and Cs<sub>2</sub>CO<sub>3</sub> (Entry 3), though

accompanying phosphine oxide **4** still persists in the product mixture.



**Scheme 1.** Comparison Experiment

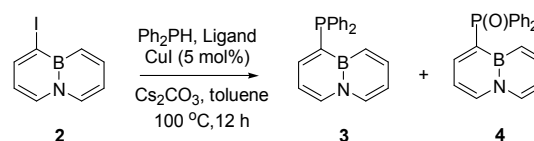
These experimental findings indicate that the above reaction condition is at stake and its optimization to avoid unnecessary oxidation may potentially lead to the selective preparation of ABN-phosphine **3**. Even with vigorous Schlenk technique to carefully eliminate oxygen in the reaction atmosphere, phosphine oxide **4** has been repeatedly isolated, albeit at a relatively lower content in the case of Cs<sub>2</sub>CO<sub>3</sub>. We speculated that the oxygenated bases might contribute to the formation of phosphine oxide **4**, though this conjecture needs further substantiation in the future work. In fact, H<sub>2</sub>O<sub>2</sub> oxidation of the mixture converts **3** to **4**, which can be subsequently deoxygenated by HSiCl<sub>3</sub> reduction to refurnish **3** in an overall 36% yield.<sup>9</sup>

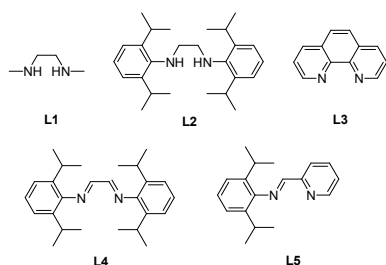


**Scheme 2.** Synthesis of ABN-phosphine Compound

When switching to sterically demanding di(*o*-tolyl) phosphine, the coupling reaction proceeds apparently in a different manner with no detectable formation of the corresponding phosphine oxide by <sup>31</sup>P NMR analysis (only one <sup>31</sup>P signal at  $\delta = -11.5$  ppm in the <sup>31</sup>P{<sup>1</sup>H} NMR spectrum, see the Electronic Supplementary Information (ESI)) and affords exclusively ABN-phosphine **5** in 50% yield, in agreement with <sup>1</sup>H NMR and HRMS results (Scheme 2). We attribute this observation to the increased steric hindrance in the environment of phosphorous that retards further oxidation. Unfortunately, attempts to obtain appropriate single crystals of **5** for X-ray diffraction analysis are unsuccessful at the present stage. Nonetheless, this observation reaffirms our previous argument that the oxidation mechanism of **3** to **4** is perhaps a process under kinetic control.

**Table 2.** Optimization by Ligand<sup>a,b</sup>

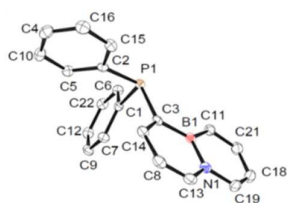




Entry	Ligand	Yield of <b>3</b> (%)	Yield of <b>4</b> (%)
1	L1	19	14
2	L2	25	0
3	L3	47	10
4	L4	<b>85</b>	<b>0</b>
5	L5	77	9

<sup>a</sup>Reaction conditions: 4-iodo-ABN (0.30 mmol), CuI (0.015 mmol, 5 mol%), Ph<sub>2</sub>PH (0.36 mmol, 1.2 equiv.), ligand (0.03 mmol, 10 mol%), Cs<sub>2</sub>CO<sub>3</sub> (0.60 mmol), toluene (1.5 mL), 100 °C, 12 h. <sup>b</sup>Isolated yields based on the average of at least two independent runs after chromatography.

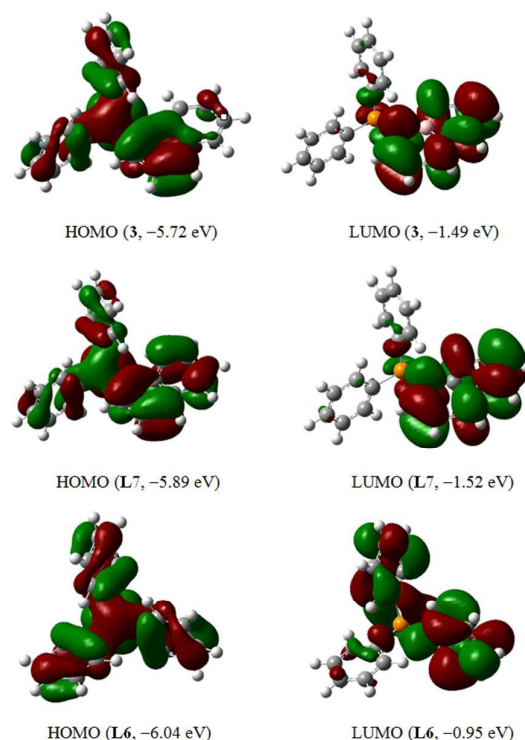
The fact that the steric influence of the ligand system may be translated into the chemoselective preparation of **3** stimulated us to optimize the reaction condition by screening proper ligands for the ABN-involved Cu-catalyzed C-P(III) coupling reactions (Table 2). As a secondary diamine, DMEDA (**L1**) was unable to improve either the yield or selective formation of **3** with a ratio of roughly 1:1 (Entry 1). In contrast, increasing the steric hindrance of the diamine system in **L2** helps to provide almost perfect selectivity for the coupling reaction with no observation of phosphine oxide **4** in the final product even with a relatively lower overall yield (Entry 2). 1,10-Phenanthroline(**L3**)-ligated Cu catalyst system seems to foster both better yield and selectivity of the reaction, suggesting that the diimine ligands may supply the key to the successful optimization of the reaction. In this regard, the steric bulkiness of the diimine ligand in **L4** indeed gives the best catalytic result of the coupling reaction (Entry 4); while a noticeable deteriorated selectivity of the reaction is recorded using less steric demanding diimine ligand **L5**, but without impact on the yield (Entry 5).



**Figure 3.** ORTEP drawing of **3**. Thermal ellipsoids are shown at 30% probability and H-atoms are omitted for clarity. CCDC deposition number: 1416758. Selected bond lengths (Å) and angles (deg): C3–C14 1.371(2), C14–C8 1.423(3), C8–C13 1.347(3), N1–C13 1.387(3), P1–C1 1.834(2), P1–C3 1.828(2),

B1–N1 1.461(3), C2–P1–C3–B1 1.56(5), C1–P1–C3–B1 104.69(5).

ABN-Phosphines **3** and **5** are both completely air- and moisture-stable in the solid state; while in the solution phase, **3** turns to be considerably air-sensitive and **5** keeps its notable stability. Single crystals of **3** suitable for X-ray diffraction analysis are grown by slow evaporation of its hexane solution at rt. The X-ray crystal structure of **3** is shown in Figure 3, showing the ABN ring perfectly planar with all metric parameter values consistent with those found in typical BN aromatics.<sup>10</sup> Perhaps, the most striking conformational feature of **3** in the solid state is pyramidal phosphorous atom with lone pair of electrons orienting toward the inner bay area of ABN. In this respect, two bulky phenyl groups point away from the C11–H bond such that the steric constraint may be minimized. Interestingly, the lone pair of the phosphorous atom lies out of the ABN ring plane with a dihedral angle of *ca.* 52°, a reminiscent character of  $\pi$ -conjugation system. These structural features are similarly observed by Venkataraman in the single crystal structure of (1-naphthyl)diphenylphosphine (**L7**).<sup>8d</sup>



**Figure 4.** HOMO/LUMO Orbitals by DFT Calculation

Density functional theory (DFT) studies at the RB3LYP/6-31++G(d,p) level are comparatively performed to provide some insightful glimpses of molecular electronic properties of PPh<sub>3</sub> (**L6**), **3** and its corresponding carbon analogue (1-naphthyl)diphenylphosphine (**L7**) (Figure 4 and the ESI), indicative of completely different electronic structures resulting from the BN-substitution. First, both ABN- and

naphthyl-phosphine compounds (**3** and **L7**) possess narrowed HOMO-LUMO band gaps than  $\text{PPh}_3$  (5.09 eV), while **3** (4.24 eV) exhibits even smaller band gap than **L7** (4.37 eV), consistent with our resonance structure argument and X-ray diffraction results. The calculated HOMOs of **3** and **L7** have the largest molecular orbital coefficients at the phosphorous center, while the LUMOs of two ligands are dominated by the ABN and naphthyl groups respectively. In particular, the different HOMO energy levels of **3** and **L7** contribute most to the relatively smaller band gap of **3**, indicating more efficient orbital interaction between phosphorus and ABN in **3** for a better electron-density overlap.

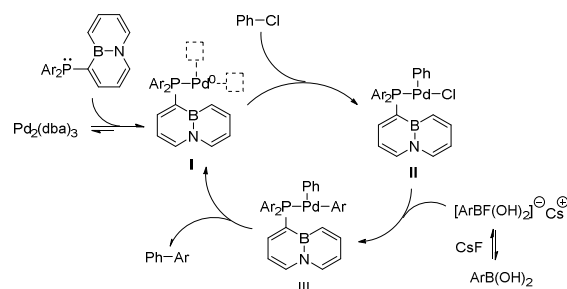
**Table 3.** Ligand Evaluation with Pd-Catalysed Suzuki-Miyaura Cross-Coupling Reactions<sup>a,b</sup>

Entry	Ar-X	Ligand	Product	Yield (%)
1				88
2				92
3				92
4		N/A		61
5		N/A		0
6		<b>L6</b>		78
7		<b>L6</b>		8
8		<b>L6</b>		12
9		<b>L6</b>		0
10		<b>L6</b>		0
11		<b>L7</b>		21
12		<b>L7</b>		0
13		<b>3</b>		87
14		<b>3</b>		62
15		<b>3</b>		54
16		<b>3</b>		23
17		<b>3</b>		12

<sup>a</sup>Reaction conditions: aryl halides (0.5 mmol), phenyl boronic acid (1.5 equiv.),  $\text{CsF}$  (3 equiv.),  $\text{Pd}_2(\text{dba})_3$  (3 mol%), ligand (5 mol%), toluene (2 mL), 100 °C, 12 h. <sup>b</sup>Isolated yields based on

the average of at least two independent runs after chromatography.

The catalytic results of a  $\text{Pd}_2(\text{dba})_3$ /phosphine catalyst system have been utilised to evaluate the activity of new phosphine ligand **3** in Suzuki-Miyaura coupling reactions of aryl halides and phenyl boronic acid (Table 3).<sup>11</sup> All phosphine ligands (**L6**, **L7**, and **3**) work efficiently with excellent yields in Pd-catalysed couplings of aryl bromide and  $\text{PhB}(\text{OH})_2$  (Entries 1, 2 and 3) under the reaction conditions described above. In contrast to  $\text{PPh}_3$  (**L6**) (Entry 6), ABN-phosphine **3** is relatively insensitive to steric congestion of the substrate with a similar coupling yield (Entry 13). Without the help of ligand,  $\text{Pd}_2(\text{dba})_3$  exhibits a reasonable activity in coupling of aryl bromide (Entry 4), but shows no sign of catalysing the coupling reactions of more difficult aryl chloride (Entry 5). This observation indicates that the  $\text{Pd}_2(\text{dba})_3$ /phosphine catalyst system is well-suitable for gauging the ligand activity in the coupling reactions of aryl chlorides. In general, Pd-catalysed coupling reactions of electron-deficient aryl chlorides promoted by  $\text{PPh}_3$  afford less than 10% expected product (Entries 7 and 8) and no coupled product is detected in chlorobenzene and dichlorobenzene cases (Entries 9 and 10). In contrast, ABN-phosphine **3** clearly results in much improved yields of Pd-catalysed Suzuki couplings of the corresponding aryl chlorides (Entries 14-17). Finally, the carbon analogue (**L7**) of **3** gives apparently much less satisfied coupling results (Entries 11 and 12). The isosteric structures of **3** and **L7** suggest that the electronic factors of two naphthalene ring structures differed by BN-substitution may be responsible for the catalytic disparity observed above. Further study of the coordination chemistry of BN-naphthyl phosphines may provide additional evidence for the experimental observations.



**Scheme 3.** Proposed Mechanism

A mechanism involving the participation of a Pd(0) intermediate stabilised by ABN-phosphine ligand in the catalytic cycle is envisioned (Scheme 3). First, ABN-phosphine ligates to the Pd(0) species and extends the lifetime of the catalytic intermediate I by less dissociative coordination. Secondly, the Pd(0) metal centre with relatively increased *d*-electron density becomes more reactive toward the oxidative addition of C–Cl bond. Subsequent reductive elimination of Pd complex III regenerates the catalytic species I and liberates the cross-coupled product.



## Conclusions

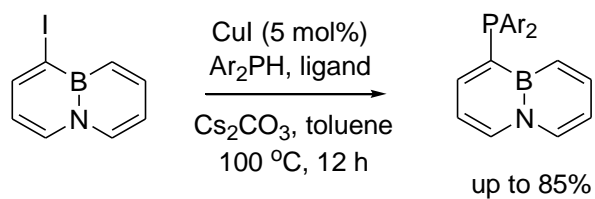
In summary, we have demonstrated for the first time that Cu-catalysed C-P(III) coupling reactions can be utilised to synthesize ABN-phosphine compounds **3** and **5**. The electronic modulation of the catalyst system in Suzuki-Miyaura coupling reactions has been evaluated. The synthesis of ABN-phosphine ligands provides new arsenal to transition-metal catalysis, and the logical modification of the ABN-phosphine ligand system steering toward asymmetric catalysis and C-F bond activation is under investigation in our laboratory.

## Acknowledgment

We thank the Shanghai Pujiang Program (12PJ1408300) and the National Natural Science Foundation of China (21142006) for partial financial support of this project.

## Notes and references

- (a) J. Tsuji, *Transition Metal Reagents and Catalysts: Innovations in Organic Synthesis*, John Wiley & Sons: Chichester, 2000. (b) J. F. Hartwig, *Organotransition Metal Chemistry, from Bonding to Catalysis*, University Science Books: New York, 2010. (c) W. Shi, C. Liu and A. W. Lei, *Chem Soc Rev*, 2011, **40**, 2761-2776. (d) R. Jana, T. P. Pathak and M. S. Sigman, *Chem Rev*, 2011, **111**, 1417-1492. (e) C. C. J. Seechurn, M. O. Kitching, T. J. Colacot and V. Snieckus, *Angew Chem Int Edit*, 2012, **51**, 5062-5085.
- (a) P. W. N. M. v. L. Paul C. J. Kamer, *Phosphorus(III)Ligands in Homogeneous Catalysis: Design and Synthesis*, John Wiley & Sons: Chichester, 2012. (b) R. Martin and S. L. Buchwald, *Accounts Chem Res*, 2008, **41**, 1461-1473.
- (a) I. Ojima, *Catalytic Asymmetric Synthesis, 3rd Edition*, Wiley-VCH: Weinheim, 2010. (b) R. Noyori and T. Ohkuma, *Angew Chem Int Edit*, 2001, **40**, 40-73. (c) B. Ghaffari, S. M. Preshlock, D. L. Plattner, R. J. Staples, P. E. Maligres, S. W. Krska, R. E. Maleczka and M. R. Smith, *J Am Chem Soc*, 2014, **136**, 14345-14348.
- (a) A. F. Littke and G. C. Fu, *Angew Chem Int Edit*, 2002, **41**, 4176-4211. (b) D. W. Old, J. P. Wolfe and S. L. Buchwald, *J Am Chem Soc*, 1998, **120**, 9722-9723.
- (a) M. A. Courtemanche, M. A. Legare, L. Maron and F. G. Fontaine, *J Am Chem Soc*, 2013, **135**, 9326-9329. (b) D. W. Stephan and G. Erker, *Angew Chem Int Edit*, 2010, **49**, 46-76. (c) V. V. Grushin and W. J. Marshall, *J Am Chem Soc*, 2004, **126**, 3068-3069. (d) Y. B. Yu, G. Z. He and X. G. Zhang, *Angew Chem Int Edit*, 2014, **53**, 10457-10461.
- (a) James P. Collman, Jack R. Norton, Richard G. Finke, *Principles and Applications of Organotransition Metal Chemistry, 2nd Edition*, University Science Books: Sausalito, 1987. (b) L. Noel-Duchesneau, N. Lugan, G. Lavigne, A. Labande and V. Cesar, *Organometallics*, 2014, **33**, 5085-5088.
- F. Y. Sun, L. L. Lv, M. Huang, Z. H. Zhou and X. D. Fang, *Organic Letters*, 2014, **16**, 5024-5027.
- (a) D. W. Cai, J. F. Payack, D. R. Bender, D. L. Hughes, T. R. Verhoeven and P. J. Reider, *J Org Chem*, 1994, **59**, 7180-7181. (b) O. Herd, A. Hessler, M. Hingst, M. Tepper and O. Stelzer, *J Organomet Chem*, 1996, **522**, 69-76. (c) A. Stadler and C. O. Kappe, *Organic Letters*, 2002, **4**, 3541-3543. (d) D. Van Allen and D. Venkataraman, *J Org Chem*, 2003, **68**, 4590-4593. (e) D. Gelman, L. Jiang and S. L. Buchwald, *Organic Letters*, 2003, **5**, 2315-2318. (f) Y. L. Zhao, G. J. Wu, Y. Li, L. X. Gao and F. S. Han, *Chem-Eur J*, 2012, **18**, 9622-9627. (g) M. Kalek, A. Ziadi and J. Stawinski, *Organic Letters*, 2008, **10**, 4637-4640.
- Y. H. Li, L. Q. Lu, S. Das, S. Pisiewicz, K. Junge and M. Beller, *J Am Chem Soc*, 2012, **134**, 18325-18329.
- P. G. Campbell, A. J. V. Marwitz and S. Y. Liu, *Angew Chem Int Edit*, 2012, **51**, 6074-6092.
- T. E. Barder, S. D. Walker, J. R. Martinelli and S. L. Buchwald, *J Am Chem Soc*, 2005, **127**, 4685-4696.



Design, synthesis and characterization of new BN-aromatic phosphine ligands are presented, demonstrating moderate catalytic activity in Suzuki reactions of C-Cl bond.