

RSC Advances



This is an *Accepted Manuscript*, which has been through the Royal Society of Chemistry peer review process and has been accepted for publication.

Accepted Manuscripts are published online shortly after acceptance, before technical editing, formatting and proof reading. Using this free service, authors can make their results available to the community, in citable form, before we publish the edited article. This *Accepted Manuscript* will be replaced by the edited, formatted and paginated article as soon as this is available.

You can find more information about *Accepted Manuscripts* in the [Information for Authors](#).

Please note that technical editing may introduce minor changes to the text and/or graphics, which may alter content. The journal's standard [Terms & Conditions](#) and the [Ethical guidelines](#) still apply. In no event shall the Royal Society of Chemistry be held responsible for any errors or omissions in this *Accepted Manuscript* or any consequences arising from the use of any information it contains.

On water synthesis of pyran-chromenes *via* multicomponent reaction catalyzed by fluorescent *t*-ZrO₂ nanoparticles

Received 00th January 20xx,
Accepted 00th January 20xx

DOI: 10.1039/x0xx00000x

www.rsc.org/

Arijit Saha,^a Soumen Payra^a and Subhash Banerjee^{a,*}

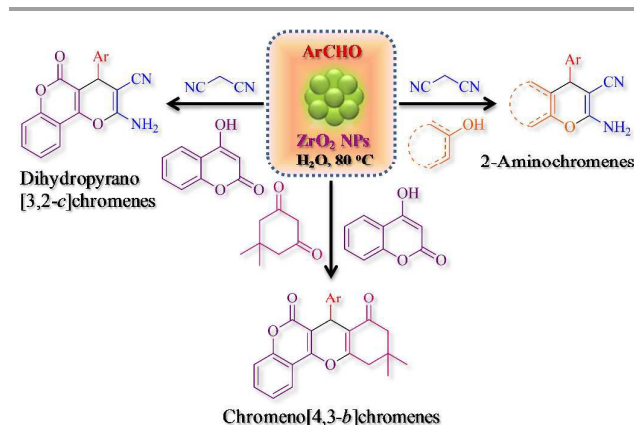
Here, we have demonstrated fluorescent tetragonal ZrO₂ nanoparticles (*t*-ZrO₂ NPs) catalyzed green one-pot multicomponent protocol for the synthesis of diverse pyran fused chromene analogous such as 2-aminochromenes, dihydropyrano[3,2-*c*]chromene, chromeno[4,3-*b*]chromene derivatives in water. The rate of the reactions and yields of the products have increased significantly in water. In addition, *t*-ZrO₂ NPs showed higher reactivity than monoclinic ZrO₂ NPs. The *t*-ZrO₂ NPs were recycled and the gradual decrease in yield of the product using recycled catalyst could be possibly due to the decrease in zirconium content associated with decrease in oxygen vacancies which were evident from fluorescence and atomic absorption studies. However, the tetragonal phase of the catalyst remained intact even at 10th cycle.

Introduction

The development of green alternative multicomponent reactions (MCRs) has attracted much attention as these reactions produced important biological scaffolds¹ and various designers as well as marketed drugs² in an environment-friendly pathway. The reaction parameters such as, solvent, catalyst etc. of a MCR determines the selectivity, versatility and environmental acceptability. Water is the greenest solvent among all and consequently it has been widely used as reaction media for elementary organic transformations^{3a-e} as well as in MCRs.⁴ It has also been reported that water accelerates the rate of the reaction due to its high polarity, hydrogen bonding in the transition state and hydro-phobic effect.^{3,4} On other side, catalyst also plays a crucial role in determining the yield and selectivity. Thus, synthesis of bio-active scaffolds *via* MCR using a mild and inexpensive catalyst in green solvent like water is appreciated.

Recently, heterogeneous nano-catalysis have attracted much interest due to their unique properties of large and reactive surface areas, selective reactivity, reusability, greener reactions reaction conditions⁵ and providing advantages of both homogeneous and heterogeneous catalysis.⁶ Very recently, metal oxide nanoparticles (NPs) have been widely applied as catalysts because of their dual Lewis acid and Lewis base nature and red-ox properties on the surface.⁷ As a part of our continuous interest in catalysis by metal oxide

nanoparticles,⁸ we have reported excellent catalytic activity of ZrO₂ NPs in MCRs leading pyrano[2,3-*c*]pyrazoles and bezylpyrazolyl coumarins.⁸ⁱ In this paper, we have explored the catalytic activity of ZrO₂ NPs in one-pot MCRs leading various bioactive pyran fused chromene scaffolds namely, 2-aminochromenes, dihydropyrano[3,2-*c*]chromenes and chromeno[4,3-*b*]chromenes (scheme 1).



Scheme 1 ZrO₂ NPs catalyzed synthesis of functionalized pyran annulated chromene analogues.

Results & Discussion

At first we have tried to synthesize pyran fused 2-aminochromene derivatives using ZrO₂ NPs. These moieties exhibited various biological and pharmaceutical activities⁹ such as antimicrobial,^{10a} mutagenicity,^{10b} antiviral,^{10c} antiproliferative,^{10d} sex pheromonal,^{10e} antitumor,^{10f} central

Department of Chemistry, Guru Ghasidas Vishwavidyalaya, Bilaspur-495009, Chhattisgarh, India. E-mail: ocsb2009@yahoo.com; Fax: +91 7752 260148; Tel: +91-7587401979.

*Electronic Supplementary Information (ESI) available: [details of experimental procedure for preparation of catalysts and synthesis of pyran fused chromenes, supplementary information available should be included here]. See DOI: 10.1039/x0xx00000x

nervous system activity^{10g} etc. agent and influenza virus sialidases inhibitors.^{10h} Some selected bioactive 2-aminochromene derivatives are shown in Fig. 1. In addition, these moieties are present as essential component in many natural products and used as valuable constituent for the fabrication of commercially important products.¹¹

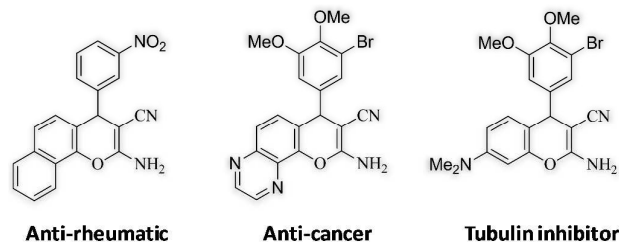


Fig. 1 Biologically potent pyran fused 2-aminochromenes.

Typically, these moieties have been synthesized *via* three components condensation reactions of aryl aldehyde, malononitrile and activated phenols using a catalyst or reagent. However, most of them utilized homogeneous¹²⁻¹³ catalyst/reagent such as toxic nitrogen containing bases like piperidine/triethylamine,¹² basic reagents *e.g.* ammonium salts,^{13a} NaOH,^{13b} K₂CO₃,^{13c} I₂/K₂CO₃,^{13d} or Lewis acids (*e.g.* TiCl₄,^{13e} InCl₃,^{13f}) and few have used heterogeneous catalyst.¹⁴ Moreover, most of the methods utilized hazardous organic solvents *e.g.* DMF or acetonitrile.¹² Thus, the synthesis of 2-aminochromenes using a mild catalyst in green solvent like water is in demand. Here, we have observed remarkable catalytic activity of ZrO₂ NPs in one-pot three component reactions leading to 2-aminochromenes in water.

Initially, we have prepared ZrO₂ NPs *via* sol-gel method by the condensation of ZrO₂Cl₂·8H₂O under basic medium⁸ⁱ (See †ESI 1 for details) and the material was analyzed by different analytical and spectroscopic techniques. The powder X-ray diffraction (XRD) pattern of the material indicates the formation of nano sized ZrO₂ particles which contains purely tetragonal phase and the average sizes of 12 nm (calculated from XRD using Scherrer formula¹⁵). These results are in well accordance with our previous report⁸ⁱ as well as results reported by Xie *et al.*¹⁶

The morphology and particle size of the ZrO₂ NPs were further confirmed by high resolution transmission electron microscopic (HRTEM) study. The HRTEM image (Fig. 2a) revealed the formation of spherical size ZrO₂ NPs. The selected electron diffraction (SAED) pattern (inset, Fig.2b) reveals the *d* values corresponding to the four brightest rings are 3.39, 1.84, 1.61, and 1.25 Å (from the inner to the outer) which are associated with the {101}, {122}, {211} and {213} planes of *t*-ZrO₂ respectively (JCPDS no. 79-1771).¹⁷ Fig. 3a shows the spare magnified image of ZrO₂ NPs clearly illustrating the associated lattice fringes with lattice spacing 0.295 nm corresponding to {111} plane of *t*-ZrO₂ (JCPDS card no. 17-0923).¹⁸ The size distribution of the NPs was measured from HRTEM study over 100 grains and a narrow size distribution of ZrO₂ NPs was observed and the Gaussian plot shows the

average particle size of 11.4 nm (See Fig. S1, †ESI 2a). Energy dispersive X-ray analysis (EDX) through HRTEM clearly indicates that the sample is highly pure and does not contain any impurity peaks (Fig. 3b). The EDX analysis also interprets that the Zr/O ratio is slightly higher than the expected value which may be due to the creation of oxygen vacancies that make the tetragonal phase more stable (See †ESI 2b).





Fig. 2 (a) HRTEM image of *t*-ZrO₂ NPs (b) SAED pattern of *t*-ZrO₂ NPs



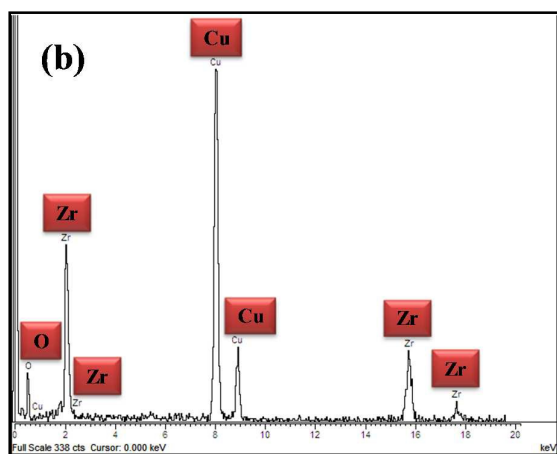


Fig. 3 (a) Magnified HRTEM of *t*-ZrO₂ NPs shows lattice fringes with lattice spacing (b) HRTEM-EDX pattern of *t*-ZrO₂ NPs.

The optical properties of ZrO₂ NPs have been analyzed using electronic absorption (spectra not provided) and fluorescence spectroscopy. The ZrO₂ NPs showed maxima at 261 nm (band gap \sim 4.76 eV) in UV-Vis spectrum⁸ⁱ and exhibited a sharp emission peak at 546 nm ($\lambda_{\text{excitation}} = 260$ nm) in water in the fluorescence spectrum (Fig. 4).

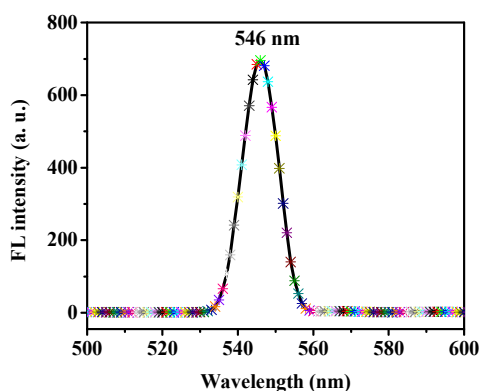


Fig. 4 Fluorescence spectrum of ZrO₂ NPs in water ($\lambda_{\text{excitation}} = 260$ nm).

The red-shift of the emission band as compared to the bulk ZrO₂ (band gap 5.6 eV) indicates that the fluorescence involves extrinsic states or defect states *i.e.* due to the arrangement of oxygen vacancies.¹⁹⁻²⁰

Next, the properly characterized *t*-ZrO₂ NPs were then used for the synthesis of pyrano fused 2-aminochromene derivatives. When a mixture of benzaldehyde (1 mmol), malononitrile (1 mmol), 1-naphthol (1 mmol) and *t*-ZrO₂ (12 mg, 10 mol%) is heated at 80 °C in water (5 ml), excellent yield of 2-amino-3-cyano-4-phenyl-4*H*-benzo[*h*]chromene (92%) was obtained after 30 minutes (entry 1, Table 1). However, at room temperature the same reaction did not produce desired

product even after 2 hrs (entry 2, Table 1). The reaction also failed to produce product in absence of the catalyst (entry 3, Table 1). The ZrO₂ NPs were found to be less reactive in organic solvents like acetonitrile, toluene and dimethyl formamide (DMF) (entries 4-6, Table 1). To study the effect of phase of the catalyst, we have studied the reaction using monoclinic ZrO₂ (*m*-ZrO₂) NPs and cubic (bulk) ZrO₂ and it was observed that both cubic and *m*-ZrO₂ are less reactive than *t*-ZrO₂ (entries 7-8, Table 1). The phase pure monoclinic *m*-ZrO₂ NPs were prepared by following our previous report⁸ⁱ (See †ESI 3 for detailed preparation). The *t*-ZrO₂ NPs were also found to be more reactive compared to Fe₃O₄, SiO₂, CuO and ZnO etc. NPs (entries 9-12, Table 1). Thus, the reaction using 10 mol% of *t*-ZrO₂ NPs in water at 80 °C was considered as the optimized reaction conditions (see †ESI 4 for details experimental procedure).

Using optimized conditions, we have explored the scope of the methodology for the synthesis of 2-aminochromene derivatives. We have observed that the *t*-ZrO₂ NPs were able to produce a series of 2-aminochromene derivatives (1a-f, Table 2) by the condensation of variety of substituted aryl aldehydes with malononitrile and 1-naphthol (entries 1-6, Table 2). Excellent yields of the products were obtained within practical time period (30-55 minutes).

Table 1 Optimization of reaction conditions for the synthesis of 2-aminochromene derivatives

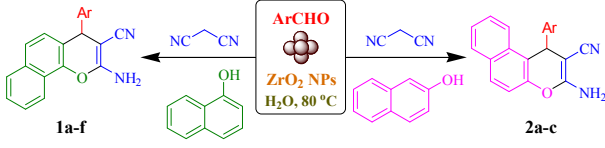
Entry	Catalyst	Solvent/cond.	Time (min)	Yield (%) ^a
1	<i>t</i> -ZrO ₂ NPs	H ₂ O/80 °C	30	92
2	<i>t</i> -ZrO ₂ NPs	H ₂ O/RT	240	-
3	No catalyst	H ₂ O/80 °C	240	-
4	<i>t</i> -ZrO ₂ NPs	CH ₃ CN/80 °C	60	77
5	<i>t</i> -ZrO ₂ NPs	Toluene/80 °C	60	62
6	<i>t</i> -ZrO ₂ NPs	DMF/80 °C	60	60
7	Bulk ZrO ₂	H ₂ O/80 °C	60	41
8	<i>m</i> -ZrO ₂ NPs	H ₂ O/80 °C	30	52
9	Fe ₃ O ₄ NPs	H ₂ O/80 °C	60	57
10	SiO ₂ NPs	H ₂ O/80 °C	60	51
11	CuO NPs	H ₂ O/80 °C	60	79
12	ZnO NPs	H ₂ O/80 °C	60	66

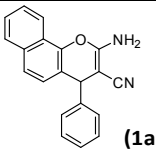
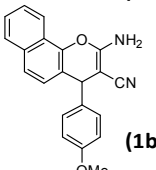
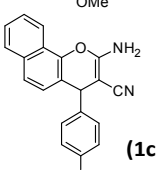
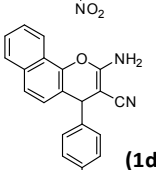
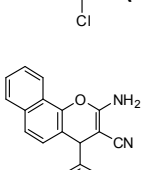
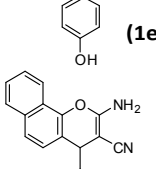
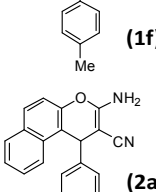
Reaction conditions: benzaldehyde (1 mmol), malononitrile (1 mmol), 1-naphthol (1 mmol), catalyst (10 mol %), solvent (5 ml) with continuous stirring. ^aisolated yield, RT means room temperature.

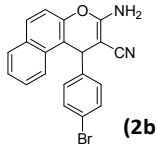
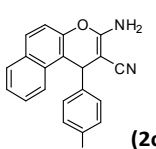
We have also extended the scope of *t*-ZrO₂ NPs catalyzed reactions by using 2-naphthol in place of 1-naphthol and observed that corresponding 2-aminochromene derivatives (2a-c) were produced in good yields. Aryl aldehydes containing both electron donating (*e.g.* -OMe, -CH₃, -Cl etc.) and electron withdrawing (*e.g.* -NO₂) groups were participated in

the reaction and no electronic effect was observed. The results were presented in Table 2. All the products are solid and were purified by recrystallization from ethanol and identified by their melting points determination and nuclear magnetic resonance spectroscopic study.

Table 2 *t*-ZrO₂ NPs catalyzed synthesis of 2-aminochromenes



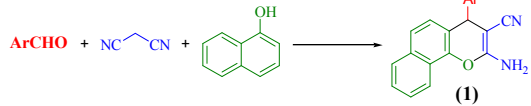
Entry	Product	Time (min)	Yield (%) ^a	M.P. (°C) ^b Obs. Rep. ^{ref}
1	 (1a)	40	92	205-207 207-210 ^{13h}
2	 (1b)	35	94	205-207 206-208 ^{13h}
3	 (1c)	40	92	234-237 233-234 ^{13h}
4	 (1d)	45	89	233-235 232-234 ^{13h}
5	 (1e)	55	88	192-194 190-192 ^{13h}
6	 (1f)	50	90	206-209 206-208 ^{13h}
7	 (2a)	45	91	279-281 283-285 ^{13h}

8	 (2b)	55	89	237-239 238-240 ^{13h}
9	 (2c)	40	94	187-190 188-189 ^{13h}

Reaction conditions: aryl aldehyde (1 mmol), malononitrile (1 mmol), 1- or 2-naphthol (1 mmol), *t*-ZrO₂ NPs (10 mol%, 12 mg) and H₂O (5 ml) with continuous stirring at 80 °C. ^aYields refer to that of pure isolated products. ^bMelting points were determined for the pure and recrystallized products.

In order to compare the catalytic efficiency of *t*-ZrO₂ NPs for the synthesis of 2-aminochromene derivatives, a comparative study of catalytic performance of the present catalyst with the reported ones is presented in Table 3.

Table 3 Comparative study of *t*-ZrO₂ NPs for the synthesis of 2-aminochromene derivatives



Entry	Catalyst	Reaction Conditions	Yield (%)	Time (min.)
1	<i>t</i> -ZrO ₂ NPs ^a	12 mg/H ₂ O/ 80°C	88-94	35-55
2	Rochelle Salt ^{14d}	60 mg/ EtOH/reflux	75-90	240-480
3	TFMO-1 ^{14e}	40 mg/neat/ 110°C	86-92	240-360
4	Basic Al ₂ O ₃ ^{14c}	500 mg/ H ₂ O/Reflux	83-96	180
5	Na ₂ CaP ₂ O ₇ ^{14f}	H ₂ O/Reflux	72-94	240-300

^a Present work

The above comparison clearly indicates that the present method is better in terms of reaction time, environmental safety and catalyst loading.

The phase of played a significant role and the tetragonal phase of ZrO₂ showed higher reactivity compared to its monoclinic phase. This phenomenon was in accordance with our previous report⁸ⁱ and also reported by others.^{21a,b} The observed higher activity of the tetragonal phase was possibly due to the presence of oxygen vacancies, which are responsible for stability and higher surface activity for pure *t*-ZrO₂.^{21a-c} The presence of oxygen vacancies was also evident from the fluorescence study of *t*-ZrO₂ NPs.

Next, we have investigated the stability of *t*-ZrO₂ NPs checking its reusability for the synthesis of 2-amino-3-cyano-4-phenyl-4H-benzo[*h*]chromene (1a).

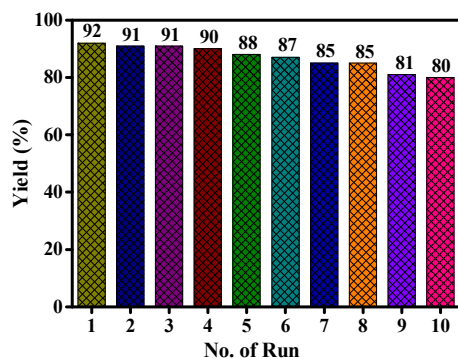
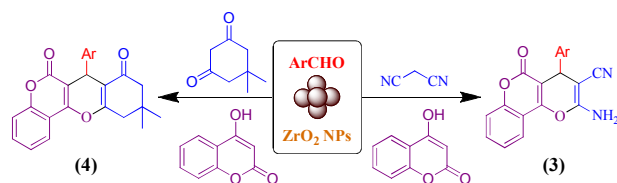


Fig. 5 Represents reusability of *t*-ZrO₂ for the synthesis of 2-amino-3-cyano-4-phenyl-4H-benzo[*h*]chromene (1a).

After each cycle, the *t*-ZrO₂ NPs were recovered by centrifugation, washed, dried and reused. The tetragonal phase of the *t*-ZrO₂ NPs (confirmed by powder XRD; see Fig. S3, †ESI 5) was remained intact even after 10th cycle (Fig. 5). The decrease in yield may possibly due to loss of surface hydroxyl groups⁸ⁱ or decrease of Zr-content which eventually associated with decrease of oxygen vacancies. The decrease of oxygen vacancies was evident from the fluorescence measurement of the recycled ZrO₂ NPs with a blue shift (~20 nm) of emission maximum of ZrO₂ NPs (see Fig. S4, †ESI 5). Further, the decrease of Zr-content in recycled ZrO₂ NPs was evident from atomic absorption spectroscopic (AAS). The AAS results have been presented in table 1, †ESI 5. Moreover, no peak corresponding to the NPs were observed in the FT-IR spectra (Fig S5, ESI 5) of recycled product.

Motivated by the previous results next, we have tried to explore the catalytic efficiency of *t*-ZrO₂ NPs for synthesis of related pyran annulated heterocyclic compounds such as dihydropyrano[3,2-*c*]chromene (3) and chromeno[4,3-*b*]chromene derivatives (4) by the condensation of aldehyde, malononitrile (for synthesis of 3) or 5,5-dimethyl-1,3-cyclohexanedione (for the synthesis of 4) and 4-hydroxy-coumarin (Scheme 2).



Scheme 2 *t*-ZrO₂ NPs catalyzed synthesis of dihydropyrano[3,2-*c*]chromene(3) and chromeno[4,3-*b*]chromene derivatives(4) derivatives.

Synthesis of coumarin fused pyran annulated 4*H*-chromenes, in particular, dihydropyrano[3,2-*c*]chromene and

chromeno[4,3-*b*]chromene derivatives are of much interest as these moieties have shown diverse biological activities and act as anti-cancer,^{22a} emetic,^{22b} anti-HIV,^{22c} anti-tumor,^{22d} anti-alzheimer,^{22e} anti-bacterial,^{22f} anti-malaria,^{22g} diuretic,^{22h} spasmolytic,²²ⁱ anti-leukemic,^{22j} anti-anaphylactic^{22k} and anti-coagulant^{22l} agents. Few selected such bio-active molecules are shown in Fig. 6.

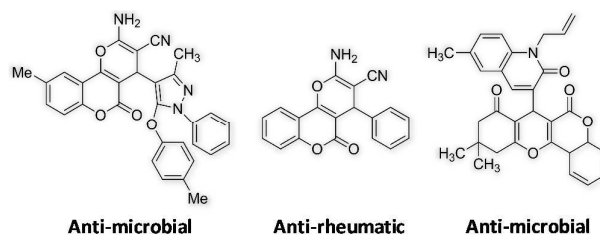


Fig. 6 Diverged bioactive coumarin fused 4*H*-chromenes.

When a mixture benzaldehyde (1 mmol), malononitrile (1 mmol), 4-hydroxy-coumarin (1 mmol) and *t*-ZrO₂ (12 mg) was reacted under the above mentioned optimized conditions *i.e.* heating in water at 80 °C, good yield (90%) of white solid product was isolated and identified as dihydropyrano[3,2-*c*]chromene (3a) (see †ESI 6 for details experimental procedure).

The scope of this reaction for the synthesis of dihydropyrano[3,2-*c*]chromenes (3a-e) has been presented in Table 3. By replacing malononitrile with 5,5-dimethyl-1,3-cyclohexanedione, in the said reaction, we have also synthesized chromeno[4,3-*b*]chromene derivatives (4a-d) (see †ESI 7 for details experimental procedure).

Table 4 *t*-ZrO₂ NPs catalyzed synthesis of dihydropyrano[3,2-*c*]chromene and chromeno[4,3-*b*]chromene derivatives

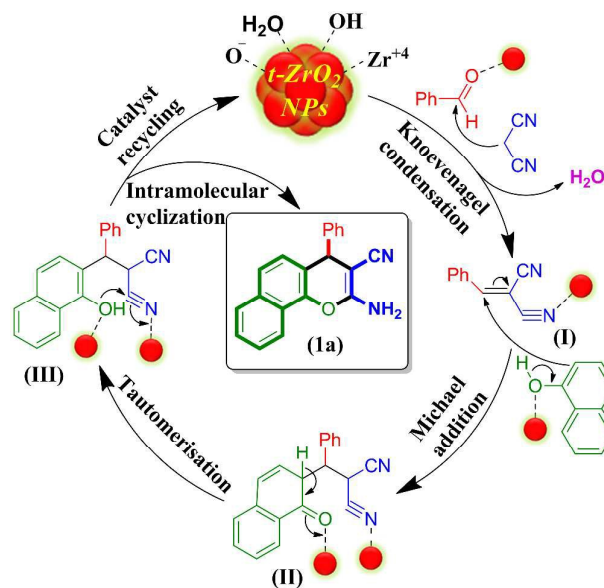
Entry	Product	Time (min)	Yield (%) ^a	M.P. (°C) ^b	
				Obs.	Rep. ^{ref}
1		30	90	256-259	256-258 ²³ⁿ

2		26	95	246-249	248-250 ²³ⁿ
3		30	93	254-256	256-258 ²³ⁿ
4		35	91	258-261	260-262 ²³ⁿ
5		38	89	253-255	253-256 ²³ⁿ
6		25	91	224-226	226 ^{24b}
7		25	94	188-190	190 ^{24b}
8		30	93	209-211	212 ^{24b}
9		35	89	169-171	172 ^{24c}

Reaction condition: aryl aldehyde (1 mmol), malononitrile or dimedone (1 mmol), 4-hydroxycoumarin (1 mmol), *t*-ZrO₂ NPs (10 mol%, 12.3 mg) and H₂O (5 ml) with continuous stirring at 80 °C. ^a Yield of pure isolated products. ^b melting point was determined for the pure recrystallized products.

All the reactions listed in Table 3 are very clean and afforded excellent yields of the products. Although, various catalysts/reagents²³ have been used for the synthesis of dihydropyrano[3,2-*c*]chromene derivatives, however, only three reports²⁴ are available in literature for the synthesis of chromeno[4,3-*b*]chromene derivatives. The present protocol offered several advantages such as (i) use of mild ZrO₂ NPs as catalyst, (ii) water as solvent, (iii) faster reaction rate (less than 1 hr), (iv) good to excellent yields of the products, (v) simple isolation and purification of products etc. The products were identified by their melting points determination and spectroscopic analysis (See ESI 8). These values are in well accordance with the values reported in literature.

Finally, a plausible mechanism has been suggested in Scheme 3 for the formation 2-amino-3-cyano-4-phenyl-4*H*-benzo[*h*]chromene (1a) in consultation with previously reported^{8i,14e} mechanisms. The reaction believed to proceed *via* initial Knoevenagel condensation to produce 2-phenylidene malononitrile (I). Subsequently, the Michael addition reaction of the intermediate (I) with 1-naphthol followed by tautomerization and intra-molecular cyclization furnished the desired product.



Scheme 3 Plausible mechanism for *t*-ZrO₂ NPs catalysed synthesis of 2-aminochromene derivative (1a).

In our previous study,⁸ⁱ we have established that the surface of ZrO₂ NPs contains active hydroxyl, oxide and Zr⁺⁴; which were reported to exhibit Lewis acidic or basic properties.^{21c} Thus,

these groups play an important role during the multicomponent synthesis of pyran fused 2-aminochromenes.

Conclusions

In conclusion, we have demonstrated MCRs leading to biologically active pyran fused chromene derivatives namely, 2-amino chromenes, dihydropyrano[3,2-c]chromene and chromeno[4,3-b]chromene derivatives using fluorescent t-ZrO₂ NPs as mild and reusable catalyst under aqueous medium. The fluorescent t-ZrO₂ NPs were characterized by analytical and spectroscopic methods. The present protocol offered several novelties such as (i) shorter reaction time (25-55 min.), (ii) high isolated yields of the products (88-95%), (iii) use of water as green reaction medium, (iv) the products were purified by recrystallization from ethanol and thus the use of organic solvents were avoided totally and finally, (v) reusability of ZrO₂ NPs made the protocol environmentally benign. Further, in addition to the stability of tetragonal phase of recycled ZrO₂ NPs, here we have established that the decrease of catalytic activities of recycled ZrO₂ NPs associated with the loss of yield of the product was due to decrease of Zr-content which eventually associated with decrease of oxygen vacancies.

Acknowledgements

We are pleased to acknowledge the funding agencies Department of Science and Technology, New Delhi, Govt. of India (NO.SB/FT/CS-023/2012). AS and SP also thank Guru Ghasidas Vishwavidyalaya for their fellowship. Special thanks to Prof. B. C. Ranu and his group for their help in NMR studies.

Notes and references

- (a) I. Ugi and A. Domling, *Angew. Chem. Int. Ed.*, 2000, **39**, 3168; (b) L.F. Tietze and A. Modi, *Med. Res. Rev.*, 2000, **20**, 304.
- (a) G. H. Posner, *Chem. Rev.*, 1986, **86**, 831; (b) L. A. Wessjohann, D. G. Rivera and O. E. Vercillo, *Chem. Rev.*, 2009, **109**, 796.
- (a) C. J. Li, *Chem. Rev.*, 2005, **105**, 3095; (b) W. Wei, C. C. K. Keh, C. J. Li and R. S. Varma, *Clean Tech. Environ. Policy*, 2005, **7**, 62; (c) B. C. Ranu and S. Banerjee, *Tetrahedron Lett.*, 2007, **48**, 141; (d) S. Banerjee and S. Santra, *Tetrahedron Lett.*, 2009, **50**, 2037; (e) S. Banerjee, *New J. Chem.*, 2015, **39**, 5350.
- (a) M. C. Pirrung and K. Das Sarma, *J. Am. Chem. Soc.*, 2004, **126**, 444 and references cited therein.
- (a) D. Astruc, *Nanoparticles and Catalysis*, Wiley-VCH Verlag GmbH & Co. KGaA, 2008, 1; (b) D. Costenaro, F. Carniato, G. Gatti, L. Marchese and C. Bisio, *New J. Chem.*, 2013, **37**, 2103; (g) M. B. Gawande, A. K. Rathi, I. D. Nogueira, R. S. Varma and P. S. Branco, *Green Chem.*, 2013, **15**, 1895; (e) V. Polshettiwar and R. S. Varma, *Green Chem.*, 2010, **12**, 743.
- (a) M. Gawande, P. Branco and R. S. Varma, *Chem. Soc. Rev.*, 2013, **42**, 3371; (b) S. Hamid and A. Morteza, *Catal. Sci. Technol.*, 2013, **3**, 425.
- (a) A. Bell, *Science*, 2003, **299**, 1688; (b) H. Kung, *Transition metal oxides: Surface chemistry and catalysis*, 1989, **45**, 1; (c) S. Ibrahim, *Catal. Rev.*, 2003, **45**, 205.
- (a) S. Banerjee, J. Das and S. Santra, *Tetrahedron Lett.*, 2009, **50**, 124; (b) S. Banerjee and S. Santra, *Tetrahedron Lett.*, 2009, **50**, 2037; (c) S. Banerjee and G. Sereda, *Tetrahedron Lett.*, 2009, **50**, 6959; (d) S. Banerjee, J. Das, R. Alverez and S. Santra, *New J. Chem.*, 2010, **34**, 302; (e) V. Rajpara, S. Banerjee and G. Sereda, *Synthesis*, 2010, 2835; (f) S. Banerjee, V. Balasanthiran, R. Koodali and G. Sereda, *Org. Biomol. Chem.*, 2010, **8**, 4316; (g) S. Banerjee, A. Horn, H. Khatri and G. Sereda, *Tetrahedron Lett.*, 2011, **52**, 1878; (h) S. Banerjee and A. Saha, *New J. Chem.*, 2013, **37**, 4170; (i) A. Saha, S. Payra and S. Banerjee, *Green Chem.*, 2015, **17**, 2859; (j) S. Banerjee, S. Payra, A. Saha and G. Sereda, *Tetrahedron Lett.*, 2014, **55**, 5515.
- S. Laskar and G. Brahmachari, *J. Org. Biomol. Chem.*, 2014, **2**, 1.
- (a) M. M. Khafagy, A. H. F. A. El-Wahab, F. A. Eid, and A. M. El-Agrody, *Farmaco*, 2002, **57**, 715; (b) K. Hiramoto, A. Nasuhara, K. Michikoshi, T. Kato and K. Kikugawa, *Mutat. Res.*, 1997, **395**, 47; (c) A. Mart'inez-Grau and J. L. Marco, *Bioorg. Med. Chem. Lett.*, 1997, **7**, 3165; (d) C. P. Dell and C. W. Smith, *European Patent Applications EP 537 949 21 Apr 1. 993; Chem. Abs.*, 1993, **119**, 139102d; (e) G. Bianchi and A. Tava, *Agri. Biological Chem.*, 1987, **51**, 2001; (f) S. J. Mohr, M. A. Chirigos, F. S. Fuhrman, and J. W. Pryor, *Cancer Res.*, 1975, **35**, 3750; (g) F. Eiden and F. Denk, *Archiv der Pharmazie*, 1991, **324**, 353; (h) P. W. Smith, S. L. Sollis and P. D. Howes, *J. Med. Chem.*, 1998, **41**, 787.
- (a) E. A. A. Hafez, M. H. Elnagdi, A. G. A. Elagamey and F. M. A. A. El-Taweel, *Heterocycles*, 1987, **26**, 903; (b) G. P. Ellis, in *The Chemistry of Heterocyclic of Compounds. Chromenes, Harmones and Chromones*, ed. A. Weissberger and E. C. Taylor, John-Wiley, New York, 1977, ch. II, pp. 11-13; (c) G. A. Reynolds and K. H. Drexhage, *Opt. Commun.*, 1975, **13**, 222; (d) H. Zollinger, *Color Chemistry*, VHCA, Zurich, Switzerland, 3rd edn, 2003; (e) E. R. Bissell, A. R. Mitchell and R. E. Smith, *J. Org. Chem.*, 1980, **45**, 2283; (f) C. G. Knight and T. Stephens, *J. Biol. Chem.*, 1989, **25**, 8683.
- (a) A. G. A. Elagamey and F. M. A. A. El-Taweel, *Indian J. Chem.*, 1990, **29B**, 885; (b) A. G. A. Elagamey, F. M. A. A. El-Taweel, M. N. M. Khodeir and M. H. Elnagdi, *Bull. Chem. Soc. Jpn.*, 1993, **66**, 464; (c) J. Bloxham, C. P. Dell and C. W. Smith, *Heterocycles*, 1994, **38**, 399.
- (a) R. Ballini, G. Bosica, M. L. Conforti, R. Maggi, A. Mazzacanni, P. Righi and G. Sartori, *Tetrahedron*, 2001, **57**, 1395; (b) T. S. Jin, J. C. Xiao, S. J. Wang, T. S. Li and X. R. Song, *Synlett*, 2003, 2001; (b) A.-Q. Zhang, M. Zhang, H.-H. Chen, J. Chen and H.-Y. Chen, *Synth. Commun.*, 2007, **37**, 231; (c) M. Kidwai, S. Saxena, M. K. Rahman Khan and S. S. Thukral, *Bioorg. Med. Chem. Lett.*, 2005, **15**, 4295; (d) Y. Ren and C. Cai, *Catal. Commun.*, 2008, **9**, 1017; (e) B. S. Kumar, N. Srinivasulu, R. H. Udipi, B. Rajitha, Y. T. Reddy, P. N. Reddy and P. S. Kumar, *J. Heterocycl. Chem.*, 2006, **43**, 1691; (f) G. Shanthi and P. T. Perumal, *Tetrahedron Lett.*, 2007, **48**, 6785; (g) M. M. Heravi, K. Bakhtiari, V. Zadsirjan, F. F. Bamoharram and O. M. Heravi, *Bioorg. Med. Chem. Lett.*, 2007, **17**, 4262; (h) M. G. Dekamin and M. Eslami, *Green Chem.*, 2014, **16**, 4914; (i) A. Shaabani, R. Ghadari, S. Ghasemi, M. Pedarpour, A. H. Rezayan, A. Sarvary and S. Weng Ng, *J. Comb. Chem.*, 2009, **11**, 956.
- (a) D. Kumar, V. B. Reddy, B. G. Mishra, R. K. Rana, M. N. Nadagaouda and R. S. Varma, *Tetrahedron*, 2007, **63**, 3093; (b) M. P. Surpur, S. Kshirsagar and S. D. Samant, *Tetrahedron Lett.*, 2009, **50**, 719; (c) R. Maggi, R. Ballini, G. Sartori and R. Sartorio, *Tetrahedron Lett.*, 2004, **45**, 2297; (d) A. M. El-Maghraby, *Org. Chem. Int.*, 2014, **2014**, Article ID 715091; (e) J. Mondal, A. Modak, M. Nandi, H. Uyama and A. Bhaumik, *RSC Adv.*, 2012, **2**, 11306; (f) A. Solhy, A. Elmakssoudi, Rachid

- Tahir, M. Karkouri, M. Larzek, M. Bousmina and M. Zahouily, *Green chem.*, 2010, **12**, 2261.
- 15 (a) P. Scherrer, *Göttinger Nachrichten Gesell.*, 1918, **2**, 98; (b) A. Patterson, *Phys. Rev.*, 1939, **56**, 978.
- 16 P. Zhang, Y. Su, F. Teng, Y. He, C. Zhao, G. Zhang and E. Xie, *CrystEngComm*, 2014, **16**, 1378.
- 17 H. Zhu, D. Yang, Z. Xi and L. Zhu, *J. Am. Ceram. Soc.*, 2007, **90**, 1334.
- 18 W. Li, H. Huang, H. Li, W. Zhang and H. Liu, *Langmuir*, 2008, **24**, 8358.
- 19 A. Emeline, G. V. Kataeva, A. S. Litke, A. V. Rudakova, V. K. Ryabchuk and N. Serpone, *Langmuir*, 1998, **14**, 5011.
- 20 J. Joo, T. Yu, Y. W. Kim, H. M. Park, F. Wu, J. Z. Zhang and T. Hyeon, *J. Am. Chem. Soc.*, 2003, **125**, 6553.
- 21 (a) R. Malakooti, H. Mahmoudi, R. Hosseinabadi, S. Petrovb and A. Miglioric, *RSC Adv.*, 2013, **3**, 22353; (b) Y. Zhao, W. Li, M. Zhang and K. Tao, *Catal. Commun.*, 2002, **3**, 239; (c) E. Karapetrova, R. Platzter, J. A. Gardner, E. Torne, J. A. Sommers and W. E. Evenson, *J. Am. Ceram. Soc.*, 2001, **84**, 65.
- 22 (a) J. G. Cannon and R. R. Khonji, *J. Med. Chem.*, 1975, **18**, 110; (b) W. O. Foye, *Principidi Chimica Farmaceutica Piccin-Padova, Italy*, 1991; (c) Y. Kashman, K. R. Gustafson, R. W. Fuller, J. H. Cardellina, J. B. McMahon, M. J. Currens, R. W. Buckheit, S. H. Hughes, G. M. Gragg and M. R. Boyd, *J. Med. Chem.*, 1992, **35**, 2735; (d) F. W. Perrella, S. F. Chen, D. L. Behrens, R. F. Kaltenbach and S. P. Seitz, *J. Med. Chem.* 1994, **37**, 2232; (e) T. A. Bayer, S. Schafer, H. Breyh, O. Breyhan, C. Wirths and G. A. Treiber, *Clin Neuropathol.*, 2006, **25**, 163; (f) L. R. Morgan, B. S. Jursic, C. L. Hooper, D. M. Neumann, K. Thangaraj and B. Leblance, *Bioorg. Med. Chem. Lett.*, 2002, **12**, 3407; (g) A. Bolognese, G. Correale, M. Manfra, A. Levecchia, O. Mazzoni, E. novellino, P. Lacolla, G. Sanna and R. Loddo, *J. Med. Chem.*, 2004, **47**, 849; (h) E. A. A. Hafez, M. H. Elnaghi, A. G. A. Elagamey and F. M. A. A. El-Taweel, *Heterocycles*, 1987, **26**, 903; (i) G. P. Ellis, *The Chemistry of Heterocyclic Compounds*. In Chromenes; Chromenes, and Chromenes; Weissberger; Taylor, A.; Eds, E. C.; John Wiley; New York. 1977; (j) P. Beagley, M. A. L. Blackic, K. Chibale, C. Clarkson, R. Meijboom, J. R. Moss, P. Smith and H. Su, *Dalton Trans.*, 2003, 3046; (k) N. Fokialakis, P. Magiatis, L. Chinou, S. Mitaka and F. Tillequin, *Chem. Pharm. Bull.*, 2002, **50**, 413; (l) G. M. Cingolani, F. Gualtteri and M. Pigin, *J. Med. Chem.*, 1961, **12**, 531.
- 23 (a) A. S. Mohammadi and S. Balalaie, *Tetrahedron Letters*, 2007, **48**, 3299; (b) M. Kidwai and S. Saxena, *Synth. Commun.*, 2006, **36**, 2737; (c) J. M. Khurana and S. Kumar, *Tetrahedron Lett.*, 2009, **50**, 4125; (d) M. M. Heravi, B. A. Jani, F. Derikvand, F. F. Bamoharram, and H. A. Oskooie, *Catal. Commun.*, 2008, **10**, 272; (e) H. J. Wang, J. Lu, and Z. H. Zhang, *Monatshefte für Chemie*, 2010, **141**, 1107; (f) A. Shaabani, S. Samadi, Z. Badri, and A. Rahmati, *Catal. Lett.*, 2005, **104**, 39; (g) G. V. Ramin, T. S. Zahra, and K. N. Rahman, *J. Braz. Chem. Soc.*, 2011, **22**, 905; (h) H. R. Shaterian and A. R. Oveisi, *J. Iran. Chem. Soc.*, 2011, **8**, 545; (i) H. R. Shaterian, M. Arman, and F. Rigi, *J. Mol. Liq.*, 2011, **158**, 145; (j) N. Tavakoli-Hoseini, M. M. Heravi, F. F. Bamoharram, and A. Davoodnia, *Asian J. Chem.*, 2011, **23**, 3599; (k) M. G. Dekamin, M. Eslami, and A. Maleki, *Tetrahedron*, 2013, **69**, 1074; (l) M. Hossein and K. M. Maryam, *Chin. Chem. Lett.*, 2011, **22**, 1419; (m) D. S. Raghuvanshi and K. N. Singh, *ARKIVOC*, 2010, **10**, 305; (n) H. Mehrabi and H. Abusaidi, *J. Iran. Chem. Soc.*, 2010, **78**, 890; (n) M. J. Khurana, B. Nand and P. Saluja, *Tetrahedron*, 2010, **66**, 5637.
- 24 (a) Z. Chen, Q. Zhu and W. Su, *Tetrahedron Lett.*, 2011, **52**, 2601; (b) K. Pradhan, S. Paul and A. R. Das, *Tetrahedron Lett.*, 2013, **54**, 3105; (c) H. A. Ardakani, R. Ghanavatian and M. Akbari, *World Appl. Sci. J.*, 2013, **22**, 802.

Graphical Abstract

On water synthesis of pyran-chromenes *via* multicomponent reaction catalyzed by fluorescent *t*-ZrO₂ nanoparticles

Here, we have demonstrated fluorescent tetragonal ZrO₂ nanoparticles (*t*-ZrO₂ NPs) catalyzed green one-pot multicomponent protocol for the synthesis of diverse pyran fused chromene analogous such as 2-aminochromenes, dihydropyrano[3,2-*c*]chromene, chromeno[4,3-*b*]chromene derivatives in water. The rate of the reactions and yields of the products have increased significantly in water. In addition, *t*-ZrO₂ NPs showed higher reactivity than monoclinic ZrO₂ NPs. The *t*-ZrO₂ NPs were recycled and the gradual decrease in yield of the product using recycled catalyst could be possibly due to the decrease in zirconium content associated with decrease in oxygen vacancies which were evident from fluorescence and atomic absorption studies. However, the tetragonal phase of the catalyst remained intact even at 10th cycle.

