

Chemical Science

Accepted Manuscript



This is an *Accepted Manuscript*, which has been through the Royal Society of Chemistry peer review process and has been accepted for publication.

Accepted Manuscripts are published online shortly after acceptance, before technical editing, formatting and proof reading. Using this free service, authors can make their results available to the community, in citable form, before we publish the edited article. We will replace this *Accepted Manuscript* with the edited and formatted *Advance Article* as soon as it is available.

You can find more information about *Accepted Manuscripts* in the [Information for Authors](#).

Please note that technical editing may introduce minor changes to the text and/or graphics, which may alter content. The journal's standard [Terms & Conditions](#) and the [Ethical guidelines](#) still apply. In no event shall the Royal Society of Chemistry be held responsible for any errors or omissions in this *Accepted Manuscript* or any consequences arising from the use of any information it contains.

ARTICLE

Nickel-Catalyzed Reductive Cleavage of Aryl Alkyl Ethers to Arenes in Absence of External Reductant

Cite this: DOI: 10.1039/x0xx00000x

Mamoru Tobisu,^{*,a,b,c} Toshifumi Morioka,^a Akimichi Ohtsuki^b and Naoto Chatani^{*,a}Received 00th January 2012,
Accepted 00th January 2012

DOI: 10.1039/x0xx00000x

www.rsc.org/

The reductive cleavage of the C-O bonds of aryl ethers has numerous potential in organic synthesis. Although several catalysts that can promote the reductive cleavage of aryl ethers have been reported, all of such systems require the use of an external reductant, *e.g.*, hydrosilane or hydrogen. Here, we report the development of a new nickel-based catalytic system that can cleave the C-O bonds of ethers in the absence of an external reductant. The hydrogen atom required in this new reductive cleavage reaction is provided by the alkoxy group of the substrate, which serves as an internal reductant. The absence of an external reductant enables the unique chemoselectivity, *i.e.*, the selective reduction of an alkoxy group over alkenes and ketones.

Introduction

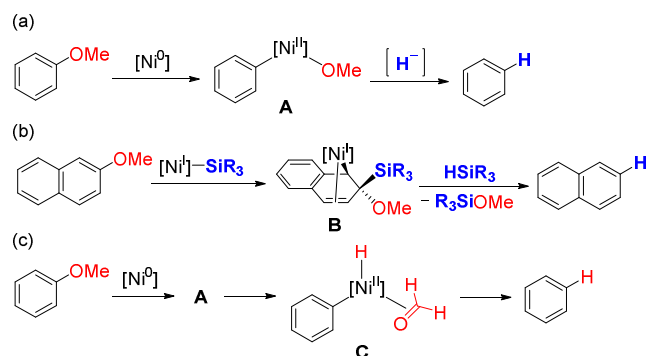
The reductive deoxygenation of phenols and their derivatives is a fundamental synthetic transformation that has been widely used in various areas of organic synthesis; for example, reductive deoxygenation enables the use of oxygen-based functionalities as removable activating and directing groups in arene functionalization reactions.¹ Reductive deoxygenation is also a potentially useful strategy for the synthesis of deoxygenated analogs of phenol-based natural products.² The reductive deoxygenation of phenols has traditionally been achieved by converting them to activated sulfonates such as triflates, followed by catalytic reduction of the activated species in the presence of a hydride donor.³ Recent progress in nickel-catalyzed⁴ C-O bond activation reactions⁵ has enabled the direct use of unactivated phenol derivatives. One of the most important achievements in this area has been the development of a catalytic process for the reduction of inert aryl ethers;^{6,7} this not only expands the substrate scope of reductive deoxygenation reactions, but also provides a platform for the development of new catalytic methods for the conversion of aryl ether-containing biomasses to alternative sources of fuel and chemicals, including the depolymerization of lignin.⁸ However, it is worth noting that these nickel-catalyzed reductive cleavage reactions of aryl ethers only proceed in the presence of a stoichiometric amount of an external reductant, *e.g.*, hydrosilane^{6a,6b,6d} or hydrogen.^{6c} Here, we report the

development of a nickel-catalyzed reductive cleavage reaction for the conversion of aryl alkyl ethers to the parent arenes in the absence of an external reductant.

Results and discussion

One possible mechanism for the reductive cleavage of aryl methyl ethers with an external hydride reagent involves oxidative addition of the C(aryl)-O bond to form nickel(II)-methoxide **A**, followed by reduction of an aryl-nickel bond (Scheme 1a). Although this mechanism seems plausible in view of the reports of nickel-catalyzed cross-couplings of aryl ethers with other nucleophiles,⁵ the key oxidative addition of a C(aryl)-OMe bond has never been verified experimentally.⁹ Gómez-Bengoia and Martín proposed a new mechanism for the nickel-catalyzed reductive cleavage of aryl ethers by hydrosilane (Scheme 1b).^{6d} Spectroscopic and computational studies indicate that silylnickel(I) species can be generated under these conditions and mediate C(aryl)-OMe bond cleavage via migratory insertion of an arene to form benzylnickel species **B**, followed by concerted elimination of MeOSiR₃. Polyaromatic compounds such as naphthyl ethers serve as good substrates, but anisole derivatives do not react unless they contain a suitable directing group; these results are consistent with the proposed mechanism involving a dearomatized intermediate **B**. It was envisaged that if oxidative addition of a C(aryl)-O bond occurs to form intermediate **A**, β-hydrogen

elimination would lead to the formation of the same reductive cleavage product via C (Scheme 1c). This mechanistic variant therefore enables the reductive cleavage to proceed without an external reductant. Although the relevance of β -hydrogen elimination of nickel-alkoxide species in catalytic reductive cleavage of aryl ethers has been suggested before,^{6d,9b} catalytic systems that can effect such a reaction in the absence of an external reductant have not been reported.



Scheme 1 Mechanistic diversity of reductive cleavage of aryl methyl ethers

To achieve the catalytic reaction shown in Scheme 1c, we evaluated the effect of ligands in the nickel-catalyzed reduction of 2-methoxynaphthalene (**1a**) to give naphthalene (**2**). As previously reported, the addition of PCy₃ and SIPr, which are the most effective ligands for the reductive deoxygenation of **1a** with hydrosilane^{6a,6b,6d} and hydrogen,^{6c} respectively, did not lead to the formation of appreciable amounts of the reduced product **2** in the absence of an external reductant (Table 1, entries 1 and 2). Systematic screening of several other NHC-based ligands revealed that those bearing 1-adamantyl [I(1-Ad)] and cyclohexyl (ICy)¹⁰ groups on their imidazole nitrogen atoms promoted the desired reaction to provide **2** in modest yields (entries 7 and 8). The highest yield of **2** was obtained with an NHC containing 2-adamantyl groups [I(2-Ad)] (entry 9). Although it was possible to reduce the amount of NaO^tBu (80% yield with 50 mol% NaO^tBu), the use of 2 equivalents resulted in better yield of **2** (See ESI for details). When the catalyst loading was reduced to 10 mol%, the yield of **2** was decreased to 52% (The catalyst loading could be reduced with other substrates. See ESI for details). The reductive cleavage proceeded in the presence of excess mercury; therefore we suggest that the soluble nickel species is responsible for the catalysis.

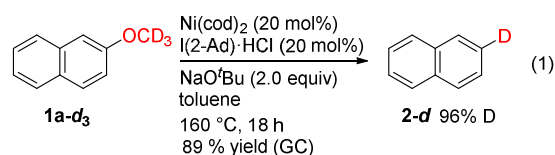
These newly developed conditions were also used with the labeled substrate 2-CD₃O-naphthalene (**1a-d₃**). The results of this experiment showed that the hydrogen delivered to the reduced product was primarily derived from the methoxy group of the substrate (eq 1); this supports our proposed mechanism shown in Scheme 1c.

Table 1 Ni-catalyzed reductive cleavage of **1a**: effect of ligands^a

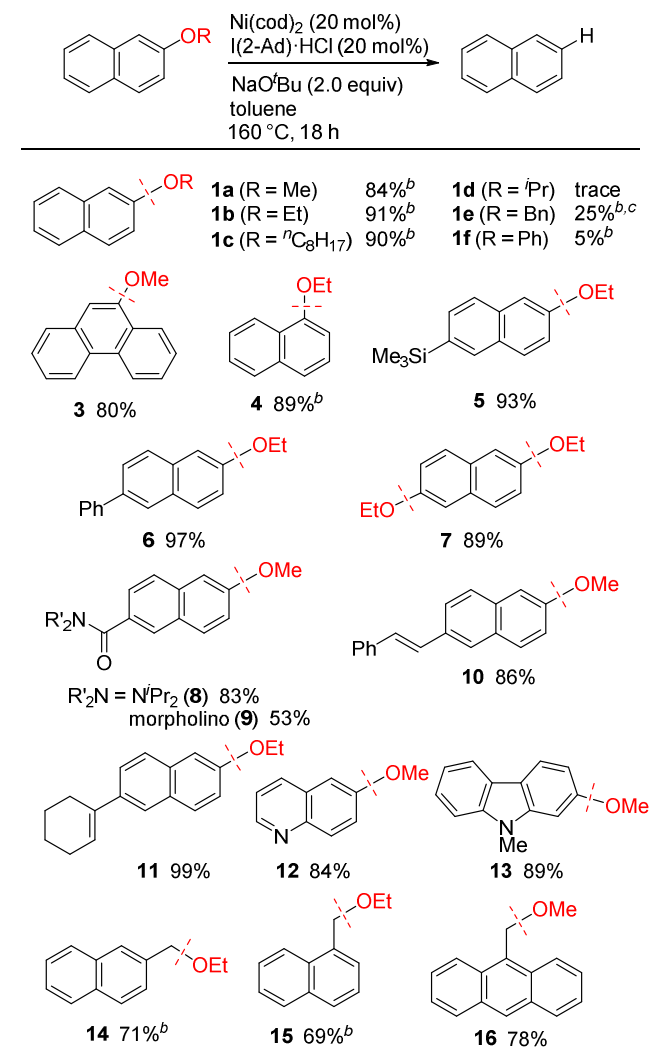
| Entry | Ligand | GC yield of 2 (%) |
|-------|--|--------------------------|
| 1 | PCy ₃ | 0 |
| 2 | SIPr·HCl | 5 |
| 3 | IPr·HCl (R = 2,6- ⁱ Pr ₂ C ₆ H ₄) | 31 |
| 4 | IMes·HCl (R = 2,4,6-Me ₃ C ₆ H ₂) | 38 |
| 5 | ⁱ Pr·HCl (R = ⁱ Pr) | 2 |
| 6 | ^t Bu·HCl (R = ^t Bu) | 3 |
| 7 | ICy·HCl (R = cyclohexyl) | 50 |
| 8 | I(1-Ad)·HCl (R = 1-adamantyl) | 45 |
| 9 | I(2-Ad)·HCl (R = 2-adamantyl) | 84 |

ligand:

^a Reaction conditions: **1a** (0.25 mmol), Ni(cod)₂ (0.050 mmol), ligand (0.050 mmol), NaO^tBu (0.50 mmol) in toluene (0.50 mL) at 160 °C for 18 h.

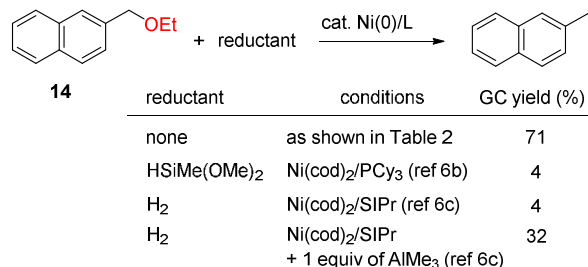
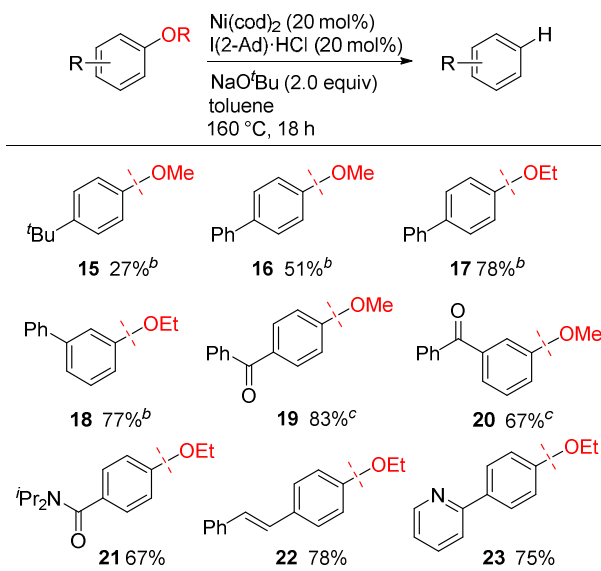


The effect of the alkoxy group on the reductive cleavage reaction was then examined using an I(2-Ad) ligand (Table 2). Primary alkoxy groups, including EtO and the longer ⁿC₈H₁₇O groups, were efficiently removed under these conditions, as in the reactions of **1b** and **1c**, but the bulkier ^tPrO group was completely unreactive. When a substrate bearing a PhCH₂O group (*i.e.*, **1e**) was used, C(aryl)-O bond cleavage was accompanied by cleavage of C(benzyloxy)-O bonds. A PhO group remained virtually intact under these conditions, which is consistent with our proposed mechanism (Scheme 1c). Alkoxy groups on polyaromatic scaffolds such as naphthalenes **4-11** and phenanthrene **3** successfully underwent nickel-catalyzed reductive cleavage under these conditions to provide the parent arenes. Functional groups such as silyl (**5**), and amide (**8** and **9**) were compatible. Notably, a pendant alkene moiety, which could be reduced under the previously reported conditions using hydrosilane^{6a,b,d} or hydrogen,^{6c} remained intact under the current conditions, as shown by the reactions of **10** and **11**. Heteroarenes, namely the electron-deficient quinoline **12** and electron-rich carbazole **13**, were good substrates. In addition, this catalytic reaction could also be applied to benzylic C-O bonds (**14-16**). Unfortunately, benzylic C-O bond activation is limited to polyaromatic substrates, and simple benzyl alkyl ethers were unreactive under the current conditions.

Table 2 Ni/I(2-Ad)-catalyzed reductive cleavage of naphthyl and naphthylmethyl ethers^a

^a Reaction conditions: aryl or benzyl ether (0.25 mmol), $\text{Ni}(\text{cod})_2$ (0.050 mmol), $\text{I}(2\text{-Ad})\cdot\text{HCl}$ (0.050 mmol), NaO^tBu (0.50 mmol) in toluene (0.50 mL) at $160\text{ }^\circ\text{C}$ for 18 h. Yields shown are the isolated yields, unless otherwise noted. ^b Yield was determined by GC analysis because of the volatility of the product. ^c 2-Naphthol was obtained in 16%.

For comparison, the reductive cleavage of **14** was also examined in the presence of an external reductant (Scheme 2). The reported method using hydrosilane^{6b} was far less effective (4% yield). The protocol using dihydrogen^{6c} was also less effective in the presence or absence of AlMe_3 . These results highlight the superior catalytic activity of the $\text{Ni}/\text{I}(2\text{-Ad})$ system for reductive cleavage reactions.

**Scheme 2** Comparison with reported catalytic systems**Table 3** Ni/I(2-Ad)-catalyzed reductive deoxygenation of anisole derivatives^a

^a Reaction conditions: aryl or benzyl ether (0.25 mmol), $\text{Ni}(\text{cod})_2$ (0.050 mmol), $\text{I}(2\text{-Ad})\cdot\text{HCl}$ (0.050 mmol), NaO^tBu (0.50 mmol) in toluene (0.50 mL) at $160\text{ }^\circ\text{C}$ for 18 h. The yields shown are isolated yields unless otherwise noted. ^b Yield was determined by GC analysis because of the volatility of the product. ^c NaO^tBu (0.13 mmol) was used.

Lower reactivities of substrates lacking a fused aromatic ring is a common problem in nickel-catalyzed transformations of inert phenol derivatives.¹¹ Similarly, 4-tert-butylanisole (**15**) was found to be much less reactive under the current conditions (Table 3). However, the introduction of a phenyl group, as in **16**, significantly enhanced the reactivity, and the reductive cleavage product was obtained in 51% yield. Note that compound **16** is completely unreactive under previously reported nickel-catalyzed reductive cleavage conditions using hydrosilane.^{6a,b,d} Replacement of the methoxy group with an ethoxy group further improved the efficiency of this catalysis. Ethoxybenzenes bearing a phenyl group at the para and meta positions, *i.e.*, **17** and **18**, respectively, therefore underwent the reaction to give good yields. In the case of methoxy arene substrates, β -hydrogen elimination of the postulated intermediate **A** generates formaldehyde complex **C** (see Scheme 1c), which readily decomposes to give an inactive $\text{Ni}(\text{CO})$ species via decarbonylation.^{6d} Although some $\text{Ni}(\text{CO})$ species can generate an active $\text{Ni}(0)$ species by the dissociation

of a CO ligand under the current conditions, Ni(CO) formation would be expected to decrease the efficiency of catalyst turnover. The higher reactivities of ethoxyarenes compared with methoxyarenes can be attributed to the lower tendency of the acetaldehyde complex, which is generated from the nickel-ethoxide intermediate, to undergo the undesired decarbonylation.¹² As well as a phenyl group, several electron-withdrawing groups can accelerate the present reductive cleavage reaction. Particularly important examples include anisoles bearing a ketone functionality, *e.g.*, **19** and **20**, because previous methods using an external reductant reduce the pendant ketone moiety. The current nickel catalyst system also enables the selective conversion of aryl ethers bearing amide **21**, alkene **22**, and pyridine **23** groups to the corresponding arenes. Ortho substituted anisoles, such as 2-ethoxy-1,1'-biphenyl, failed to react under the current conditions.

The key to a successful reaction is the use of a new NHC ligand I(2-Ad). The electronic and steric properties of I(2-Ad) were investigated to gain insights that will help in the future design of better ligands for catalytic C-O bond activation processes (Table 4). In terms of the electronic properties, the Tolman electronic parameter (TEP)¹³ for the new I(2-Ad) ligand was determined to be 2049, by synthesizing [IrCl(I(2-Ad))(CO)₂]. This value is similar to the TEP values obtained for ICy¹⁰ and I(1-Ad), and I(2-Ad) is a significantly stronger σ -donor than PCy₃, the commonest ligand used in nickel-mediated C-O bond activation.⁵ The steric properties were determined by calculating the buried volume (%*V*_{bur}),¹⁴ based on the crystal structure of [IrCl(I(2-Ad))(cod)]. The %*V*_{bur} of I(2-Ad) (33.5) was found to be close to that for IMes (33.8), exerting a significantly larger steric demand than ICy,¹⁰ but not as large as those of I(1-Ad) and IPr. The catalytic activity in this study clearly cannot be explained solely by these two static parameters, and other factors such as dynamic behavior of the substituents¹⁵ should be considered for a complete understanding of the structure-activity relationships.

Table 4 TEP^a and %*V*_{bur}^b values for selected NHCs used in this study

| Entry | Ligand | TEP ^a | % <i>V</i> _{bur} ^b |
|-------|------------------|---------------------|--|
| 1 | PCy ₃ | 2060 | (35.7) ^d |
| 2 | IMes | 2050.7 | 33.8 |
| 3 | IPr | 2051.5 | 36.9 |
| 4 | ICy | 2049.6 | 28.1 |
| 5 | I(1-Ad) | 2048.3 | 37.3 |
| 6 | I(2-Ad) | 2049.4 ^c | 33.5 |

^a Tolman electronic parameter. Values are taken from ref 13 unless otherwise noted. ^b Buried volume (ref 14). Values are calculated based on crystal structures of the corresponding [IrCl(NHC)(cod)] unless otherwise noted. See ESI for details. ^c Determined by synthesizing [IrCl(I(2-Ad))(CO)₂]. See ESI for details. ^d Calculated based on the crystal structure of [Ir(PCy₃)(cod)(pyridine)]PF₆.

Conclusions

In summary, we have developed a novel procedure for the nickel-catalyzed reductive deoxygenation of aryl ethers. This new reaction proceeds in the absence of an external stoichiometric reductant via a mechanism involving oxidative addition of the C-O bond followed by β -hydrogen elimination, which has not previously been exploited in a catalytic setting. The present catalytic system not only provides an atom economical process by avoiding the use of an external reductant, but also provides a significantly wider substrate scope. These results also show that the elusive oxidative addition of a C(aryl)-OMe bond is a reliable elementary step in nickel-catalyzed C-O bond transformations of aryl ethers, particularly when an NHC-based ligand is used. Further studies of nickel-catalyzed transformations of aryl ethers using a Ni/NHC system are currently underway in our laboratory.

Acknowledgments

This work was supported by a Grant-in-Aid for Scientific Research on Innovative Areas "Molecular Activation Directed toward Straightforward Synthesis" from MEXT, Japan. M.T. was also supported by the "Elements Strategy Initiative to Form Core Research Center" from MEXT. T.M. thanks the Program for Leading Graduate Schools: "Interactive Materials Science Cadet Program." for their support. We also thank the Instrumental Analysis Center, Faculty of Engineering, Osaka University, for assistance with HRMS. Professor Makoto Yasuda and Professor Yoshihiro Nishimoto are thanked for obtaining IR spectra, and Dr. Nobuko Kanehisa and Professor Masato Ohashi for X-ray analysis.

Notes and references

- ^a Department of Applied Chemistry, Faculty of Engineering, Osaka University, Suita, Osaka 565-0871, Japan. E-mail: tobisu@chem.eng.osaka-u.ac.jp; chatani@chem.eng.osaka-u.ac.jp
- ^b Center for Atomic and Molecular Technologies, Graduate School of Engineering, Osaka University, Suita, Osaka 565-0871, Japan
- ^c ESICB, Kyoto University, Katsura, Kyoto 615-8510, Japan
- † Electronic Supplementary Information (ESI) available: Experimental procedures and characterization data for all new compounds. See DOI: 10.1039/b000000x/
- Selected examples: (a) G. Arnott, H. Brice, J. Clayden and E. Blaney, *Org. Lett.*, 2008, **10**, 3089; (b) C. J. Rohbogner, G. C. Clososki and P. Knochel, *Angew. Chem. Int. Ed.*, 2008, **47**, 1503.
 - Selected examples: (a) J. Cianci, J. B. Baell, B. L. Flynn, R. W. Gable, J. A. Mould, D. Paul and A. J. Harvey, *Bioorg. Med. Chem. Lett.*, 2008, **18**, 2055; (b) N. Z. Burns, I. N. Krylova, R. N. Hannoush, and P. S. Baran, *J. Am. Chem. Soc.* 2009, **131**, 9172.
 - Selected examples: (a) S. Cacchi, P. G. Ciattini, E. Morera and G. Ortar, *Tetrahedron Lett.*, 1986, **27**, 5541; (b) A. Mori, T. Mizusaki, T. Ikawa, T. Maegawa, Y. Monguchi and H. Sajiki, *Chem.-Eur. J.*, 2007, **13**, 1432.
 - A review on homogeneous nickel catalysis: S. Z. Tasker, E. A. Standley and T. F. Jamison, *Nature*, 2014, **509**, 299.

- 5 Reviews: (a) D.-G. Yu, B.-J. Li and Z.-J. Shi, *Acc. Chem. Res.*, 2010, **43**, 1486; (b) B.-J. Li, D.-G. Yu, C.-L. Sun and Z.-J. Shi, *Chem.–Eur. J.*, 2011, **17**, 1728; (c) B. M. Rosen, K. W. Quasdorf, D. A. Wilson, N. Zhang, A.-M. Resmerita, N. K. Garg and V. Percec, *Chem. Rev.*, 2011, **111**, 1346; (d) T. Mesganaw and N. K. Garg, *Org. Process Dev. Res.*, 2012, **17**, 29; (e) M. Tobisu and N. Chatani, *Top. Organomet. Chem.*, 2013, **44**, 35; (f) J. Yamaguchi, K. Muto and K. Itami, *Eur. J. Org. Chem.*, 2013, **2013**, 19; (g) F.-S. Han, *Chem. Soc. Rev.*, 2013, **42**, 5270; (h) J. Cornella, C. Zarate and R. Martin, *Chem. Soc. Rev.*, 2014, **43**, 8081.
- 6 (a) P. Álvarez-Bercedo and R. Martin, *J. Am. Chem. Soc.*, 2010, **132**, 17352; (b) M. Tobisu, K. Yamakawa, T. Shimasaki and N. Chatani, *Chem. Commun.*, 2011, **47**, 2946; (c) A. G. Sergeev and J. F. Hartwig, *Science*, 2011, **332**, 439; (d) J. Cornella, E. Gómez-Bengoia and R. Martin, *J. Am. Chem. Soc.*, 2013, **135**, 1997. (e) B. Sawatlon, T. Wititsuwannakul, Y. Tantirungrotechai and P. Surawatanawong, *Dalton Trans.*, 2014, **43**, 18123. For a review, see: (e) M. Tobisu and N. Chatani, *ChemCatChem*, 2011, **3**, 1410.
- 7 Selected works on reductive cleavage of aryl ethers under heterogeneous catalysis: (a) A. G. Sergeev, J. D. Webb and J. F. Hartwig, *J. Am. Chem. Soc.*, 2012, **134**, 20226; (b) Y. Ren, M. Yan, J. Wang, Z. C. Zhang and K. Yao, *Angew. Chem. Int. Ed.*, 2013, **52**, 12674; (c) M. Chatterjee, T. Ishizaka, A. Suzuki and H. Kawanami, *Chem. Commun.*, 2013, **49**, 4567.
- 8 (a) J. Zakzeski, P. C. A. Bruijninx, A. L. Jongerius and B. M. Weckhuysen, *Chem. Rev.*, 2010, **110**, 3552; (b) A. J. Ragauskas, G. T. Beckham, M. J. Bidy, R. Chandra, F. Chen, M. F. Davis, B. H. Davison, R. A. Dixon, P. Gilna, M. Keller, P. Langan, A. K. Naskar, J. N. Saddler, T. J. Tschaplinski, G. A. Tuskan and C. E. Wyman, *Science*, 2014, **344**, 709.
- 9 Stoichiometric reactions using aryl ethers containing a chelating group have been reported: (a) S. Ueno, E. Mizushima, N. Chatani and F. Kakiuchi, *J. Am. Chem. Soc.*, 2006, **128**, 16516; (b) P. Kelley, S. Lin, G. Edouard, M. W. Day and T. Agapie, *J. Am. Chem. Soc.*, 2012, **134**, 5480.
- 10 The use of ICy in nickel-catalyzed C–O bond activation: (a) M. Tobisu, A. Yasutome, H. Kinuta, K. Nakamura and N. Chatani, *Org. Lett.*, 2014, **16**, 5572; (b) M. Tobisu, T. Takahira, A. Ohtsuki and N. Chatani, *Org. Lett.*, 2015, **17**, 680.
- 11 Selected examples: (a) E. Wenkert, E. L. Michelotti and C. S. Swindell, *J. Am. Chem. Soc.*, 1979, **101**, 2246; (b) B.-T. Guan, S.-K. Xiang, T. Wu, Z.-P. Sun, B.-Q. Wang, K.-Q. Zhao and Z.-J. Shi, *Chem. Commun.*, 2008, 1437; (c) M. Tobisu, T. Shimasaki and N. Chatani, *Angew. Chem. Int. Ed.*, 2008, **47**, 4866; (d) M. Tobisu, T. Shimasaki and N. Chatani, *Chem. Lett.*, 2009, **38**, 710; (e) D.-G. Yu, B.-J. Li, S.-F. Zheng, B.-T. Guan, B.-Q. Wang and Z.-J. Shi, *Angew. Chem. Int. Ed.*, 2010, **49**, 4566; (f) D.-G. Yu and Z.-J. Shi, *Angew. Chem. Int. Ed.*, 2011, **50**, 7097; (g) K. Muto, J. Yamaguchi and K. Itami, *J. Am. Chem. Soc.*, 2012, **134**, 169; (h) A. R. Ehle, Q. Zhou and M. P. Watson, *Org. Lett.*, 2012, **14**, 1202; (i) C. Wang, T. Ozaki, R. Takita and M. Uchiyama, *Chem.–Eur. J.*, 2012, **18**, 3482; (j) A. Correa, T. León and R. Martin, *J. Am. Chem. Soc.*, 2014, **136**, 1062; (k) E. Koch, R. Takise, A. Studer, J. Yamaguchi and K. Itami, *Chem. Commun.*, 2015, **51**, 855. See also refs 6a,b,d.
- 12 In fact, stoichiometric studies by Martin (ref 6d) reported successful isolation of an acetaldehyde-bound nickel(0) complex, while the attempted synthesis of the corresponding formaldehyde complex resulted in the formation of a carbonyl-nickel(0) complex via a rapid decarbonylation process.
- 13 D. J. Nelson and S. P. Nolan, *Chem. Soc. Rev.*, 2013, **42**, 6723.
- 14 H. Clavier and S. P. Nolan, *Chem. Commun.*, 2010, **46**, 841
- 15 Selected examples for the importance of the flexibility of the NHC ligands: (a) G. Altenhoff, R. Goddard, C. W. Lehmann and F. Glorius, *Angew. Chem., Int. Ed.*, 2003, **42**, 3690; (b) G. Altenhoff, R. Goddard, C. W. Lehmann and F. Glorius, *J. Am. Chem. Soc.*, 2004, **126**, 15195; (c) G. C. Fortman, A. M. Z. Slawin and S. P. Nolan, *Dalton Trans.*, 2010, **39**, 3923.